

March 28, 2023

Board of Supervisors Hearing

**2022 State-Mandated Annual Progress
Report
For the General Plan and Housing Element**



Resource Management Agency, Planning Division

Ruchita Kadakia, Manager, Housing and State Mandates

Jerilyn Hollis, Assistant Planner, Housing and State Mandates

2022 Annual Progress Report: Components



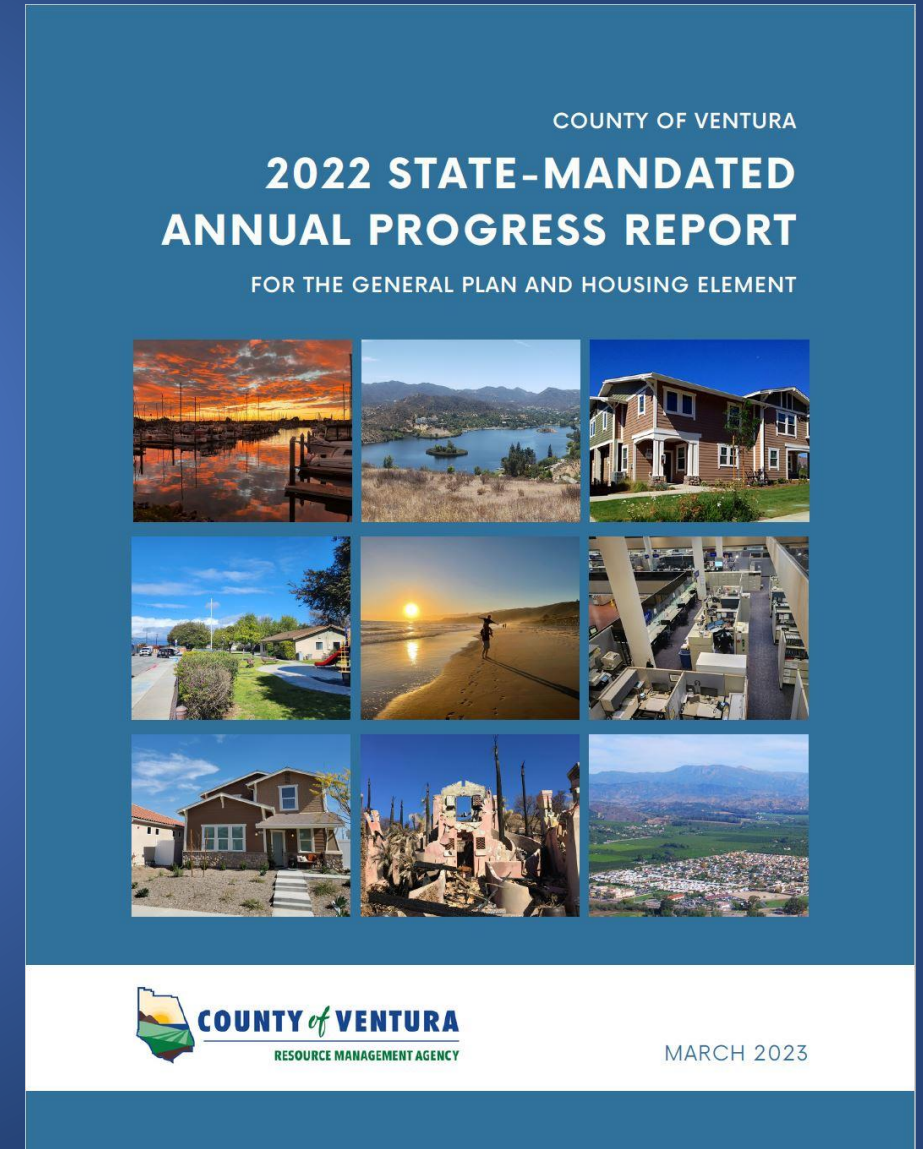
Satisfies State Law requirements by:

- Governor's Office of Planning and Research (OPR); and
- Department of Housing and Community Development (HCD)

Timely Filing Date: April 1, 2023

Comprised of two sections:

- A. General Plan Status (Completed and Active General Plan Amendments) and Consistency with State General Plan Guidelines
- B. Progress in meeting Regional Housing Need Allocation (RHNA) objectives



Section A - 2022 Amendments to the General Plan



Completed General Plan Amendments

- Turtle Conservancy General Plan Amendment and Rezone

Active General Plan Amendments

- AutoZone General Plan Amendment (Ojai Valley Area Plan)
- Administrative Corrections to the 2040 General Plan
- Open Space and Recreation (OS-REC) Land Use and Zone Modifications

Ongoing Area Plan Implementation

- El Rio/Del Norte Area Plan Update
- Saticoy Area Plan Program Implementation

Section B – County of Ventura Housing Element Targets

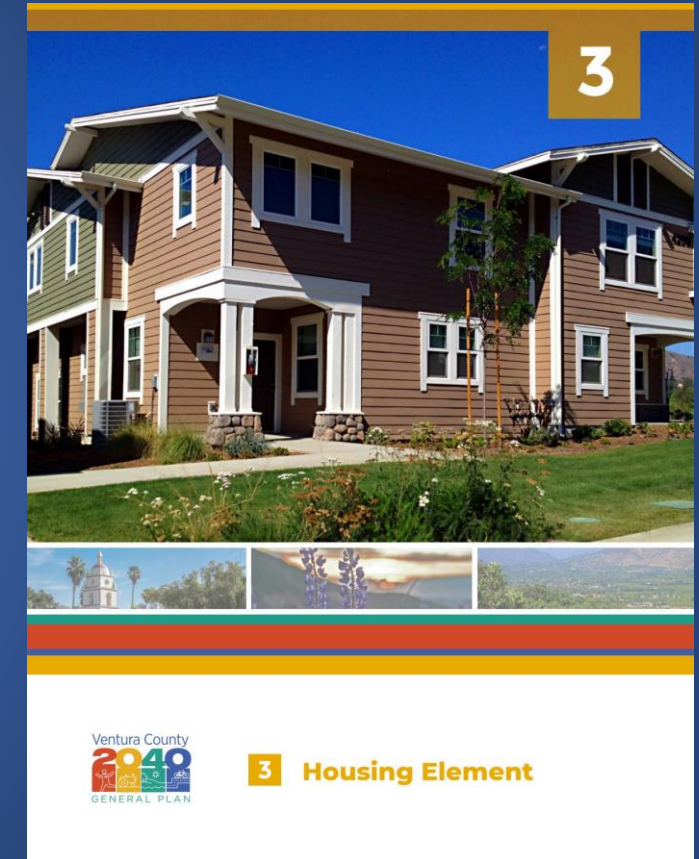


2021-2029 Housing Element (HE) addresses the 6th RHNA cycle

- Adopted by Board of Supervisors - October 2021
- Certified by HCD - December 2021 (First in SCAG region)

Housing Element Includes:

- Residential Sites Inventory to show adequate land zoned to accommodate projected growth
- Five goals, 32 policies, and 26 programs to support housing development at all income levels



Section B – County of Ventura Housing Element Targets



RHNA Targets by Income Category, County of Ventura

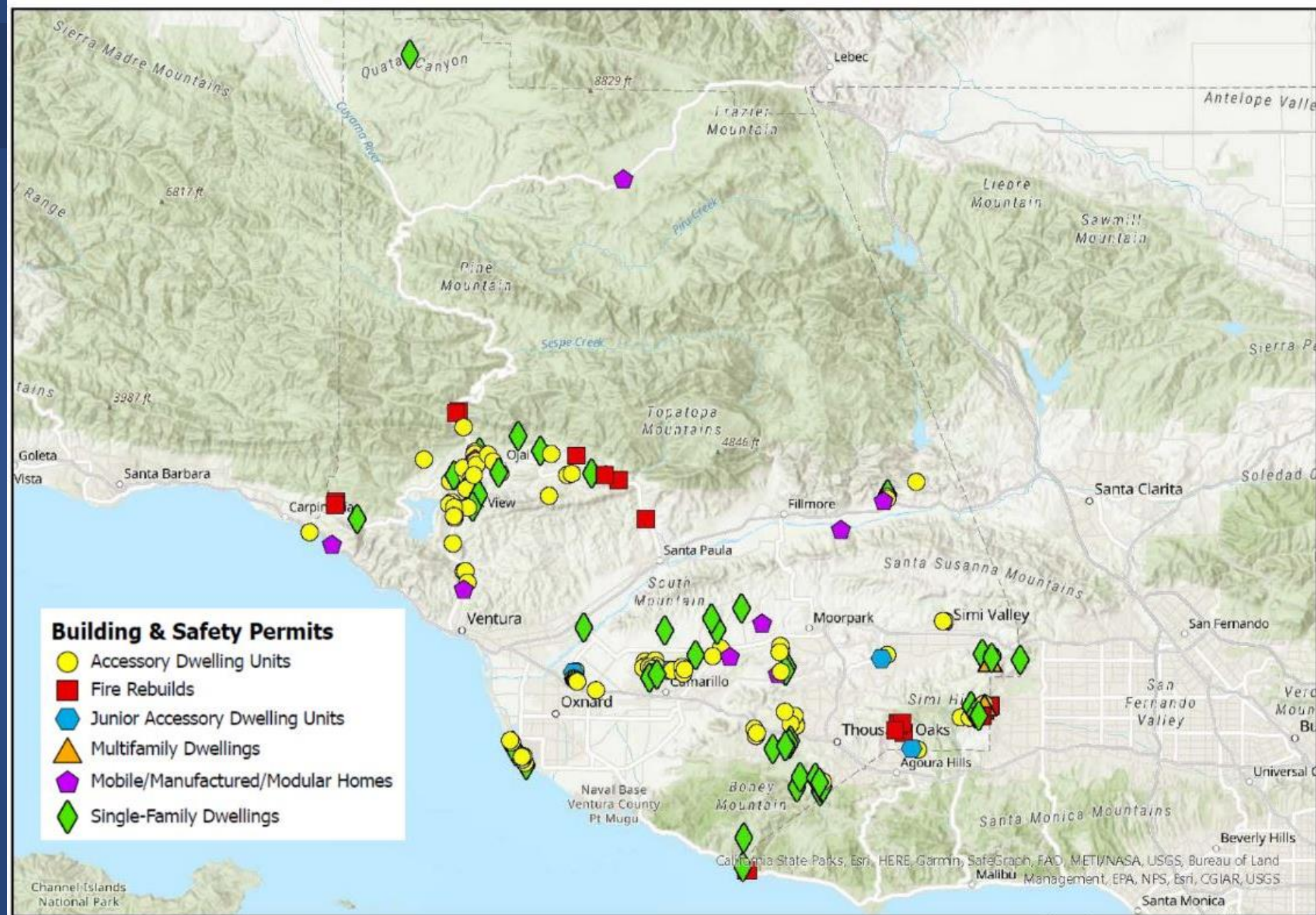
	Lower Income (<80% of AMI)			Moderate Income (80-120% of AMI)	Above-Moderate Income (>120% of AMI)	Total
	Extremely -Low (<30% of AMI)	Very-Low (30-50% of AMI)	Low (50-80% of AMI)			
6th Cycle 2021-2029 Housing Target (County)	159	160	225	250	468	1,262

Building Permits Issued by Location

222 Building Permits issued in unincorporated County*

- 15% in Ojai Valley
- 9% near Camarillo
- 9% near Somis
- 8% near Thousand Oaks and Simi Valley
- 8% near Oxnard

* Data represented is from October 16, 2021, to December 31, 2022



Ventura County
Resource Management Agency
Information Systems GIS Services
Map created on 1/24/2023



County of Ventura
Planning Division
Building & Safety Permit Types, 2022

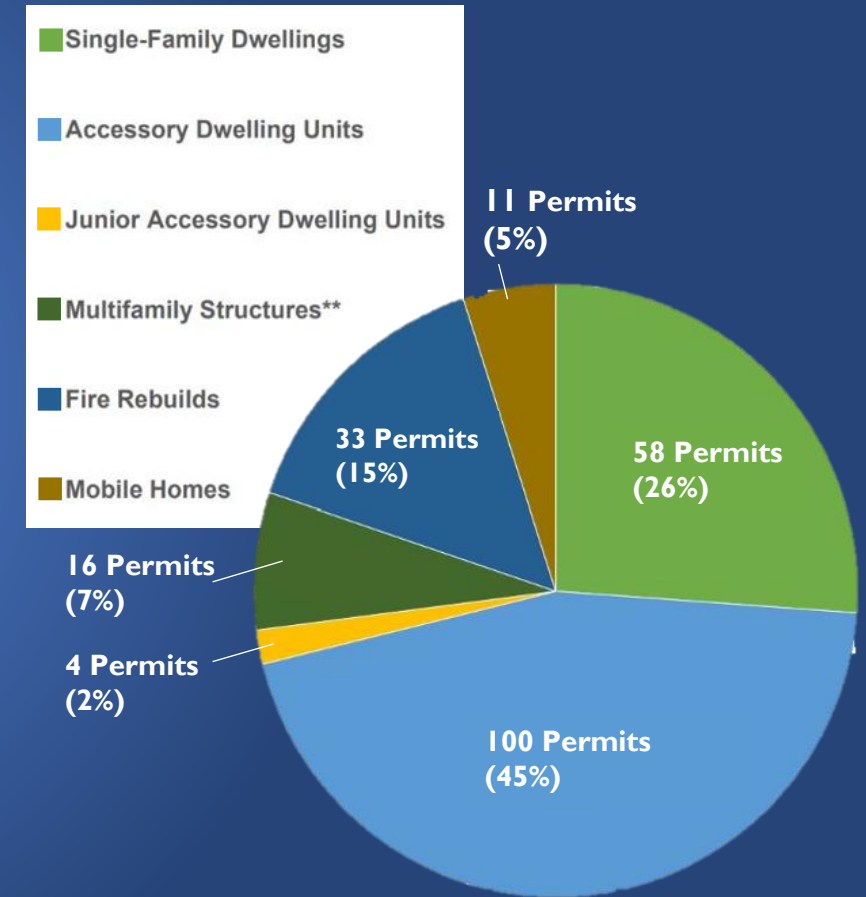
0 3 6 12 Miles
Disclaimer: This map was created by the Ventura County Resource Management Agency Information Systems GIS, which is designed and operated solely for the convenience of the County and related public agencies. The County does not warrant the accuracy of this map and no decision involving a risk of economic loss or physical injury should be made in reliance thereon.



Building Permits by Dwelling Unit Type



Housing Type	Number of Building Permits Approved		
	2021*	2022	Total
Single-Family Dwellings	6	52	58
Accessory Dwelling Units	15	85	100
Junior Accessory Dwelling Units	-	4	4
Multifamily Structures	1	15**	16
Manufactured Housing	-	11	11
Fire Rebuilds	1	32	33
TOTAL Building Permits Approved	23	199	222



* 2021 data represented is from the beginning of the 2021-2029 6th Housing Element cycle, from October 16, 2021, through December 31, 2021

** All multifamily structure building permits in 2022 were for Somis Ranch Farmworker Housing Complex (Phase I)

Somis Ranch Farmworker Housing Complex Multifamily Units



Rendering from approved Somis Ranch Application



Ongoing Construction of Phase I (200 units), March 2023



Photo credit: Jochen Maier

2021-2029 Housing Element - Unit Production



RHNA Targets by Income Category (2021-2029 Housing Element Cycle)						
	Lower Income			Moderate Income	Above-Moderate Income	Total Units
	Extremely-Low	Very-Low	Low			
2021-2029 Housing Need	159	160	225	250	468	1,262
Units Approved (2021)*	2	1	17	10	2	32
Units Approved (2022)	27	53	185	38	45	348
2021-2029 Housing Units Approved	29	54	202	48	47	380
% of RHNA Target	18%	34%	90%	19%	10%	30%
Remaining Housing Need	130	106	23	202	421	882

* For the year 2021, the data represented is from the beginning of the 2021-2029 6th Housing Element cycle, from October 16, 2021, through December 31, 2021.



RECEIVE and **FILE** the County of Ventura 2022 State-Mandated Annual Progress Report for the General Plan and Housing Element (**Exhibit I**)

Questions?

