

2021

# VENTURA COUNTY'S CROP & LIVESTOCK REPORT

Ed Williams, July 26, 2022

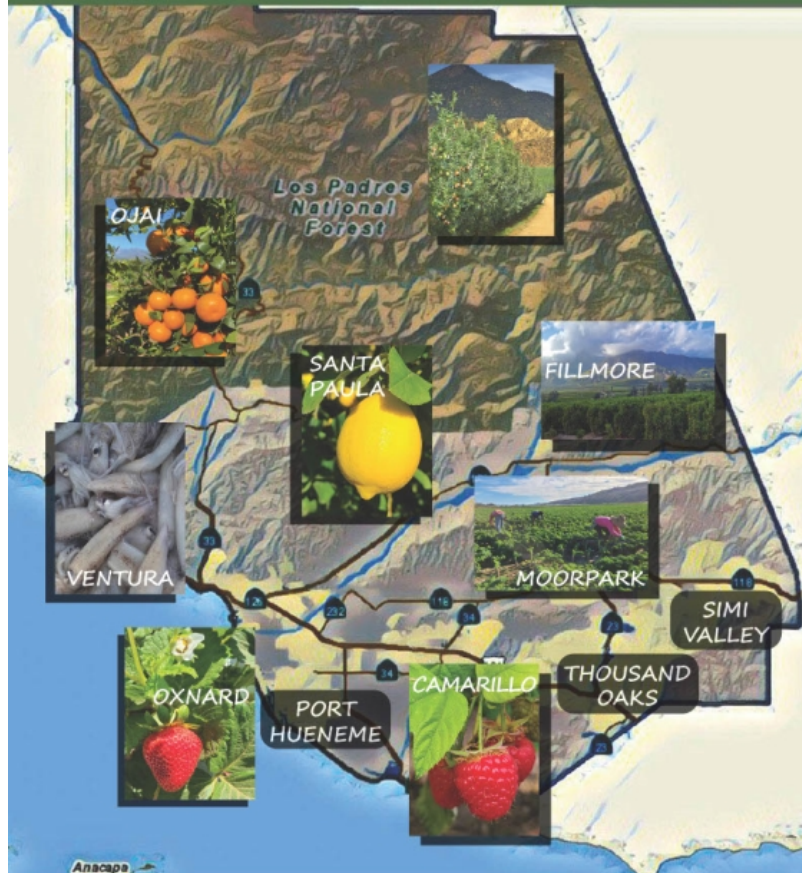


**COUNTY of VENTURA**

Agriculture/Weights & Measures



TOURING *Ventura County's* AGRICULTURE  
2021 CROP & LIVESTOCK REPORT




Celebrating the  
contributions of agriculture  
in the ten incorporated  
cities in *Ventura County*...







# OJAI, OXNARD, PORT HUENEME, SANTA PAULA





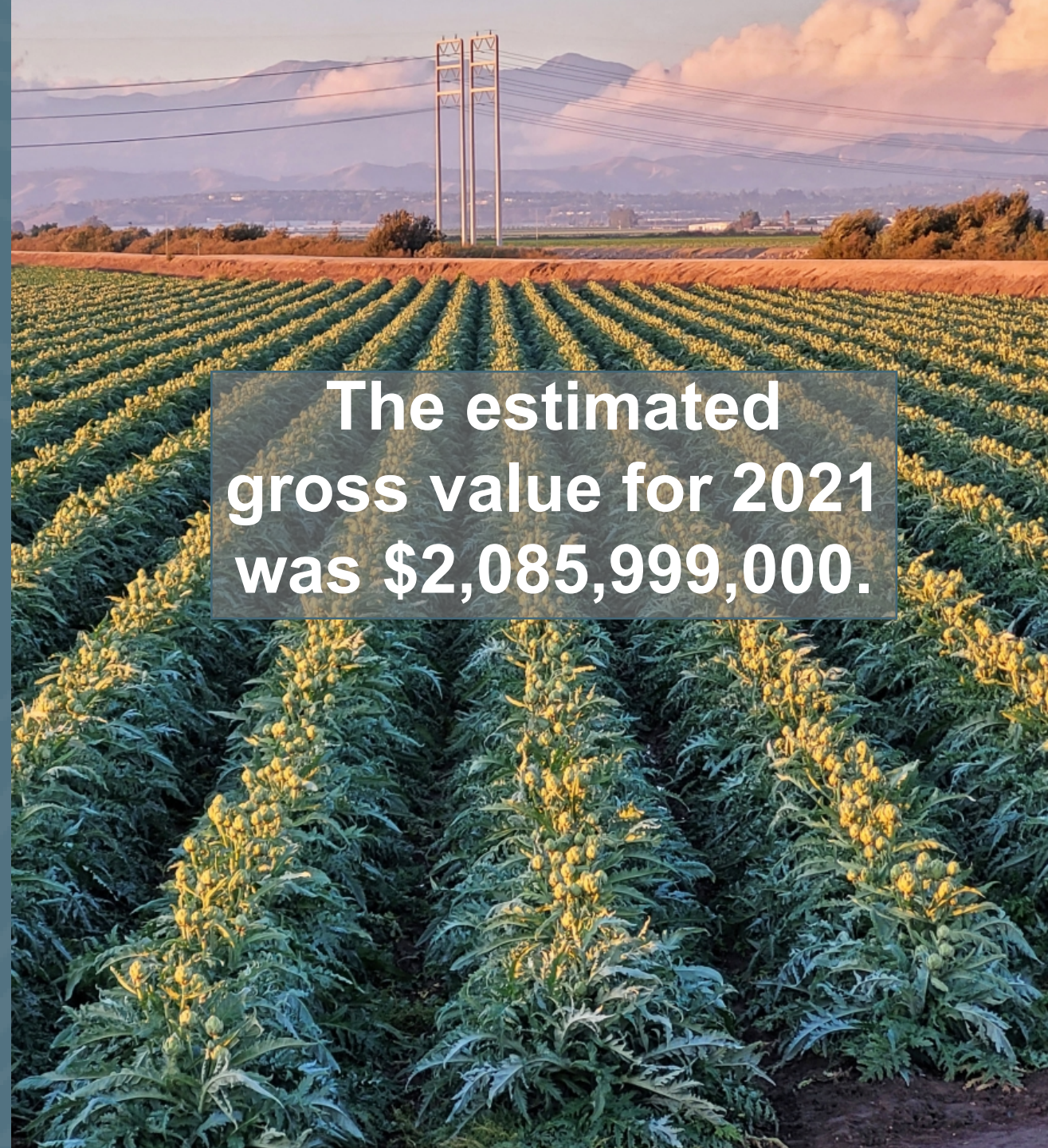


# SIMI VALLEY, THOUSAND OAKS, VENTURA





In 2021, we had approximately  
98,549 acres of irrigated cropland



The estimated  
gross value for 2021  
was \$2,085,999,000.





\$712,022,0  
00

#1:

Strawberries had a tremendous  
year in 2021, increasing by 24%  
from 2020.





\$253,708,0  
00

## #2: Lemons

Lemons remained in second place, increasing by 17% from 2020.







\$213,939,0  
00

## #3: Nursery

Stock  
Nursery Stock remained in third place, increasing by 11% from 2020.





\$168,712,0  
00

#4:

Raspberries moved up to fourth place, increasing by 19% from 2020.







\$125,839,0  
00

## #5: Avocados

Avocados moved down to fifth place,  
decreasing by 30% from 2020.  
Avocados are an alternate-bearing  
crop.





\$113,358,0  
00

## #6: Celery

Celery remained in sixth place,  
decreasing by 11% from 2020.







\$46,028,00

0

#7:

**Blueberries**  
Blueberries replaced Tomatoes  
and moved up to seventh place,  
increasing by 19% from 2020.





\$41,515,00

0

## #8: Peppers

Peppers remained in eighth place, decreasing slightly by 0.8% from 2020.







\$39,664,,00  
0

#9:

Blackberries entered the Top Ten Crops for the first time, coming in ninth place, increasing by 16% from 2020.





\$35,145,00  
0

## #10: Cabbage

Cabbage remained the number ten crop, decreasing by 5% from 2020.







\$31,311,

New in 2021:

**Seafood** (Squid, Fish and Other),  
was included for the first time...





also INCLUDED

## Organic Farming, Certified Farmers' Markets & Department Programs



ORGANIC CROPS	YEAR	ACRES	VALUE
Registered Growers	2021		237
	2020		207
Vegetables & Herbs	2021	2,984	\$28,449,000
	2020	3,590	\$22,136,000
Fruits & Nuts	2021	7,403	\$218,952,000
	2020	5,522	\$167,047,000
Field & Seed Crops	2021	740	\$199,000
	2020	615	\$1,640,000
Cut Flowers & Nursery Stock	2021	30	\$30,000
	2020	25	\$23,000
Specialty Crops	2021	15	\$6,000
	2020	10	\$5,000
Livestock & Poultry	2021	103	\$12,000
	2020	99	\$7,000
TOTAL*	2021	12,449**	\$245,818,000
	2020	8,966**	\$190,858,000

\*Not listed in all other total values.

\*\*Includes 1,145 acres of fallow land for 2021 and 1,103 acres for 2020.

Market	Location	Hours	Contact
Northridge	Northridge Farmers' Market	11321 Ventura St, Northridge Park June-December only Sundays: 10 AM - 2 PM	Jason Davis Serra Center
San Jose	San Jose Farmers' Market	300 E. Main St. Sundays: 9 AM - 1 PM	Cynthia Korman City of San Jose
San Jose	San Jose Farmers' Market	414 E. 1st Ave. Thursdays: 2 PM - 7 PM	Grace Malloy Grace Malloy
San Jose	San Jose Farmers' Market	Chesnut Hill Ranch 3050 S. Harbor Blvd. @ Cabazona Way, Harbor Side Sundays: 10 AM - 2 PM	Jason Davis Medusa Farm
San Jose	San Jose Farmers' Market	Downtown Plaza Park 600 S. C Street @ 9th and C St. Thursdays: 9 AM - 1:30 PM	Jason Davis The Concord Heritage Foundation
San Jose	San Jose Farmers' Market	222 W. Hillcrest Dr. East End Parking Lot Thursdays: 12 PM - 5 PM	Jason Davis Kasen Wood School
San Jose	San Jose Farmers' Market	Downtown Ventura Santa Clara and Palm St. City Parking Lot Saturdays: 8:30 AM - 12 PM	Jason Davis Kasen Wood School
San Jose	San Jose Farmers' Market	Pacific View Mall Front West Parking Lot Wednesdays: 9 AM - 1 PM	Jason Davis Kasen Wood School
San Jose	San Jose Farmers' Market	Westlake Village 2707 Agoura Rd Sundays: 10 AM - 2 PM	Medusa Farm

**Certified Farmers' Markets**  
Operations Manager: Contact Information  
Jason Davis - (415) 779-1152  
jason.davis@sf.gov  
Serra Center - (415) 451-7399  
serra@sf.gov  
Medusa Farm - (415) 381-8715  
medusa@sf.gov  
Cynthia Korman - (415) 451-7399  
cynthia.korman@sf.gov  
Grace Malloy - (415) 224-1171  
grace.malloy@sf.gov  
Mark Reiter - (415) 444-4444  
mark@sf.gov  
Kasen Wood School - (415) 329-2444  
k.w.wood@sf.gov  
Paul Smith - (415) 329-2444

Organics	Standardization	Green Material	Weed Management
The Department of Agriculture/Weights & Measures and our staff enforce regulatory standards for organic products through regular sampling of fruit and vegetables, organic audits and pesticide use record checks.	Standardization laws establish minimum standards for organic, quality size, standard container and pack, and container markings.	Green Material Program monitors the movement of any high-risk green waste that could be harboring invasive pests. Pestof concern include but are not limited to: invasive Shot Hole Borer, Light Brown Apple Moth, Asian Citrus Psyllid with Huanglongbing, and Sudden Oak Death (Phytophthora ramorum).	The Department of Agriculture/Weights & Measures works with partners to survey, detect, map, and remove California Perennial Weeds and
Registrations: 140 Audits Performed: 20 Samples Collected: 5	Producers Violated: 14 Crops Inspected: 1,319 Crops Matured: 14 Containers Inspected: 63,381	Registrations: 10,254 Containers Inspected: 979,502 Crops Inspected: 17,272 Crops Pests Outgoing: 33 Crops Pests at Destination: 1	Certified Producers Certificates: 127 CPC Amendments: 71 Certified Farmers' Markets: 36 Inspections: 14 Warning Letters Issued: 14

Asian Citrus Psyllid (ACP) Bulk Citrus	Top 10 Commodities Exported
The Department of Agriculture/Weights & Measures is responsible for assisting and educating industry members, performing inspections at orchards, bulk citrus packing/handling facilities and issuing enforcement actions to ensure that compliance is being met for mitigating unintentional Asian Citrus Psyllid and Huanglongbing transport.	COUNTRY EXPORTED TO NUMBER OF EXPORTS Canada: 4,914 Japan: 1,765 Republic of Korea: 612 Taiwan: 402 Saudi Arabia: 348 Netherlands: 341 Kuwait: 32
New Compliance Agreements: 56 Updated Compliance Agreements: 15 Initial Compliance Agreements Issued: 73	Number of Inspections: 1,000 Traps with ACP Pests: 224 Traps Removed: 15





QUESTIONS?