

**County of Ventura
2022 Market Area Rate Study**

**Public Works Agency
Water and Sanitation Department
Integrated Waste Management Division**

July 2022

**800 South Victoria Avenue
Ventura, CA 93009-1650
805-658-4321**

County of Ventura
2022 Market Area Rate Study

Table of Contents

	<u>Page No.</u>
Introduction.....	ii
Background.....	ii
Methodology.....	ii-iii
2022 Simi Valley Landfill and Recycling Center (SVL&RC) Rates.....	iii
Proposed 2023 Maximum Gate Rate at SVL&RC.....	iii-iv
Table 1: Market Index and Mean Market Rate and Accompanying Notes.....	v-viii

EXHIBITS

Exhibit A – Location map of SVL&RC

Exhibit B – SVL&RC Rate Schedule as of July 1, 2022

Exhibit C – Geographical Map of Market Index Landfills

Exhibit D – Posted Gate Rates for 27 Landfills within Study Area as of July 1, 2022

County of Ventura

2022 Market Area Rate Study

INTRODUCTION

The purpose of the Market Area Rate Study (MARS) is to establish the calendar year 2023 maximum allowable gate rate (i.e., tipping fee) at the Simi Valley Landfill & Recycling Center (SVL&RC), located just north of both the 118 freeway and the City of Simi Valley in the unincorporated area of Ventura County, as shown on Exhibit A (SVL&RC Location Map).

BACKGROUND

The SVL&RC is wholly owned and operated by Waste Management of California, Inc. (WM). On March 20, 2012, the Ventura County Board of Supervisors approved the *Amended and Restated Agreement for the Operation and Closure of the Simi Valley Landfill and Recycling Center* (Agreement) between WM and the County of Ventura. One component of this Agreement outlines the use of an annual MARS to establish the maximum allowable gate rate at the SVL&RC for the upcoming calendar year utilizing the methodology described below.

METHODOLOGY: THE FOLLOWING TASKS WERE COMPLETED IN PREPARING THE 2022 MARS

Task 1 – Pursuant to Section 4.3.3. of the Agreement, the names of 27 active municipal solid waste landfills within a designated geographical area of California were determined, as shown in Exhibit C (Geographical Map of Market Index Landfills); this compilation of landfills is referred to as the Market Index. The Solid Waste Information System (SWIS) database of the California Department of Resources Recycling and Recovery (CalRecycle) was used to verify the permitted active disposal sites within each applicable county. Those lists were pared to include only landfills located within the designated geographical area which accept municipal solid waste from the general public; for example, landfills serving only their private owners or military bases are excluded.

As in past years, one landfill on the resulting list was further studied and subsequently pared from the list. The California Street Landfill does not have a Posted Gate Rate and has not been included in the MARS since 2002. More information is provided in the Notes accompanying Table 1.

Compared to the 2021 MARS, no new landfills were opened, and no existing landfills were closed. Therefore, the number of landfills in the Market Index remains at 27.

Task 2 – The Market Index was updated to reflect publicly owned or operated and WM-

owned or operated landfills. The CalRecycle website was utilized for collecting information about WM's subsidiaries. The percentages of publicly-owned or operated and WM owned or operated landfills were calculated and compared to threshold levels stated in the Agreement between the County of Ventura and WM. The percentages were less than the threshold levels; therefore, no adjustment of the Market Index is needed.

Task 3 – The Posted Gate Rate for each landfill in the Market Index was determined to satisfy the purpose of this study. For the purposes of the study, the Posted Gate Rate is the standard gate rate for disposal of municipal solid waste (also referred to as general refuse, uncompacted waste, routine refuse, general debris, etc.) on a per ton basis, including taxes and fees, effective July 1, 2022. The study did not consider rates for special wastes, hard-to-handle loads and similar classifications.

For each landfill, rate sheets and additional documentation were obtained from the landfill operator by fax, website, and/or email. When information on landfill websites was not clear with regard to the effective date, the landfill operator was contacted by telephone to verify accuracy of rates shown on the website.

Task 4 – The information obtained or determined in Tasks 1, 2, and 3 is presented in this report. Table 1 summarizes each landfill in the Market Index, the Owned or Operated information, and the Posted Landfill Gate Rates. Notes following the table provide additional details. Copies of the rate documentation are included in Exhibit D (Posted Gate Rates for 27 Landfills within Study Area as of July 1, 2022).

2022 SVL&RC GATE RATE AND LANDFILL RATES

The current SVL&RC gate rate and schedule of all other posted rates, effective July 1, 2022 are provided as Exhibit B (SVL&RC Rate Schedule as of January 1, 2022).

PROPOSED 2023 MAXIMUM GATE RATE AT SVL&RC

Utilizing the posted landfill gate rates as of July 1, 2022, as shown in Table 1, the Mean Market Rate is \$72.52 per ton, an increase of 5.04% (\$3.48/ton) relative to the 2021 Mean Market Rate of \$69.04 per ton. The Posted Gate Rates from the 27 landfills within the study area ranged from \$41.94 per ton to \$170.00 per ton. To determine the Mean Market Rate, the posted gate rate of each of the 27 landfills within the study area was obtained or calculated from rate documentation provided by the landfill operator and used to calculate the mean of the 27 landfill gate rates as of July 1, 2022 (Exhibit D). Table 1 and the accompanying notes provide further information.

Based upon the Mean Market Rate determination in this study, the maximum allowable gate rate (i.e., tipping fee) at the SVL&RC for municipal solid waste originating in Ventura County, or outside of California, for calendar year 2023 is \$79.78, calculated from the sum total of the Mean Market Rate (\$72.52) plus the "Ventura County" Market Rate Variance (5% of MARS-determined Mean Market Rate, \$3.63/ton) and the County

Surcharge of \$3.63/ton (also 5% of the MARS-determined Mean Market Rate). The maximum allowable gate rate (i.e., tipping fee) at the SVL&RC for municipal solid waste originating outside of Ventura County, and within California, for calendar year 2023 is \$83.40, calculated from the sum total of the Mean Market Rate (\$72.52) plus the “Non-Ventura County” Market Rate Variance (10% of MARS-determined Mean Market Rate, \$7.25) and the County Surcharge of \$3.63/ton (5% of the MARS-determined Mean Market Rate).

For all other 2023 rates at the SVL&RC, this Study has no effect as those rates are established by a separate process in which WM submits an Annual Report to the County no later than September 1 of each year; within the context of the Annual Report, WM may propose changes to any rate, other than the maximum allowable gate rate, at the SVL&RC for calendar year 2023. Upon receipt of the Annual Report, the County must review all proposed rates no later than October 1st and respond to WM via a rate approval letter no later than October 15th.

Table 1 – Market Index and Mean Market Rate

Refer to Notes on the following pages

Inventory of Active Municipal Solid Waste Landfills Notes (1), (2), (3)		Owned or Operated Publicly (4)	Owned or Operated by Waste Mgmt. (5)	Posted Landfill Gate Rate as of July 1, 2022 (6)	Notes on Following Pages	Exhibit D
	Antelope Valley Public Landfill I & II	No	Yes	\$ 85.42	(7), (8)	a
2	Badlands Sanitary Landfill	Yes	No	\$ 46.35		b
3	Burbank Landfill Site No. 3	Yes	No	\$ 48.00	(9)	c
4	Calabasas Sanitary Landfill	Yes	No	\$ 52.32		d
5	Chicago Grade Landfill	No	No	\$ 63.00		e
6	Chiquita Canyon Sanitary Landfill	No	No	\$ 68.00	(10)	f
7	Cold Canyon Landfill Solid Waste DS	No	No	\$ 82.00	(11)	g
8	El Sobrante Landfill	No	Yes	\$ 46.35		b
9	Frank R. Bowerman Sanitary LF	Yes	No	\$ 62.34		h
10	Lamb Canyon Sanitary Landfill	Yes	No	\$ 46.35		b
11	Lancaster Landfill & Recycling Center	No	Yes	\$ 89.46	(12)	a
12	Lompoc Sanitary Landfill, City of	Yes	No	\$ 84.34	(13)	i
13	Mid-Valley Sanitary Landfill	Yes	No	\$ 59.94	(14)	j
14	Olinda Alpha Sanitary Landfill	Yes	No	\$ 62.34		h
15	Otay Landfill	No	No	\$ 109.54	(15)	k
16	Paso Robles Landfill, City of	Yes	No	\$ 63.00	(16)	l
17	Prima Deshecha Sanitary Landfill	Yes	No	\$ 62.34		h
18	San Timoteo Sanitary Landfill	Yes	No	\$ 59.94	(14)	j
19	Santa Maria Landfill	Yes	No	\$ 79.00	(17)	m
20	Savage Canyon Landfill	Yes	No	\$ 53.55	(18)	n
21	Scholl Canyon Sanitary Landfill	Yes	No	\$ 61.10		d
22	Simi Valley Landfill & Recycling Cntr.	No	Yes	\$ 75.39		o
23	Sunshine Canyon City/County Landfill	No	No	\$ 107.46	(19, 20)	p
24	Sycamore Sanitary Landfill	No	No	\$ 109.54	(15)	k
25	Tajiguas Sanitary Landfill	Yes	No	\$ 170.00	(21)	q
26	Toland Road Landfill	Yes	No	\$ 41.94	(22)	r
27	West Miramar Sanitary Landfill	Yes	No	\$ 69.00	(23)	s
Number of "YES" →		17	4	\$1,958.01	← Mean Market Rate	
Divided By Number of Landfills:		27	27	27		
Percent "Yes" →		63%	15%			
Compare to threshold (Result)		✓ 75% (ok)	✓ 25% (ok)	\$72.52		

Table 1 Accompanying Notes

1. The Inventory of Active Municipal Solid Waste Landfills within the designated geographical area as of July 1, 2022, except those that serve only their private owners, military bases, and as explained in Note (2). Landfill names are pursuant to the CalRecycle website SWIS database.
2. California Street Landfill is an active municipal solid waste landfill as of July 1, 2022 and is within the designated geographical area. However, it is not included in the Inventory because there is no Posted Gate Rate, as explained below. The site has not been included in the Inventory since inception in 2002.

As verified June 30, 2022 by Louie Miranda, Solid Waste Manager for the City's Quality of Life Department, the landfill is located in, and is operated by, the City of Redlands. In general, the City accepts waste only from their own collection vehicles. Because no other waste is imported or accepted from the public or other haulers, there is no Posted Gate Rate.

3. No new landfills have been added to this study and none of the existing landfills have been closed or removed. The number of landfills in the Market Index remains at 27.
4. Determination of whether the facility is publicly-owned or operated is pursuant to the CalRecycle website database. If the facility is owned or operated, or both, by a public entity, then "Yes" is shown; if the facility is neither owned nor operated by a public entity, then "No" is shown.
5. Determination of whether the facility is owned or operated by Waste Management is pursuant to the CalRecycle website database, supplemented by public knowledge of subsidiaries. If the facility is owned or operated, or both, by Waste Management, then "Yes" is shown. If the facility is neither owned nor operated by Waste Management, then "No" is shown.
6. For purposes of this study, the Posted Gate Rate is the standard gate rate for disposal of municipal solid waste (also referred to as general refuse, uncompacted waste, routine refuse, general debris, etc.) on a per ton basis, including all taxes and fees. For each landfill, rate sheets or similar documentation were obtained from the landfill operator by fax, website, and/or email. When information on websites was not clear, with regard to the effective date, the operator was contacted by telephone or email to verify rates shown on the website were correct for July 1, 2022. Refer to additional notes for special cases.
7. For the purpose of this study, Antelope Valley Public Landfill I (SWIS Number 19-AA-0009) is considered the same landfill as Antelope Valley Public Landfill II (SWIS Number 19-AA-5624). The SWIS database shows they have the same location, operator/business owner, and landowner.
8. For Antelope Valley Public Landfill I & II, the Posted Gate Rate is \$78.26 per ton for "Solid Waste - MSW" plus a 9.15% Fuel Surcharge (average rate over a one year period). The base rate is documented in a rate sheet. The Fuel Surcharge percentage is documented in a historical summary sheet from the operator, Waste Management, per email on June 7, 2022 from Heather Peters, Scalehouse Supervisor. An Environmental Fee per load, also indicated on the rate sheet, is not included because that fee is not

applied on a “per ton” basis.

9. For Burbank Landfill No. 3, the rate is the fee charged to internal City departments and the school district only. The landfill is not open to the public. Rates were confirmed by email on June 7, 2022, by City of Burbank staff, Stephanie Kandt.
10. For Chiquita Canyon Landfill, the Posted Gate Rate remains unchanged at \$68.00, confirmed by phone on June 16, 2022, by Maribel Bolanos, Office Manager.
11. For Cold Canyon Landfill, the Posted Gate Rate is \$82.00, confirmed by email on June 16, 2022, by Anna Lopez, Accounts Receivable staff at the landfill.
12. For Lancaster Landfill, the Posted Gate Rate is \$81.96 per ton for “Solid Waste - MSW” plus a 9.15% Fuel Surcharge (average rate over a one-year period). The base rate is documented in a rate sheet. The Fuel Surcharge percentage is documented in a historical summary sheet from the operator, Waste Management, per email on June 7, 2022 from Heather Peters, Scalehouse Supervisor. An Environmental Fee per load, also indicated on the rate sheet, is not included because that fee is not applied on a “per ton” basis.
13. For the City of Lompoc Landfill, the Posted Gate Rate remains unchanged at \$84.34, confirmed by email on June 13, 2022, by Steve Clark, Solid Waste Compliance Coordinator for City of Lompoc.
14. For Mid-Valley Sanitary Landfill and San Timoteo Sanitary Landfill, the Posted Gate Rate remains unchanged at \$59.94, confirmed by email on June 8, 2022, by Suzan Garrido, Staff Analyst for San Bernardino County, Public Works.
15. For Otay Landfill and Sycamore Landfill, the Posted Gate Rate, effective 1/01/22 remains unchanged at \$99.50 per ton for “General Refuse” plus an average 10.09% Fuel Recovery Fee. The base rate is documented in a rate sheet. The Fuel Recovery Fee percentage is documented in an email dated June 16, 2022, from Estrella Salazar, Republic Services, Division Accountant. An Environmental Fee per load, also indicated on the rate sheet, is not included because that fee is not applied on a “per ton” basis.
16. For Paso Robles Landfill, the Posted Gate Rate, effective 7/01/22 will be \$63.00, confirmed by email on June 23, 2022, by Diane Strang, staff in the Water, Wastewater and Streets Division at the City of Paso Robles.
17. For Santa Maria Landfill, the Posted Gate Rate remains unchanged at \$79.00, confirmed by email on June 8, 2022 by Natalia Heredia, Utilities Accounting Technician at the landfill.
18. For Savage Canyon Landfill, the Posted Gate Rate remains unchanged at \$53.55, confirmed by email on June 8, 2022, by Vicki Smith, Public Works Manager for City of Whittier.
19. Sunshine Canyon City/County Landfill (SWIS Number 19-AA-2000) was formerly designated Sunshine Canyon SLF County Extension (SWIS Number 19-AA-0853) as well as Sunshine Canyon City Landfill Unit 2 (SWIS Number 19-AR-0002 Unit 02).

20. For Sunshine Canyon City/County Landfill, the Posted Gate Rate, effective 7/01/22, is \$98.09 per ton for “Municipal Waste / Construction & Demolition” plus a 9.55% Fuel Recovery Fee. The base rate is documented in a rate sheet emailed on June 10, 2022 from Richard Blatz, Billing Coordinator at the landfill. Richard also confirmed the Fuel Recovery Fees over the past year. The average Fuel Recovery Fee (FRF) was obtained by taking the average of all FRFs. An Environmental Fee per load, also indicated on the rate sheet, is not included because that fee is not applied on a “per ton” basis.
21. For Tajiguas Sanitary Landfill, the Posted Gate Rate will be \$170.00/ton, effective 7/01/22, per an email dated June 28, 2022, by Gloria Alvarez, staff with the County of Santa Barbara.
22. For the Toland Road Landfill, the new Posted Gate Rate, effective 7/1/22, is \$41.94, confirmed by email on June 16, 2022, by Cindy Griffin, staff at Ventura Regional Sanitation District.
23. For the West Miramar Landfill Sanitary Landfill, the Posted Gate Rate will be \$69.00/ton, effective 7/01/22, per an email on June 8, 2022, by Matthew Cleary, Interim Assistant Director of the Environmental Services Department for the City of San Diego. This MSW rate is from the category “Non-City Waste.” The “Refuse Collector Business Tax” and “AB939 Fee” per ton rates are automatically added to the MSW per ton rate. For the current study, this category was selected on the basis that it is most similar to the selected rate category of other landfills and meets the purpose of the study.

Exhibit A: SVL&RC Location Map

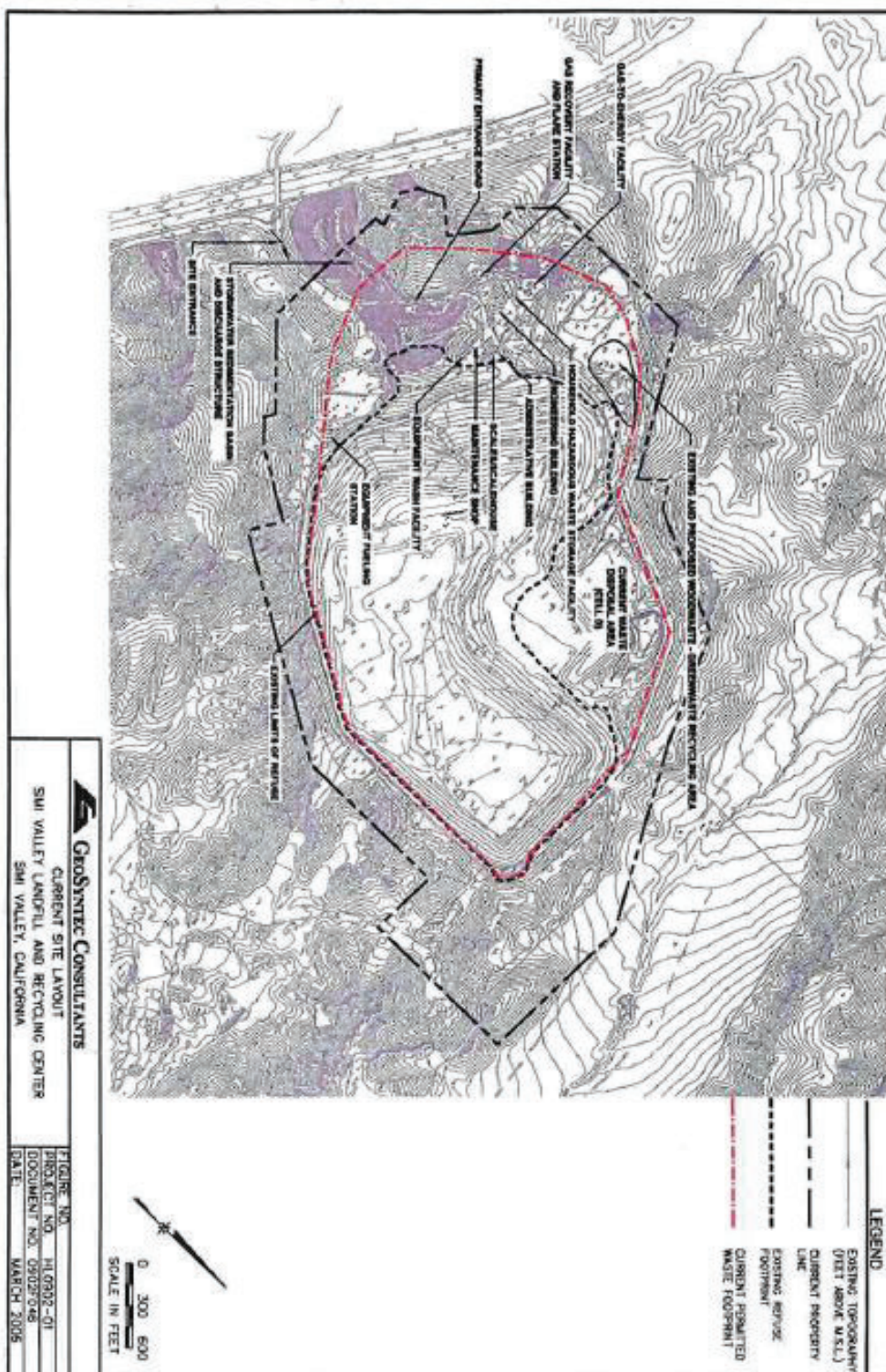


Exhibit B: SVL&RC Rate Schedule as of July 1, 2022



SIMI VALLEY LANDFILL AND RECYCLING CENTER

Jan. 1 - Dec. 31, 2022

Service and Fee Schedule

Disposal Materials*	Ventura County (or outside CA)	**Non Ventura County (within CA)
Municipal Solid Waste (MSW)	\$75.39 per ton	\$79.39 per ton
MSW - Transfer Trailers	\$68.25 per ton	\$72.25 per ton
MSW - Pick-up trucks to height of cab or trailers 8 feet and under***	\$48.50 per load	\$51.50 per load
MSW - Cars up to 500 lbs.	\$29.50 min.	\$32.50 min.
Recycling Materials*		
Asphalt (clean only)	\$34.65 per ton	\$37.42 per ton
Construction & Demolition (C&D) for Processing	\$87.91 per ton	\$91.91 per ton
C&D - Pick-up trucks to height of cab or trailers 8 feet and under***	\$61.02 per load	\$64.02 per load
C&D - Cars up to 500 lbs	\$42.02 min.	\$45.02 min.
C&D Certification	Add \$12.52 per ton	Add \$12.52 per ton
Concrete (clean only)	\$34.65 per ton	\$37.42 per ton
Dirt (clean only)	\$32.50 per ton	\$35.10 per ton
Food Waste	\$113.00 per ton	\$122.04 per ton
Greenwaste and Wood	\$75.39 per ton	\$79.39 per ton
Greenwaste and Wood - Pick-up trucks to height of cab or trailers 8 feet and under***	\$48.50 per load	\$51.50 per load
Mixed Inerts (clean only)	\$41.80 per ton	\$45.44 per ton
Special Handling Waste* <i>Requires Pre-Approval</i>		
Drums	\$105.00 each	\$105.00 each
Industrial, Process, and Sewage Sludge	\$75.39 per ton	\$79.39 per ton
Non-Friable Asbestos	\$150.78 per ton	\$158.78 per ton
Preservative Treated Wood and Treated Medical Waste	\$88.39 per ton	\$92.39 per ton
Other Materials*		
Appliances	\$19.75 each	\$19.75 each
Dead Livestock	\$139.50 each	\$143.50 each
Hard-to-handle items (case by case basis)	\$105 - \$258 each	\$105 - \$258 each
Tires: Motorcycle/Passenger/Pick-up truck	\$12.00 each	\$12.00 each
Tires: Large Truck	\$32.50 each	\$32.50 each
Tires: Off-Road/Heavy Equipment	\$247.50 each	\$247.50 each
Vehicle Weights Only	\$12.50 each	\$12.50 each

Non-Acceptable Materials

All hazardous materials are prohibited including but not limited to:

- Automotive bodies and fluids (fuel, antifreeze, oils)
- Batteries
- Biological/Medical Waste
- Chemicals of any kind (pool, pesticides, weed killer)
- Electronic Waste of any kind
- Empty Containers (that may have contained or have contained hazardous materials)
- Fluorescent Light Tubes and Ballasts
- Liquids
- Paint, lacquer, stain, thinner, varnish and wood preservatives
- Radioactive Materials
- Septic Tank or Chemical Toilet Waste
- Universal Waste
- Water-Soluble Solids (salts, borax, lye, caustics/acids)

All Ventura County customers exceeding one (1) ton (excluding local jurisdiction Contract Collectors) will be required to fill out a "Waste Origin Reporting Form." State law requires all loads to be securely covered.

* CIWMP of \$.05 per ton collected on all disposed tons, excluding waste collected from Contract Collectors with any Ventura County jurisdiction.

** Non-Ventura County materials originating within California.

*** Per ton charge will apply if any minimum vehicle exceeds one ton.

For information about the proper disposal of prohibited materials, household hazardous waste collection events and other waste and recycling services, please contact your local waste hauler, City or County.

City of Simi Valley	www.simivalley.org	(805) 583-6321
City of Moorpark	www.moorparkca.gov	(805) 517-6241
City of Thousand Oaks	www.toaks.org	(805) 449-7283
County of Ventura	www.vcpublishworks.org	(805) 658-4323

Location:

2801 N. Madera Road, Simi Valley, CA 93065
(805) 579-7267 Fax (805) 579-7482

Hours of Operation

Monday - Saturday 7:00 a.m. - 4:00 p.m.
3rd Sunday of each month 10:00 a.m. - 4:00 p.m.
All vehicles must be unloaded by 4:30 p.m. Mon. - Sat.
No refunds for partially unloaded vehicles.

Payment Information

Credit or Debit Cards only, no cash or checks
There is a one (1) ton minimum on all per ton charges.
To open an account, call (805) 579-7267. Volume discounts available by contract and all inquiries contact the District Manager.

We reserve the right to refuse any load. Please adhere to all safety guidelines at Waste Management's facility.

Exhibit C: Geographical Map of Market Index Landfills

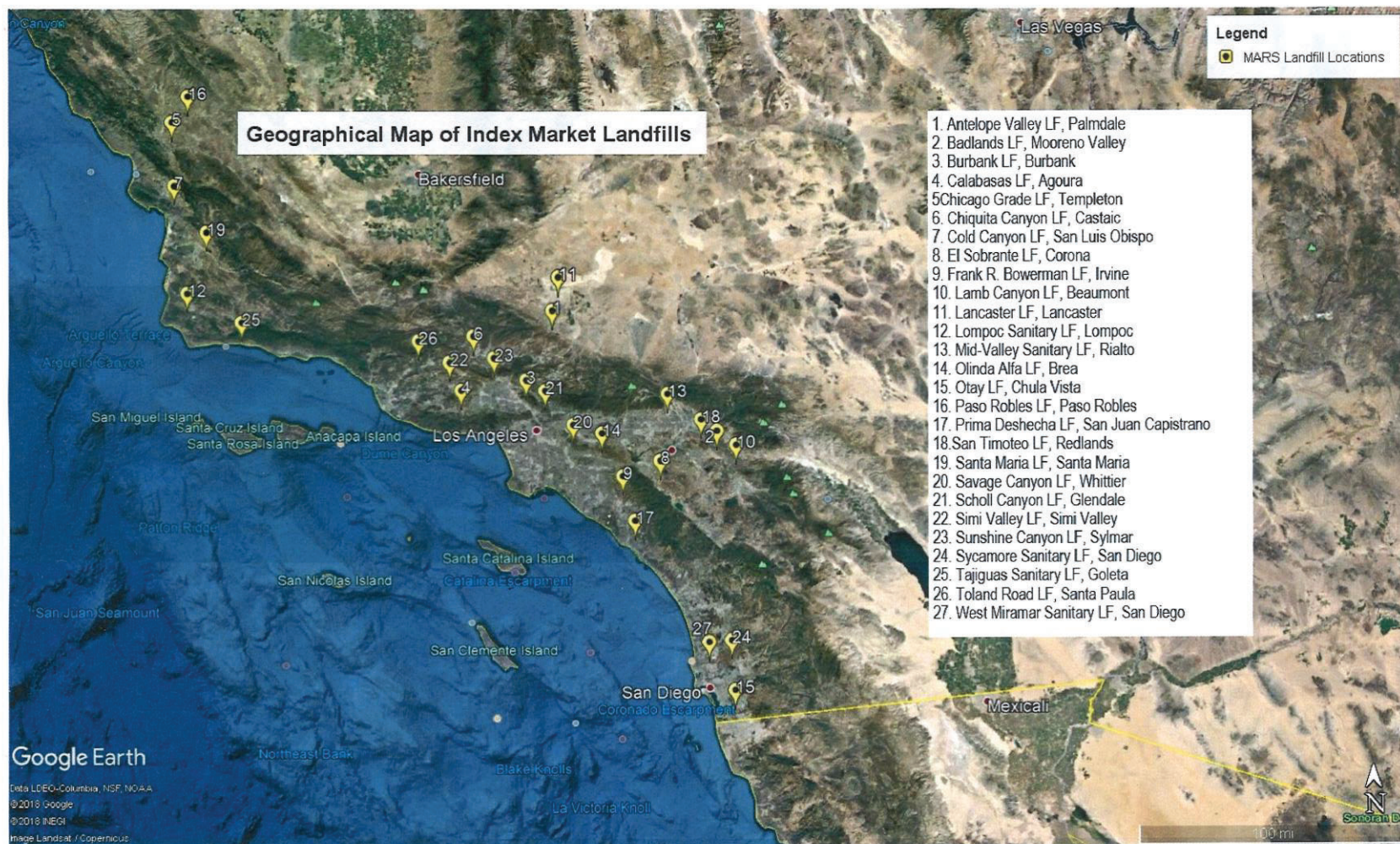


Exhibit D: Posted Gate Rates for 27 Landfills within Study Area as of July 1, 2022

Antelope Valley Public Landfill I & II Lancaster Landfill and Recycling Center	a
Badlands Landfill El Sobrante Landfill Lamb Canyon Sanitary Landfill	b
Burbank Landfill Site No. 3	c
Calabasas Sanitary Landfill Scholl Canyon Sanitary Landfill	d
Chicago Grade Landfill	e
Chiquita Canyon Sanitary Landfill	f
Cold Canyon Landfill Solid Waste DS	g
Frank R. Bowerman Sanitary LF Olinda Alpha Sanitary Landfill Prima Deshecha Sanitary Landfill Lompoc Sanitary Landfill, City of	h i
Mid-Valley Sanitary Landfill San Timoteo Sanitary Landfill	j
Otay Landfill Sycamore Sanitary Landfill	k
Paso Robles Landfill, City of	l
Santa Maria Landfill	m
Savage Canyon Landfill	n
Simi Valley Landfill & Recycling Center	o
Sunshine Canyon City/County Landfill	p
Tajiguas Sanitary Landfill	q
Toland Road Landfill	r
West Miramar Sanitary Landfill	s

**Antelope Valley Public Landfill a
Lancaster Landfill and Recycling Center**

Posted Landfill Gate Rate as of July 1, 2022

ANTELOPE VALLEY RECYCLING & DISPOSAL FACILITY

Service and Fee Schedule

Rates

Municipal Solid Waste (MSW)

	Antelope Valley	
MSW Residential	\$78.26/ton	\$58.32 min.
No Trailer (Car, Truck, Van, SUV)	\$58.32/load	
W/ Trailer 6' and under (Car, Truck, Van, SUV)	\$66.46/load	
MSW Commercial/Industrial	\$78.26/ton	\$78.26 min.

Recyclable Materials

	Rate	
Greenwaste Residential	\$100.00/ton	\$100.00 min.
Greenwaste Commercial/Industrial Loads	\$100.00/ton	\$100.00 min.
Wood (clean) – Residential	\$100.00/ton	\$100.00 min.
Wood (clean) – Commercial/Industrial Loads	\$100.00/ton	\$100.00 min.
Dirt (clean)	\$36.81/ton	\$36.81 min.
Clean Asphalt/Concrete (clean)	\$36.81/ton	\$36.81 min.
Appliances	\$33.74 ea.	
Mattresses	\$22.00 ea.	
Tires – Passenger or light truck tires	\$12.25 ea.	
Tires w/rim – Passenger or light truck tires	\$23.16 ea.	
Truck Tires – Truck or Tractor	\$21.98 ea.	
Truck Tires w/rim – Truck or Tractor	\$42.86 ea.	
TV's & Computer Monitors	\$ 0.00 ea.	

All loads subject to Environmental Fee, Fuel Surcharge and RCR Charge

Environmental Fee	\$ 15.00/load 2 tons or less /\$ 30.00/loads over 2 tons
Fuel Surcharge	A percentage of the total ticket amount based upon the national average price of diesel fuel.
Regulatory Cost Recovery	A percentage of the total ticket amount less the Fuel Surcharge.

All customers will be required to complete a Waste Origin Reporting Form.
LA County requires **all loads** be **securely covered** or a \$25 fee will be charged.

AVECC

Antelope Valley Environmental Collection Center
1200 W. City Ranch Road, Palmdale CA 93551
Residents Dispose of Household Hazardous Wastes and Electronics for free
1st & 3rd Saturday of each month from 9:00 am to 3:00 pm
For more information about disposing of household hazardous wastes or the AVECC
please visit www.888cleanla.com or call 888cleanla.



Non - Acceptable Materials

Hazardous materials, including but not limited to:

- Batteries
- Automotive fluids (fuel, antifreeze, oils)
- Paint, lacquer, stain, thinner, varnish, wood preservatives
- Chemicals of any kind (pool chemicals, pesticides, weed killer)

Fluorescent Light Tubes and Ballasts

Liquids

Water-Soluble Solids (salt, borax, lye, caustics/acids)

Medical/Biological/Infectious Waste

Septic Tank or Chemical Toilet Waste

Automobile Bodies

Radioactive Materials

PCB Waste

Hours of Operation:

Monday – Friday 6:00 am to 5:00 pm

All vehicles must be on the scale by 4:45pm

All vehicles must be unloaded by 5:15pm

Saturday - **New Hours** 7:00 am to 4:00 pm

All vehicles must be on the scale by 3:45am

All vehicles must be unloaded by 4:15pm

No refunds for partially unloaded vehicles.

1200 West City Ranch Rd, Palmdale CA 93551

Phone (661) 223-3427 Fax (661) 223-3426

www.KeepingAVClean.com

Payment Information**

American Express, Discover, MasterCard or Visa.

No checks accepted. We reserve the right to refuse any load.

****As of May 1, 2018, we no longer accept cash.**



THINK GREEN.®

LANCASTER LANDFILL & RECYCLING CENTER

Service and Fee Schedule

Rates

Municipal Solid Waste (MSW)

	Antelope Valley		**Non-Antelope Valley	
MSW Residential	\$81.96/ton	\$62.20 min	\$84.95/ton	\$65.03 min
No Trailer (Car, Truck, Van, SUV)	\$62.20/load		\$65.03/load	
W/ Trailer 6' and under (Car, Truck, Van, SUV)	\$69.10/load		\$71.69/load	
MSW Commercial/Industrial	\$81.96/ton	\$81.96 min	\$84.95/ton	\$84.95 min

**Material originating outside of the Antelope Valley

Recyclable Materials

	Rate	
Greenwaste Residential	\$100.00/ton	\$100.00 min
Greenwaste Commercial/Industrial Loads	\$100.00/ton	\$100.00 min
Wood (clean) – Residential	\$100.00/ton	\$100.00 min
Wood (clean) – Commercial/Industrial Loads	\$100.00/ton	\$100.00 min
Dirt (clean)	\$15.27/ton	\$15.27 min
Construction/Demo – C&D	\$96.81/ton	\$96.81 min
Clean Asphalt/Concrete (clean)	\$36.55/ton	\$36.55 min
Appliances	\$33.60 ea.	
Mattresses	\$22.00 ea.	
Tires – Passenger or light truck tires	\$12.25 ea.	
Tires w/rim – Passenger or light truck tires	\$23.16 ea.	
Truck Tires – Truck or Tractor	\$21.98 ea.	
Truck Tires w/rim – Truck or Tractor	\$42.86 ea.	
TV's & Computer Monitors	\$ 0.00 ea.	

All loads subject to Environmental Fee, Fuel Surcharge and RCR Charge

Environmental Fee	\$15.00/load 2 tons or less /\$30.00/loads over 2 tons
Fuel Surcharge	A percentage of the total ticket amount based upon the national average price of diesel fuel.
Regulatory Cost Recovery	A percentage of the total ticket amount less the Fuel Surcharge.

All customers will be required to complete a Waste Origin Reporting Form. LA County requires **all loads** be **securely covered** or a \$25 fee will be charged.

Non - Acceptable Materials

Hazardous materials, including but not limited to:

- Batteries
- Automotive fluids (fuel, antifreeze, oils)
- Paint, lacquer, stain, thinner, varnish, wood preservatives
- Chemicals of any kind (pool chemicals, pesticides, weed killer)

Fluorescent Light Tubes and Ballasts

Liquids

Water-Soluble Solids (salt, borax, lye, caustics/acids)

Medical/Biological/Infectious Waste

Septic Tank or Chemical Toilet Waste

Automobile Bodies

Radioactive Materials

PCB Waste

Hours of Operation

Monday – Friday 8:00 am to 3:30 pm

All vehicles must be on the scale by 3:15pm

All vehicles must be unloaded by 3:45pm

Saturday 8:00 am to 12:00 pm

All vehicles must be on the scale by 11:45am

All vehicles must be unloaded by 12:15pm

No refunds for partially unloaded vehicles.

600 East Avenue F, Lancaster CA 93535

Phone (661) 726-3468 Fax (661) 945-9797

www.KeepingAVclean.com

Payment Information**

American Express, Discover, MasterCard or Visa.

No checks accepted. We reserve the right to refuse any load.

****As of May 1, 2018, we no longer accept cash.**

AVECC

Antelope Valley Environmental Collection Center

1200 W. City Ranch Road, Palmdale CA 93551

Residents Dispose of Household Hazardous Wastes and Electronics for free

1st & 3rd Saturday of each month from 9:00 am to 3:00 pm

For more information about disposing of household hazardous wastes or the AVECC please visit www.888cleanla.com or call 888cleanla.



THINK GREEN.®

WM Historical Fuel/Environmental Charge Percentages

Week of	DOE Average	WM Collection Surcharge %	WM Disposal Surcharge %
5/31/2022	\$ 5.54	31.67	13.77
5/23/2022	\$ 5.57	31.88	13.86
5/16/2022	\$ 5.61	32.15	13.98
5/9/2022	\$ 5.62	32.22	14.01
5/3/2022	\$ 5.51	31.46	13.68
4/25/2022	\$ 5.16	29.05	12.63
4/20/2022	\$ 5.10	28.64	12.45
4/13/2022	\$ 5.07	28.43	12.36
4/5/2022	\$ 5.14	28.91	12.57
3/29/2022	\$ 5.19	29.26	12.72
3/22/2022	\$ 5.13	28.84	12.54
3/15/2022	\$ 5.25	29.67	12.90
3/8/2022	\$ 4.85	26.91	11.70
3/1/2022	\$ 4.10	21.74	9.45
2/23/2022	\$ 4.06	21.46	9.33
2/16/2022	\$ 4.02	21.18	9.21
2/7/2022	\$ 3.95	20.70	9.00
1/31/2022	\$ 3.85	20.01	8.70
1/24/2022	\$ 3.78	19.53	8.49
1/18/2022	\$ 3.73	19.18	8.34
1/10/2022	\$ 3.66	18.70	8.13
1/3/2022	\$ 3.61	18.35	7.98
12/27/2021	\$ 3.62	18.42	8.01
12/20/2021	\$ 3.63	18.49	8.04
12/13/2021	\$ 3.65	18.63	8.10
12/6/2021	\$ 3.67	18.77	8.16
11/29/2021	\$ 3.72	19.11	8.31
11/22/2021	\$ 3.72	19.11	8.31
11/15/2021	\$ 3.73	19.18	8.34
11/8/2021	\$ 3.73	19.18	8.34
11/1/2021	\$ 3.73	19.18	8.34
10/25/2021	\$ 3.71	19.04	8.28
10/18/2021	\$ 3.67	18.77	8.16
10/12/2021	\$ 3.59	18.22	7.92
10/4/2021	\$ 3.48	17.46	7.59
9/27/2021	\$ 3.41	16.97	7.38
9/20/2021	\$ 3.39	16.84	7.32
9/13/2021	\$ 3.37	16.70	7.26
9/7/2021	\$ 3.37	16.70	7.26
8/30/2021	\$ 3.34	16.49	7.17
8/23/2021	\$ 3.32	16.35	7.11
8/16/2021	\$ 3.36	16.63	7.23
8/9/2021	\$ 3.36	16.63	7.23
8/2/2021	\$ 3.37	16.70	7.26
7/26/2021	\$ 3.34	16.49	7.17
7/19/2021	\$ 3.34	16.49	7.17
7/12/2021	\$ 3.34	16.49	7.17
7/6/2021	\$ 3.33	16.42	7.14
6/28/2021	\$ 3.30	16.22	7.05
6/21/2021	\$ 3.29	16.15	7.02
6/14/2021	\$ 3.29	16.15	7.02
6/7/2021	\$ 3.27	16.01	6.96

Average Disposal/Fuel Surcharge Rate Over 1 Year:

9.15%

Badlands Sanitary Landfill b
El Sobrante Landfill
Lamb Canyon Sanitary Landfill

Posted Landfill Gate Rate as of July 1, 2022

**APPENDIX A TO RIVERSIDE COUNTY ORDINANCE NO. 779.23
SCHEDULE OF WASTE DISPOSAL FEES
FOR
RIVERSIDE COUNTY DEPARTMENT OF WASTE RESOURCES
Effective July 1, 2022**

The following gate fees will be applicable at
El Sobrante, Badlands, Lamb Canyon, and Blythe Landfills

WASTE GROUP DESCRIPTIONS		RATE
1. Direct Haul/Non-Contracted Rate for Routine Refuse:		\$ 46.35 /ton*
2. Hard to Handle Rate:		
a) Applied to All End Dump Vehicles		\$ 61.81 /ton*
b) Applied to Any Load Requiring Immediate Burial or Special Handling		\$ 61.81 /ton*
3. Clean Green Waste (less than 1% contamination) (Lamb Canyon Landfill Only)		\$ 41.35 /ton*
a) Acceptable: grass, tree trimmings, bushes		
b) Unacceptable: sod, soil, cactus, yucca, tumbleweeds, lumber/wood, concrete, glass, plastic, metal, trash, palm fronds.		
4. Flat Rate Fees**		
a) Routine Refuse		
i) Cars/Sedans/Van/SUV	\$	14.00 /load
ii) Pick-up Truck (8ft Bed)	\$	14.00 /load
iii) Pick-up Truck/Trailer - up to 8ft bed, up to 4ft high	\$	38.00 /load
b) Hard to Handle		
i) Cars/Sedans/Van/SUV	\$	19.00 /load
ii) Pick-up Truck (8ft Bed)	\$	19.00 /load
iii) Pick-up Truck/Trailer - up to 8ft bed, up to 4ft high	\$	50.00 /load
c) Mixed Green		
i) Cars/Sedans/Van/SUV	\$	18.00 /load
ii) Pick-up Truck (8ft Bed)	\$	18.00 /load
iii) Pick-up Truck/Trailer - up to 8ft bed, up to 4ft high	\$	47.00 /load
d) Clean Green		
i) Cars/Sedans/Van/SUV	\$	13.00 /load
ii) Pick-up Truck (8ft Bed)	\$	13.00 /load
iii) Pick-up Truck/Trailer - up to 8ft bed, up to 4ft high	\$	33.00 /load
5. Surcharges (added to the charges listed herein):		
a) Passenger/Light Duty Truck Tires From Residential Customers Only. No oversized or semi truck tires. Limited to (five) 5 Tires Per Residential Customer Per Day.	\$	4.00 /tire
b) Per Unsecured Load of Refuse Which Has Exposed Material Which in the Opinion of the General Manager-Chief Engineer or His/Her Designee May Litter Roadways to the Landfill or Along Landfill Roads to the Dumping Pad.	\$	25.00 /load
c) Mixed Green Waste Loads Green waste with greater than 1% contamination of unacceptable material.		
i) Unacceptable: sod, soil, cactus, yucca, tumbleweeds, lumber/wood, concrete, glass, plastic, metal, trash, palm fronds.	\$	11.43 /load
d) Incidental Out of County Refuse	\$	5.72 /load
e) Surcharge Rate Per Appliance Requiring Special Handling (Including But Not Limited To Washer, Dryer, Refrigerator, Stove, Water Heater, Air Conditioner, Microwave). Limited To Four (4) Appliances Per Customer Per Day.	\$	5.00 /item

Landfill Gate Rate as of July 1, 2022

McCullough, Lisa

From: Kandt, Stephanie <SKandt@burbankca.gov>
Sent: Tuesday, June 7, 2022 2:35 PM
To: McCullough, Lisa
Subject: RE: July 1, 2022 Landfill rate for Burbank Landfill Site No. 3

WARNING: If you believe this message may be malicious use the Phish Alert Button to report it or forward the message to Email.Security@ventura.org.

Hi Lisa,

Stephanie Gordillo is out of the office, so I've answered for you below.

We had a 4% increase for fiscal year 2022/2023, so the only change is the disposal rate:

1. Is the landfill open to only limited customers (i.e. refuse haulers and specific jurisdictions), and not to the general public? **Landfill is closed to the public—only open to City of Burbank departments & the Burbank Unified School District.**
2. Is the landfill owned or operated publicly? **The landfill is City (municipality) owned and operated.**
3. Is the landfill owned or operated by Waste Management? **No.**
4. What will the disposal gate rate be for the landfill, effective July 1, 2022? **The landfill tipping fee is \$48 per ton, and greenwaste tipping fee is \$61.67 per ton**
5. Are there any other fees associated with the disposal fee (i.e fuel surcharge)? **No.'**

Thanks,

Stephanie



STEPHANIE KANDT
Sr. Admin Analyst
(818) 238-3905
BurbankCA.gov

Calabasas Sanitary Landfill d
Scholl Canyon Sanitary Landfill

Posted Landfill Gate Rate as of July 1, 2022

COUNTY SANITATION DISTRICTS OF LOS ANGELES COUNTY
SCHEDULE OF MSW RATES FOR SOLID WASTE MATERIALS RECOVERY, TRANSFER AND DISPOSAL FACILITIES

	<u>CURRENT RATE</u>	<u>RATE</u> <u>July 1, 2022</u>
<u>PUENTE HILLS MATERIALS RECOVERY FACILITY (MRF), Whittier</u> ^{1, 2, 3}		
Municipal Solid and Inert Waste	\$77.84 per ton	\$81.73 per ton
Hard-to-Handle, Bulky Items	\$92.84 per ton	\$96.73 per ton
Segregated Uncontaminated Green Waste	\$85.11 per ton	\$89.37 per ton
Food Waste	\$79.00 per ton	\$82.95 per ton
Food Waste / Green Waste Program ⁴	\$112.07 per ton	\$117.67 per ton
Pull-Offs	\$47.75 per load	\$50.14 per load
<u>SOUTH GATE TRANSFER STATION, South Gate</u> ^{1, 2, 3}		
Municipal Solid and Inert Waste	\$83.68 per ton	\$87.86 per ton
Hard-to-Handle, Bulky Items	\$98.68 per ton	\$102.86 per ton
Pull-Offs	\$47.75 per load	\$50.14 per load
<u>DOWNEY AREA RECYCLING AND TRANSFER (DART) FACILITY, Downey</u> ^{1, 2, 3}		
Municipal Solid and Inert Waste	\$82.86 per ton	\$87.01 per ton
Hard-to-Handle, Bulky Items	\$97.86 per ton	\$102.01 per ton
Segregated Uncontaminated Green Waste	\$89.67 per ton	\$94.15 per ton
Pull-Offs	\$47.75 per load	\$50.14 per load
<u>CALABASAS LANDFILL, Agoura Hills</u> ^{1, 2, 3, 5}		
Municipal Solid and Inert Waste	\$52.32 per ton	\$52.32 per ton
Hard-to-Handle, Bulky Items	\$62.32 per ton	\$62.32 per ton
Segregated Uncontaminated Green Waste	\$45.19 per ton	\$45.19 per ton
Contaminated Green Waste (up to 3% Contamination)	\$52.32 per ton	\$52.32 per ton
Contaminated Green Waste (>3% Contamination)	\$62.32 per ton	\$62.32 per ton
Tires	\$95.00 per ton	\$95.00 per ton
Special Handling	\$62.32 per ton	\$62.32 per ton
Clean, Segregated Asphalt	\$20.00 per ton	\$20.00 per ton
-Minimum Charge	\$50.00 per load	\$50.00 per load
Pull-Offs	\$44.75 per load	\$44.75 per load
<u>SCHOLL CANYON LANDFILL, Glendale</u> ^{1, 2, 3, 6}		
Municipal Solid and Inert Waste	\$56.57 per ton	\$61.10 per ton
Hard-to-Handle, Bulky Items	\$71.57 per ton	\$76.10 per ton
Segregated Uncontaminated Green Waste	\$85.28 per ton	\$92.10 per ton
Food Waste / Green Waste Program ⁴	\$100.78 per ton	\$108.84 per ton
Tires	\$99.80 per ton	\$107.79 per ton
Special Handling	\$70.39 per ton	\$76.02 per ton
Clean, Segregated Asphalt	\$30.00 per ton	\$30.00 per ton
Clean Dirt	\$10.00 per ton	\$10.00 per ton
-Minimum Charge	\$20.00 per load	\$20.00 per load
Pull-Offs	\$47.75 per load	\$50.14 per load
<u>SOUTHEAST RESOURCE RECOVERY FACILITY (SERRF), Long Beach</u> ^{3, 7}		
Municipal Solid and Inert Waste	\$105.00 per ton	\$105.00 per ton

Uncovered Loads Capable of Producing Litter:

Calabasas Landfill, Puente Hills MRF, South Gate, DART - \$4.40 per ton or \$4.40 per load surcharge.
Scholl Canyon Landfill - \$5.40 per ton or \$5.40 per load surcharge.

Non-manifested Tire Loads:

Calabasas Landfill - \$4.40 per ton or \$4.40 per load surcharge.
Scholl Canyon Landfill - \$5.40 per ton or \$5.40 per load surcharge.

¹ All rates excluding Pull-Offs, Green Waste, Asphalt, Clean Dirt and Food Waste include the following fees, as appropriate:

California Integrated Solid Waste Management Fee: \$1.40 per ton.
Los Angeles County Solid Waste Management Fee: \$1.50 per ton.
Los Angeles County Dept. of Public Health Local Enforcement Agency Fee: \$0.41 per ton.

² Rates for materials that benefit the operation of the facility or that promote solid waste management alternatives are subject to change without notice.

³ Rate is for a 1-ton minimum charge, excepting Tires and Special Handling.

⁴ All Food Waste placed with Green Waste must be in plastics bags.

⁵ All rates and surcharges include the LA County Business License Tax, as appropriate: 10% of gross receipts, excluding state and local fees and taxes.

⁶ All rates and surcharges (except for Clean Dirt) include the City of Glendale - Scholl Canyon Landfill Assessment: 25% of gross receipts; vehicles owned and operated by the City of Glendale are exempt.

⁷ Rates effective as noted and subject to change pursuant to SERRF Joint Powers Agreement.

Posted Landfill Gate Rate as of July 1, 2022

CHICAGO GRADE LANDFILL, INC.
RATE SHEET
Effective July 1, 2022

Category	Description	Rate	Metric
COMMERCIAL HAULER	Un-Compacted	\$63.00	Ton
COMMERCIAL HAULER	Compacted	\$53.00	Ton
MINIMUM LOAD FEE < 800 LBS	Loads with a net weight under 800lbs (Trash, Green or C&D)	\$35.00	Each
SMALL COMMERCIAL >800 LBS	Loads with a net weight over 800lbs (Trash, Green or C&D)	\$63.00	Ton
COMMERCIAL TIRES	Up to 11.50 x 24.50		
	State tire hauler permit required to haul more than 9 tires	\$117.00	Ton
TRANSFER TRAILERS	Contains Solid Waste Only	\$53.00	Ton
CLEAN CONCRETE, BRICK & ASPHALT	NO oversized pieces, rebar or trash (\$63/ton if contaminated)	\$25.00	Ton
DEAD ANIMAL	Must be Delivered between 7:30 AM - 9:00 AM Only	\$75.00	Each/Load
HARD TO HANDLE	Treated Wood Waste, Travel Trailers, Stumps, Other as Deemed by Management	\$150.00	Ton
	Travel Trailers cannot be filled with trash		
Blue Bin Recycle	Bottles, glass, cardboard, tin cans, magazines, newsprint, etc.	\$12.00	Each
Mobile Homes	Cannot be filled with trash	\$1,500.00	Each
SURCHARGES			
Mattress/Couch	Up to three mattresses can be disposed for no charge - Single unit or Set charge applies for over 3 units	\$15.00	Each
Mattress Set	Mattress set price	\$25.00	each
Passenger Tires	Without Rim	\$7.50	Each
Passenger Tires	With Rim	\$10.50	Each
Truck Tires	Without Rim	\$15.00	Each
Truck Tires	With Rim	\$18.00	Each
Equipment Tires < 4ft & Com Truck Over 12x24	Without Rim	\$30.00	Each
Oversized tires	4 ft to 5 ft No tires over 5'	\$95.00	Each
Appliances	* Appliances with Freon: \$27.00 Extraction Fee will be added to \$25.00 charge.	\$25.00	Each
C&D Recycle Certificates Available by Request			
WE DO NOT ACCEPT FRIABLE/NON-FRIABLE ASBESTOS OR DIRT			

2290 Homestead Road, Templeton, CA 93465
(805) 466-2985

Chiquita Canyon Sanitary Landfill f

Posted Landfill Gate Rate as of July 1, 2022



Rates

Customers may pay with cash or credit cards (Visa & MasterCard). No checks.

***No trash, roots, rocks, plastic, and rebar sticking out or mix in the load. Commercial soil/dirt jobs require analytical data for approval**

Disposals

Rate

All Commercial Disposals Clean Dirt*/Concrete/ Asphalt*

\$68 per ton
(weighed by the ton – one ton minimum charge)

Clean Dirt*/Concrete/ Asphalt* (Pick-up Trucks/Small Trailers/ Large Trucks/Large Trailers)

\$68 per ton
(weighed by the ton – one ton minimum charge)

E-Waste, TV/Computers

\$31 and up
(depending on size)

Household Appliance

\$30 (each)

Water Heaters

\$30 (each)

Large pieces of furniture

\$30 (each)

Mattresses, Box Spring

Free (homeowners only)

Hard to Handle Fees
and/or Special Burial Fees

\$68 (per ton plus an additional \$100 – \$600 Hard to Handle Fee, the charges are determined upon arrival by Management/Staff at that time)

- Hard to handle fees will be charged for special loads that are delivered to the Chiquita Canyon Landfill.
- For example: boats, camper shells or "self-contained"campers, mobile homes
- Large items that require a hole to be dug in order to bury
- Documents or materials with "observed burial" requirements

***No trash, roots, rocks, plastic, and rebar sticking out or mix in the load. Commercial soil/dirt jobs require analytical data for approval**



Cold Canyon Landfill Solid Waste DS g

Posted Landfill Gate Rate as of July 1, 2022

COLD CANYON LANDFILL, INC.
 2268 Carpenter Canyon Road, San Luis Obispo, CA
 Office: 805.549.8332 Website: www.coldcanyonlandfill.com

DISPOSAL RATES

****All loads are subject to inspection and approval**

General Waste	net weight 1,080 pounds or less.	\$ 45.00	minimum
General Garbage Waste	net weight more than 1,080 pounds.	\$ 82.00	per ton
Ag Waste	drip tape, field plastic, pea string, netting etc.	\$ 110.00	per ton
Appliances	washer, dryer, dish washer, oven etc.	\$ 27.00	each
Appliances - plus evac fee	refrigerator, H2O heater, AC unit, freezer	\$ 54.00	each
Bulk Items	couches, spa, spa cover, etc.	\$ 30.00	each
Carpet - Disposal	\$45.00 minimum charge.	\$ 82.00	per ton
Carpet - Recycle	\$45.00 minimum charge, must load in to designated bin yourself.	\$ 50.00	per ton
Concrete, Asphalt, Tile, Brick	no debris or dirt.	\$ 34.00	per ton
Dirt - Clean	no debris, subject to inspection and preapproval with lab analysis.	\$ 30.00	per ton
E-Waste - Commercial	please call: 805-782-8530 for disposal.	N/A	
E-Waste - Residential	household televisions, computer monitor, printer etc.	FREE	
Green Waste	no palm, ice plant, bamboo, yucca, sod or ivy.	\$ 69.00	per ton
Grit, Screenings	permit required.	\$ 110.00	per ton
Mattress and Box spring - Commercial	excludes cribs, futons, mattress toppers	\$ 19.00	each
Mattress and Box spring - Residential	excludes cribs, futons, mattress toppers	FREE	max 3 items
Metal	excludes residential appliances	\$ 44.00	per ton
Mixed Garbage	windows, sod, used drywall, styrofoam	\$ 82.00	per ton
Recyclables	clean cardboard, beverage containers, rigid plastics and paper	\$ 5.00	flat rate
Street Sweepers	Street Sweepings	\$ 35.00	per ton
Tires - Oversized	tractor tires	\$ 110.00	each
Tires - with Rims	auto or light truck size only. 9 per load MAX	\$ 15.00	each
Tires - without Rims	auto or light truck size only. 9 per load MAX	\$ 10.00	each
Treated Wood Waste	Please call: 805-549-8332 or email Customer Service	\$ 110.00	per ton
Wood	no paint, pressure treated, chemical or roofing	\$ 69.00	per ton

OTHER FEES

Dead Animal Disposal	cow, horse, seal, goat, deer, etc. exceeding 200 lbs	\$ 180.00	each
**Accepted Monday through Friday only between the hours of 8:00 am and 10:00 am			
DMV Weight Certificate		\$ 30.00	each
Evac Fee		\$ 27.00	each
No Tarp		\$ 35.00	flat rate
Safety Vest		\$ 5.00	each
Sorting Fee		\$ 100.00	each
Special Handling Fee		\$ 140.00	flat rate

UNACCEPTABLE ITEMS

****All loads are subject to inspection and approval**


Biohazard, Medical Waste
 Friable Asbestos
 Hazardous Waste
to include: batteries, automotive fluids such as fuel, antifreeze and oil. Paint, lacquer, stain, thinner, varnish. Chemicals of any kind, household cleaners, pool Chemicals, pesticides etc.
 Radioactive Materials
to include decommissioned materials

For other inquiries and more information, please contact our office during normal business hours.
 Credit applications can be found on our website or by emailing Anna.Lopez@wasteconnections.com

Frank R. Bowerman Sanitary Landfill LF h
Olinda Alpha Sanitary Landfill
Prima Desheca Sanitary Landfill

Posted Landfill Gate Rate as of July 1, 2022

ACTIVE LANDFILLS



Olinda Alpha Landfill

Commercial and Public Disposal
Brea, CA



Frank R. Bowerman Landfill

Commercial Disposal Only
Irvine, CA



Prima Deshecha Landfill

Commercial and Public Disposal
San Juan Capistrano, CA

The County of Orange operates one of the nation's premier solid waste disposal systems, providing this essential public service to residents and businesses in 34 cities and unincorporated areas. Our three active landfills are among the largest statewide, receiving more than four million tons of solid waste annually.

With a commitment to efficient operation, renewable energy enterprises and eco-friendly practices, Orange County's award-winning landfills reflect excellence in environmental engineering and in our good neighbor philosophy, ensuring a safe and healthy community for current and future generations.

Hours of Operation:

All County of Orange landfills are open Monday through Saturday with varied schedules. Please check the sites above for specific daily hours.

Holiday Scheduled Closures:

The landfills are closed on the following major holidays:



New Year's Day (Jan. 1, 2022)

Memorial Day (May 30, 2022)

- Labor Day (Sept. 5, 2022)
- Thanksgiving Day (Nov. 24, 2022)

LANDFILL FEES

The fees listed below are for public disposal at Orange County's landfills only. The Olinda and Prima Deshecha landfills are the only two sites open for public disposal in the county.

Fees - Effective July 1, 2021 through June 30, 2022*

Autos, passenger minivans, SUVs Loads weighing less than 360 pounds.	\$5.00*
Pickup trucks, utility vans, cargo vans with less than 880 pounds Loads weighing less than 880 pounds.	\$20.00
Additional fee for hard-to-handle items longer than six feet (examples: pieces of wood, furniture, mattresses, etc.)	\$5.00
Per-ton fee for vehicles carrying more than 880 pounds <i>Effective 7/1/22: New rate will be \$62.34.</i>	\$60.09
Per-ton fee for vehicles carrying more than 880 pounds, including hard-to-handle materials (\$5 fee) <i>Effective 7/1/22: New rate will be \$67.34.</i>	\$65.09



For information on fee exemptions, click [here](#) or call (714) 834-4000

Acceptable Forms of Payment

- Cash or check. Customers using checks for transactions requiring a weigh back will need two checks, one for a deposit and one for the final balance.
 - Make checks payable to County of Orange
 - Check must have physical address imprinted. P.O. Box numbers are not allowed.
 - Important News for Weigh-Back Customers Who Pay by Check: [Click here for more information.](#)
- Credit cards. Visa, MasterCard and American Express are accepted.

Lompoc Sanitary Landfill, City of i

Posted Landfill Gate Rate as of July 1, 2022

LANDFILL DISPOSAL FEES

Effective July 1, 2018 2022

DESCRIPTION			Fee	State Recycle Fee	County Inspection Fee	Total
Municipal Solid Waste						
Minimum Fee Weight: up to 500 lbs			\$20.41	\$0.35	\$0.24	\$21.00
(Total loads must be emptied. No weigh backs to attempt to stay below minimum)						
Per Ton Rate			\$82.00	\$1.40	\$0.94	\$84.34
Car			\$9.70	\$0.18	\$0.12	\$10.00
Recyclables (Except greenwaste)						
Minimum Fee Weight: up to 500 lbs			\$10.00	\$0.00	\$0.00	\$10.00
(Total loads must be emptied. No weigh backs to attempt to stay below minimum)						
Per Ton Rate			\$41.00	\$0.00	\$0.00	\$41.00
Greenwaste (Clean greenwaste only)						
Minimum Fee Weight: up to 500 lbs			\$8.00	\$0.00	\$0.00	\$8.00
(Total loads must be emptied. No weigh backs to attempt to stay below minimum)						
Per Ton Rate			\$41.00	\$0.00	\$0.00	\$41.00
Hard to Handle Material						
Per Ton Rate			\$246.00	\$1.40	\$0.94	\$248.34
Appliances						
Residential	First two Additional					No Charge
Commercial						\$5.00/ea
Tires						
Residential	First five More than five					No Charge
Commercial	Charged Commercial Rate					
	Auto & Light Truck (Up to 30" diameter)					\$2.70/ea
	Medium Truck (30" to 40" diameter)					\$6.40/ea
	Equipment Tires (40" to 60" diameter)					\$75.00/ea
	Earthmover Tires (Over 60" diameter)					\$100.00/ea
Untarped Loads					Additional \$15.00	

Mid-Valley Sanitary Landfill j
San Timoteo Sanitary Landfill

Posted Landfill Gate Rate as of July 1, 2022



Department of Public Works

Disposal Cost & Fees

Solid Waste Disposal Fee Information

Pricing Effective July 1, 2015 Payment for waste disposal at sites is by cash, Visa, MasterCard or as otherwise provided by ordinance. Fees for waste disposal at all County sites are:

Item	Unit	Fee
for up to 300 pounds of ordinary residential waste		\$13.39
for residential waste 301 lbs. - 2000 lbs. (in accordance with the Tipping Fee Proration chart maintained by the Co. of SB - DPW—SWMD)	per ton	\$59.94
for residential waste 2000 lbs. and above (prorated)	per ton	\$59.94
for tire up to nine (9) per load (Rollable, off the rim)	per tire	\$5.31

- Uncovered/unsecured loads are subject to an additional charge that doubles your disposal fee - see image below.

Add On Fees

Add on fees are in addition to the above waste disposal fees:

Item	Fee
Hard-To-Handle Fee-per ton	\$53.14
Hard-To-Handle minimum load (less than 2,000 lbs)	\$26.57
Special Handling Fee-per ton	\$53.14
Special Handling minimum load (less than 2,000 lbs)	\$26.57

- Uncovered/unsecured loads are subject to an additional charge that doubles your disposal fee - see image below.

Note: All fees paid in cash will be rounded to the nearest whole dollar. Rates shown include State fee, perchlorate surcharge, waste diversion program and disposal.

Properly Covered Load

Otay Landfill k
Sycamore Sanitary Landfill

Posted Landfill Gate Rate as of July 1, 2022

GENERAL

Flat rates are set for passenger vehicles, pickup trucks, and trailers at all landfills. For all other vehicles, rates are based on the actual weight of waste delivered to Otay and Sycamore Landfills. Scales are not available at Borrego Landfill; therefore, weight is based on vehicle size and types.

LANDFILL RATES*

General Refuse (Residential, Commercial, Industrial, Demolition)	\$99.50 per ton (Minimum \$55.64)
Hard-to-Handle (Concrete, Stumps, Poles, Mattresses)	\$99.50 per ton + \$65 Handling Fee per load
Approved Special Waste (Impacted Soil, Non-Friable Asbestos, Treated Wood)	Call for Pricing (Minimum \$350)
Base Material: Clean Concrete/Dirt/Asphalt (Sycamore Only)	\$58.92 per ton (Minimum \$48.20)
Green Waste—Clean Brush, Sod and Wood Waste	\$60.06 per ton (Minimum \$54.08)
Tires—Shredded (Otay and Sycamore Only)	\$101.00 per ton (Minimum \$101.00)
Tires—Whole Passenger or Truck Size (Otay Only)	\$26.75 per tire or \$562 per ton (Minimum \$101)
Refuse OR Green Waste	
Passenger Vehicles/Mini-Vans	\$43.00 per load
Cargo Vans/Pick-up Trucks (Full or Mini/Standard Bed)	\$58.00 per load
Modified Pick-up Trucks (Any Modifications That Increase Load Capacity)	\$95.00 per load
Less Than or Equal to 8' Trailer (Standard Bed = 5' wide x 4' high)	\$58.00 per load
8' to 12' Trailer (Standard Bed = 5' wide x 4' high)	\$108.00 per load
Greater Than 12' Trailer (Standard Bed = 5' wide x 4' high)	\$156.00 per load

*Rates are Subject to Change. All fees, taxes, and surcharges will be added to disposal rates quoted above. In the event that any vehicle or trailer does not conform to the description or intent of vehicles qualifying for set rate fees, the Site Manager or designee has the authority to charge the vehicle weight.

ADMINISTRATIVE FEES:

Hard to Handle Fee	\$65.00 per load	Hard Hats	\$6.00 each
Tarps	\$25.00 each	Environmental Fee**	\$18.00 per load
Disposal Certifications	\$55.00 each	Fuel Recovery Fee***	Percentage
(Load Destruction, Burial Certificates)		Calculated on Invoice Amount	

**Environmental Fee: A fraction of the cost incurred to meet environmental compliance requirements.

***Fuel Recovery Fee: The Fuel Recovery Fee is a percentage of the invoiced amount. The percentage reflects a portion of the company's average cost of diesel fuel. The month-to-month change in the average price of diesel fuel is used to update our fuel recovery fee. You can find out more about average fuel prices from the U.S. government published average diesel fuel prices via a website operated by the U.S. Department of Energy, Energy Information Administration. You can visit their website at eia.doe.gov.

San Diego Landfills Accept Cash, Checks, Discover, American Express, Visa, and MasterCard.
Borrego Landfill accepts Cash and Checks Only.

Effective January 1, 2022

HOURS OF OPERATION

SYCAMORE LANDFILL

8514 Mast Blvd
Santee, CA 92071
(619) 562-0530

Monday through Friday: 7 AM to 4:30 PM
Saturday: 7 AM to 3 PM | CLOSED SUNDAY

OTAY LANDFILL

1700 Maxwell Rd
Chula Vista, CA 91911
(619) 421-3773

Monday through Friday: 7 AM to 4:30 PM
Saturday: 7 AM to 3 PM | CLOSED SUNDAY

BORREGO LANDFILL

2449 Palm Canyon Dr
Borrego Springs, CA 92004
(619) 405-1824

CALL FOR PRICING INFORMATION
Tuesday through Friday: 7 AM to 2 PM

PALOMAR TRANSFER STATION

5960 El Camino Real
Carlsbad, CA 92008
(760) 603-0153

CALL FOR PRICING INFORMATION
Sunday through Saturday: 7:30 AM to 4 PM

**ALL SITES ARE CLOSED ON
NEW YEARS, THANKSGIVING, AND
CHRISTMAS DAY!**

LANDFILL & TRANSFER STATION MONTHLY FUEL/ENVIRONMENTAL RECOVERY FEE

The Fuel Recovery Fee percentage will be updated on Inside Republic around the 15th of each month.

Year	Invoice Dated Month	Fuel Recovery Fee	Environmental Fee
2021	Jul-15th	7.55%	\$18.00 per load
2021	Aug-15th	7.64%	\$18.00 per load
2021	Sep-15th	7.64%	\$18.00 per load
2021	Oct-15th	8.28%	\$18.00 per load
2021	Nov-15th	8.69%	\$18.00 per load
2021	Dec-15th	8.66%	\$18.00 per load
2022	Jan-15th	8.48%	\$18.00 per load
2022	Feb-15th	9.53%	\$18.00 per load
2022	Mar-15th	13.10%	\$18.00 per load
2022	Apr-15th	12.92%	\$18.00 per load
2022	May-15th	14.17%	\$18.00 per load
2022	Jun-15th	14.46%	\$18.00 per load
Average		10.09%	

Please note a customer may have any 4 different invoice combinations:

- 1) A customer may be assessed only the Fuel Recovery Fee.
- 2) A customer may be assessed only the Environmental Fee.
- 3) A customer may be assessed both the Fuel Recovery and Environmental Fee.
- 4) A customer may not be assessed any fee at all.

Please refer to the customer account in the billing system for status of recovery fees.

The Fuel Recovery Fee will fluctuate based on the **Weekly Retail On-Highway Diesel Prices** this can be found at the following web site <http://www.eia.doe.gov/>.

Paso Robles Landfill, City of I

Posted Landfill Gate Rate as of July 1, 2022

City Of Paso Robles Landfill

DISPOSAL FEE RATE SCHEDULE

Effective July 1, 2022

Municipal Solid Waste

	Fee
Compacted Refuse	\$53.00 per ton
Uncompacted Refuse	\$63.00 per ton
Transfer Trailer Refuse (Walking Floors)	\$43.00 per ton
Treated Wood Waste	\$122.00 per ton

Residential Self/Commercial Haulers

	Fee
Loads up to 1000 pounds	\$35.00 minimum fee
Loads over 1000 pounds	\$63.00 per ton
Treated Wood Waste up to 1000 pounds	\$61.00 minimum fee

Segregated Recyclable Organics Loads

Loads up to 1000 pounds	\$30.00 minimum fee
Loads over 1000 pounds	\$61.00 per ton

Bulky Items/Special Charges/Additional Charges

Mattress/Box Springs/Sofa	\$13.00 Each
Appliance with Freon	\$28.00 Each
Appliance without Freon	\$15.00 Each
Oversize Item 3x3	\$30.00 Each
Oversize Item 5x5	\$60.00 Each
Oversize Greater than 5x5 & tree stumps	\$90.00 Each
Special Burial Charge/Untarped Loads	Double the fee
Special Handling Fee (non-friable Asbestos w/Manifest, dead animals)	\$150.00 per load
Special Handling Fee (Drip Tape / Hose, Difficult to handle waste)	\$100.00 per load
Televisions/Computer Monitors/Electronics	No Charge

Tires

	Fee
Auto/Light Truck*	\$3.25 Each
Commercial Truck *	\$6.25 Each
Tractor tires*	\$55.00 Each

**Tires with rim are double the charge*

Materials Accepted at SLO County HHW Facility

Saturdays only 11:00am To 3:00pm

* Paints, Pesticides, Solvents, Oil	* Medical Waste
* Batteries	* Gasoline / Fuels
* Hazardous Waste	* Propane Tanks

Site is located directly off Hwy 46 East, approximately 8.5 miles east of the Hwy 101/46 East Junction.

Landfill Facility Hours: Monday – Saturday 8:00 a.m. to 3:00 p.m.

Phone: (805) 238-2028

Santa Maria Landfill m

Posted Landfill Gate Rate as of July 1, 2022

SANTA MARIA REGIONAL LANDFILL
DISPOSAL FEES
Effective 01/01/2022



DESCRIPTION	FEE
General Refuse	
Cars	\$20.00 flat
Light Pickup Trucks, up to 800 pounds	\$30.00 flat
Over 800 pounds	\$79.00 prorated/ton
Alternative Daily Cover pre-approval required	\$25.00 prorated/ton
Appliances / White Goods	\$10.00 each
Cardboard non-waxed	No charge
Clean Dirt	
less than 10 yards	\$10.00/load
10 yards or more, pre-approval required	\$25.00 prorated/ton
Clean Green Waste or Wood Waste	
up to 800 pounds, untreated/unpainted	\$30.00 flat
Over 800 pounds, untreated/unpainted	\$75.00 prorated/ton
Commingled Recyclables bottles, cans, paper	No charge
Electronic Waste up to 5, does not include appliances / white goods	No charge
Hard-to-Handle agricultural plastic, oversized materials, manufactured or mobile homes, railroad ties, treated wood waste	\$115.00 prorated/ton (\$115.00 minimum)
Inert Material asphalt, brick, ceramics, concrete, porcelain, roofing tile, stucco	\$35.00 prorated/ton
Mattresses / Box Springs up to 5, residential-use only	No charge
Non-Friable Asbestos / Treated Medical Waste pre-approval required	\$115.00 prorated/ton (\$115.00 minimum)
Non-Hazardous Hydrocarbon Impacted Soils (NHIS) pre-approval required	\$29.25-\$115.00 prorated/ton
Tires: Cut, Shredded, Split, Ground	
Cars, Light Pickup Trucks, Motorcycles	\$79.00 prorated/ton
Tires: Whole	
Cars, Light Pickup Trucks, Motorcycles	\$8.00 each
Large Trucks	\$15.00 each
Farm / Tractor Equipment	\$80.00 each
Earthmover	\$192.00 each

IMPORTANT INFORMATION

Fees for "each" unit are in addition to other refuse costs.

Transporting 10 or more whole tires without a Hauler Registration and Manifest requires completion of CalRecycle Form 204.

Tires too large to fit into a rolloff will not be accepted (includes cut Earthmover or other oversized tires, whole tires, etc.).

Cash, Credit Cards, & Local Checks Accepted

Hours of Operation: Daily 7:00 a.m. to 4:00 p.m. (Closed Holidays)

Physical & Mailing Address: 2065 East Main Street, Santa Maria, CA 93454

Office Telephone: (805) 925-0951 ext. 7270 (Monday - Friday 8:00 a.m. to 5:00 p.m.)

Scalehouse Telephone: (805) 925-0951 ext. 7253 (Daily 7:00 a.m. to 4:00 p.m.)

Savage Canyon Landfill n

Posted Landfill Gate Rate as of July 1, 2022

SAVAGE CANYON LANDFILL DISPOSAL FEES			
Adopted with WUA budget on June 22, 2021			
(Includes all surcharges)			
	FEES PER TON		
	FY 21-22	FY 20-21	
Refuse	\$ 53.55	\$ 52.50	
Solid inert material (Concrete, asphalt, rock, dirt, etc.)	\$ 43.85	\$ 43.85	
Bulky Items (Hard to Handle)	\$ 57.32	\$ 57.32	
Minimum Charge for Disposal (Except for Single Family Residential Saturday Permit)	\$ 30.00	\$ 30.00	
Foreign Trash (Subject to available permitted capacity and approval of Director of Public Works)	\$ 43.50	\$ 43.50	
Residential Disposal Permit	\$ 42.00	\$ 42.00	
Residential Special Saturday Discounted Fee	\$20.00/load/Sat.	\$20.00/load/Sat.	

Tonnage Rates Converted to Yards			
Should technical difficulties prevent the weighing of loads at the landfill, the City shall have the right to resort to the following cubic yard-based disposal fees (including all surcharges).			
	FEES PER CUBIC YARD		
	FY 20-21	FY 19-20	
Refuse	\$ 21.63	\$ 20.47	
Solid inert material (concrete, asphalt, rock, dirt, etc.)	\$ 52.42	\$ 52.42	
Bulky Items	\$ 24.31	\$ 24.31	
Minimum Charge for Disposal (except for Single Family Saturday Permit)	\$ 18.74	\$ 18.74	

Simi Valley Landfill and Recycling Center o

Posted Landfill Gate Rate as of July 1, 2022



Jan. 1 - Dec. 31, 2022

Service and Fee Schedule

Disposal Materials*	Ventura County (or outside CA)	**Non Ventura County (within CA)
Municipal Solid Waste (MSW)	\$75.39 per ton	\$79.39 per ton
MSW - Transfer Trailers	\$68.25 per ton	\$72.25 per ton
MSW - Pick-up trucks to height of cab or trailers 8 feet and under***	\$48.50 per load	\$51.50 per load
MSW - Cars up to 500 lbs.	\$29.50 min.	\$32.50 min.
Recycling Materials*		
Asphalt (clean only)	\$34.65 per ton	\$37.42 per ton
Construction & Demolition (C&D) for Processing	\$87.91 per ton	\$91.91 per ton
C&D - Pick-up trucks to height of cab or trailers 8 feet and under***	\$61.02 per load	\$64.02 per load
C&D - Cars up to 500 lbs	\$42.02 min.	\$45.02 min.
C&D Certification	Add \$12.52 per ton	Add \$12.52 per ton
Concrete (clean only)	\$34.65 per ton	\$37.42 per ton
Dirt (clean only)	\$32.50 per ton	\$35.10 per ton
Food Waste	\$113.00 per ton	\$122.04 per ton
Greenwaste and Wood	\$75.39 per ton	\$79.39 per ton
Greenwaste and Wood - Pick-up trucks to height of cab or trailers 8 feet and under***	\$48.50 per load	\$51.50 per load
Mixed Inerts (clean only)	\$41.80 per ton	\$45.44 per ton
Special Handling Waste* <i>Requires Pre-Approval</i>		
Drums	\$105.00 each	\$105.00 each
Industrial, Process, and Sewage Sludge	\$75.39 per ton	\$79.39 per ton
Non-Friable Asbestos	\$150.78 per ton	\$158.78 per ton
Preservative Treated Wood and Treated Medical Waste	\$88.39 per ton	\$92.39 per ton
Other Materials*		
Appliances	\$19.75 each	\$19.75 each
Dead Livestock	\$139.50 each	\$143.50 each
Hard-to-handle items (case by case basis)	\$105 - \$258 each	\$105 - \$258 each
Tires: Motorcycle/Passenger/Pick-up truck	\$12.00 each	\$12.00 each
Tires: Large Truck	\$32.50 each	\$32.50 each
Tires: Off-Road/Heavy Equipment	\$247.50 each	\$247.50 each
Vehicle Weights Only	\$12.50 each	\$12.50 each

Non-Acceptable Materials

All hazardous materials are prohibited including but not limited to:

- Automotive bodies and fluids (fuel, antifreeze, oils)
- Batteries
- Biological/Medical Waste
- Chemicals of any kind (pool, pesticides, weed killer)
- Electronic Waste of any kind
- Empty Containers (that may have contained or have contained hazardous materials)
- Fluorescent Light Tubes and Ballasts
- Liquids
- Paint, lacquer, stain, thinner, varnish and wood preservatives
- Radioactive Materials
- Septic Tank or Chemical Toilet Waste
- Universal Waste
- Water-Soluble Solids (salts, borax, lye, caustics/acids)

All Ventura County customers exceeding one (1) ton (excluding local jurisdiction Contract Collectors) will be required to fill out a "Waste Origin Reporting Form." State law requires all loads to be securely covered.

* CIWMP of \$.05 per ton collected on all disposed tons, excluding waste collected from Contract Collectors with any Ventura County jurisdiction.

** Non-Ventura County materials originating within California.

*** Per ton charge will apply if any minimum vehicle exceeds one ton.

For information about the proper disposal of prohibited materials, household hazardous waste collection events and other waste and recycling services, please contact your local waste hauler, City or County.

City of Simi Valley	www.simivalley.org	(805) 583-6321
City of Moorpark	www.moorparkca.gov	(805) 517-6241
City of Thousand Oaks	www.toaks.org	(805) 449-7283
County of Ventura	www.vcpbublicworks.org	(805) 658-4323

Location:

2801 N. Madera Road, Simi Valley, CA 93065
(805) 579-7267 Fax (805) 579-7482

Hours of Operation

Monday - Saturday 7:00 a.m. - 4:00 p.m.
3rd Sunday of each month 10:00 a.m. - 4:00 p.m.
All vehicles must be unloaded by 4:30 p.m. Mon. - Sat.
No refunds for partially unloaded vehicles.

Payment Information

Credit or Debit Cards only, no cash or checks
There is a one (1) ton minimum on all per ton charges.
To open an account, call (805) 579-7267. Volume discounts available by contract and all inquiries contact the District Manager.

We reserve the right to refuse any load. Please adhere to all safety guidelines at Waste Management's facility.

Sunshine Canyon City/County Landfill p

Posted Landfill Gate Rate as of July 1, 2022

SUNSHINE CANYON LANDFILL



A REPUBLIC SERVICES COMPANY

14747 San Fernando Road, Sylmar, CA 91342

Phone: 818.362.2124 Fax: 818.833.7105

<http://www.sunshinecanyonlandfill.com>

Hours: Monday - Friday: 9:00am - 6:00pm / Saturday: 9:00am - 2:00pm / Sunday: Closed

Exit Roxford West off the I-5 freeway onto Old Sepulveda going north. Left on San Fernando Road 1 mile to Sunshine Canyon on the left

(Hand unload customers must be at the scales by 5:00 pm, Monday-Friday and by 1:00 pm on Saturday)

STANDARD DISPOSAL FEE SCHEDULE

July 1, 2022

ALL MATERIALS ARE CHARGED A ONE-TON MINIMUM

Rates are inclusive of Taxes, Processing & Disposal

Material	\$ Per Ton
Municipal Waste / Construction & Demolition	\$ 98.09
Greenwaste - Buried	\$ 110.41
Asphalt	\$ 175.00 (Requires prior approval)
Soil	\$ 175.00 (Requires prior approval)
Appliances (recycle only)	\$ 93.71 each
Computers/Monitors	\$ 75.00 each
Certificate of Disposal	\$ 187.43 per load
Untarped Loads (Penalty)	\$ 150.00 per load
Fee-Hard to Handle/Bulky Waste	\$ 225.23 each + disposal
Environmental Fee (applicable to all fee loads)	\$ 18.00 per load
Fuel Recovery Fee (applicable to all fee loads)	14.17% per load Adjusted Monthly per DOE Index
Safety Vest	\$ 8.27 each
Hard Hat	\$ 8.27 each

TARPS ARE REQUIRED

Uncovered Loads are subject to a Non-containment fee of \$150.00 per load/unit. State CA Vehicles (SEC 23115) requires all vehicles that haul refuse or recyclables to be covered to prevent spillage from vehicles). This code will be strictly enforced.

ABSOLUTELY NO HAZARDOUS WASTE OR LIQUIDS WILL BE ACCEPTED FOR DISPOSAL

(including batteries, paint cans, used oil, anti-freeze, asbestos, etc.)

APPLIANCES OR AIR CONDITIONERS ARE ACCEPTED AS RECYCLE ONLY

The following taxes are INCLUDED in the disposal rates above:

LA County Business Tax-10%	10% of base rate
LA County Solid Waste Mgmt Fee	\$1.50 per ton
CA Integrated Waste Mgmt Fees (AB939)	\$1.40 per ton
City of LA Franchise Fee-12%	12% of base rate
City LEA Facility Permit Fee	\$0.63 per ton estimate
LA County RCUP Fee	\$2.98 per ton estimate
City of LA ATL Fee	\$0.89 per ton estimate

ALL RATES SUBJECT TO CHANGE WITHOUT NOTICE

Sunshine Canyon Landfill

	Fuel Recovery Fee %
3/15/2021-5/15/2021	7.12%
6/15/2021-8/15/2021	7.41%
8/15/2021-9/15/2021	7.55%
9/15/2021-10/15/2021	7.64%
10/15/2021-11/15/2021	8.28%
11/15/2021-12/15/2021	8.69%
12/15/2021-1/15/2022	8.66%
1/15/2021-2/15/2022	9.53%
2/15/2022-4/15/2022	13.10%
4/15/2021-5/15/2022	12.92%
5/15/2022-Present	14.17%
Average:	9.55%

6/10/22 - Source - Republic Services - Richard Blatz

Tajiguas Sanitary Landfill q

Posted Landfill Gate Rate as of July 1, 2022

RESOURCE RECOVERY & WASTE MANAGEMENT FACILITY RATES FISCAL YEAR 2022/23		
	FY 2022/2023 Rates - Board Approved 6/28/2022	Comments
TAJIGUAS LANDFILL - TIPPING FEES (1):		
<i>Municipal Solid Waste - Self-Haul</i>		
Per Ton Fee	\$111.00	
<i>Municipal Solid Waste - Franchise</i>		
Per Ton Fee	\$170.00	per Material Delivery Agreement
<i>Clean Green / Wood Waste</i>		
Per Ton Fee	\$51.00	
Minimum Load Fee	\$25.00	
<i>Franchise Green Waste</i>		
Per Ton Fee	\$51.00	
<i>Hard to Handle Waste</i>		
Per Ton Fee	\$170.00	
Minimum Load Fee	\$45.00	
<i>Treated Wood Waste</i>		
Per Ton Fee	\$170.00	
Minimum Load Fee	\$45.00	
<i>Poles, Posts and Railroad Ties:</i>		
Per Item Fee - less than 8 ft.	\$30.00	
Per Item Fee - over 8 Ft.	\$30 plus \$5/ft. over 8 feet	
<i>Post C&D Processing Tailings</i>		
Per Ton Fee	-----	no longer accepting after FY 20/21
<i>Food Scrap Waste - Franchise Inbound</i>		
Per Ton Fee	\$170.00	delivered to the Anaerobic Digester
<i>Food Scrap Waste - UCSB Inbound</i>		
Per Ton Fee	\$144.00	delivered to the Anaerobic Digester; cleaner material than Franchise food scrap
<i>Food Scrap Waste - Outbound</i>		
Per Ton Fee	\$10 / ton	

Toland Road Landfill r

Posted Landfill Gate Rate as of July 1, 2022

TOLAND ROAD LANDFILL

HOURS & DAYS OF OPERATION

General Public and Noncommercial Vehicles

Monday through Friday 9:00 a.m. to 2:30 p.m.

Non-transfer Commercial Account Vehicles

Monday through Friday 6:00 a.m. to 3:30 p.m.

Transfer Account Vehicles

Monday through Friday 6:00 a.m. to 4:00 p.m.

MATERIAL ACCEPTED

- Residential
- Commercial
- Non Hazardous Industrial
- Agricultural
- Tires

Hazardous and High Liquid Content Waste are Not Accepted.

Please contact your city for Household Hazardous Waste program information.

All loads subject to inspection for prohibited waste.

All waste loads entering landfill are to be properly covered to prevent spillage. Illegal dumping at the landfill site is a violation of the law resulting in a fine. To report illegal dumping after hours call (805) 658-4655

For more information call:
Toland Road Landfill Scalehouse
3500 Toland Road,
Santa Paula, CA 93060
(805) 658-4685 or (805) 525-8217

DISPOSAL FEES

Minimum Fee: \$36.34

Self-Haul Disposal: \$41.94 per ton for non-contract

Self-Haul Disposal: \$ \$37.38per ton for contract

Residual refuse transported by transfer truck

routed from transfer/materials recovery

solid waste facilities: \$. 34.65per ton

Car Tires: \$ 7.27 each

Truck Tires: \$36.34 each

Less than 36 inches \$ 134.98/ton; \$7.24 each

36 inches to 60 inches \$ \$36.34 each

Over 60 inches \$ \$228.43 each

Hard To Handle Materials: \$ \$124.60 per ton

Special pull-offs: \$ \$36.34 each

Sludge \$51.92

Freon \$46.72

Credit/Debit or commercial account only--no personal checks

CASH IS NO LONGER ACCEPTED

ALTERNATIVE FACILITIES

Gold Coast Recycling Center, Inc.

5275 Colt Street, Ventura

(805) 642-9236

Del Norte Recycling & Transfer Station

111 S. Del Norte Road, Oxnard

(805)385-8060.



June 22 2022

West Miramar Sanitary Landfill s

Posted Landfill Gate Rate as of July 1, 2022

FY2023 (July 1, 2022) MIRAMAR LANDFILL FEES (Weighed Customers)

Greenery										
Hauler Type	Standard Tipping Fees	Construction and Demolition (C&D) Surcharge (2.75 X Standard Tipping Fee)	Clean Greens / Automated	Clean Wood	Food Waste Single / Multi Gen	Refuse Collector Business Tax (RCBT)	Franchise Fee	AB 939	Total Disposal Fee Per Ton	Total Disposal Fee Per Ton (including C&D Surcharge)
Residents City: less than 2 tons	\$42	\$116						\$13	\$55	\$129
Residents City: 2 tons or more	\$42	\$116				\$8		\$13	\$63	\$137
Business City	\$42	\$116				\$8		\$13	\$63	\$137
Business - Non-City	\$48	\$132				\$8		\$13	\$69	\$153
Greens - City or Non-City			\$36/\$41	\$18	\$36/\$41					
Government - City (City Forces)	\$34	\$94						\$13	\$47	\$107
Government - Non-City (City Forces)	\$48	\$132				\$8		\$13	\$69	\$153
Greens - City or Non-City			\$36/\$41	\$18	\$36/\$41					
Franchise Hauler - Independent Class I (Up to 75,000 tons per contract year)										
City	\$37	\$102					\$17	\$13	\$67	\$132
Non-City	\$48	\$132				\$8		\$13	\$69	\$153
Greens - City or Non-City			\$36/\$41	\$18	\$36/\$41					
Franchise Hauler - Class II (Over 75,000 tons per contract year)										
Allied - EDCO - Waste Management										
City	\$37	\$102					\$18	\$13	\$68	\$133
Non-City	\$48	\$132				\$8		\$13	\$69	\$153
Greens - City or Non-City			\$36/\$41	\$18	\$36/\$41					

DISPOSAL FUND
GENERAL FUND
RECYCLING FUND

CLASS I HAULERS
Allan Company
Debris Box
Dependable Disposal
Diamond Solid Waste Services LLC
John Smith Earthworks
Tayman Industries
Ware Disposal

CLASS II HAULERS
Allied/Republic
EDCO Disposal
Waste Management of San Diego