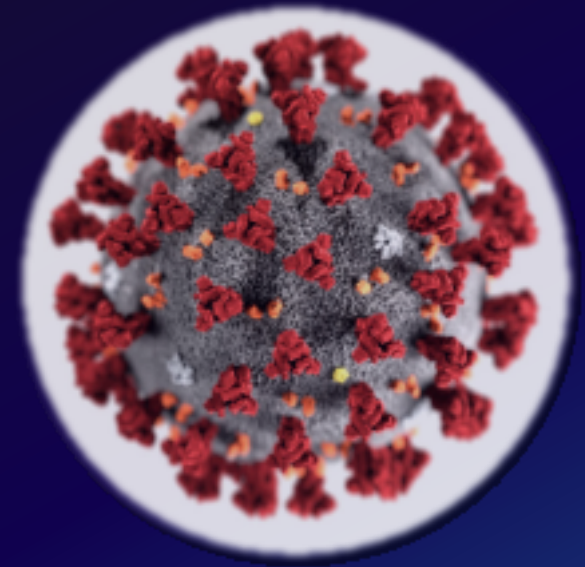




COUNTY *of* **VENTURA**

COVID-19 Report
Board of Supervisors
September 14, 2021



County of Ventura COVID-19 Information

- Positivity rates (4.5%) , case rates (21) and hospital (111) rates stabilizing and trending slightly downward
- Ventura County has one of the highest vaccination rates in the state and nation
- 79.7% of county residents 18+ have received 1st dose and 70.1% 12+ are fully vaccinated
- 90K Vaccines administered since last update
- 91% of residents 65+ have received at least one dose
- Over 1,049,543 vaccines administered in county (1st and 2nd dose)
- Homebound community members can request the mobile vaccine team for a free home visit by calling 805-477-7300 or emailing covidmobileclinic@ventura.org.
- \$71M+ in rental assistance – applications open www.HousingIsKey.com
 - 6,892 applications submitted, \$68.7M in assistance applied for
- \$71.9M in business assistance made available
 - 5,741 businesses have already received assistance. 1,452 in-process.



County of Ventura COVID-19 Community Outreach

- 34 community-based organizations conducting vaccine outreach.
- The Complete Count Committee, comprised of many community groups who were successful with Census outreach, has transitioned to the Complete Reach Committee.
- The CBOs have received grants from the County and private donors through the Ventura County Community Foundation for vaccine outreach.
- CBOs have partnered with public health to conduct: door to door canvassing, caravans, youth outreach, pop up vaccine events, educational workshops, videos, social media and PSAs, focus groups and more!
- Increased effort to provide education to youth/young adults.
- Weekly call with all groups and public health for Q/A helps address frequently asked questions in the community/helps with County messaging.



Camila, age 12, completed her Pfizer dose at a public health mobile clinic at Our Lady of Guadalupe Church

COVID-19 Outreach (Continued)

Complete Reach Committee continues to assist with vaccination efforts

Grantee events: door to door canvassing, caravans, youth outreach, pop up vaccine events, educational workshops, videos, social media and PSAs, etc.

Weekly coordination of engagement opportunities for community feedback

Door to door canvassing

- 8/16 and 9/7 south Oxnard and Port Hueneme

Upcoming family and target audience events

- 9/20 Santa Paula Community Center, Santa Paula
- 9/21 Boys & Girls Club – Piru
- 9/23 Rio Mesa High School, Oxnard
- 9/24 Centro del Pueblo – Poder Popular, Santa Paula
- 9/24 Channel Islands High School, Oxnard
- 9/25 Vista Real Charter High School, Santa Paula



Pictured: UFW Foundation, Oxnard Police Department, City of Oxnard City Corps and Public Health canvassing

County of Ventura COVID-19 Information

- Continued focus on equity efforts with community vaccination events throughout the county, no appointments needed.
- 77 pharmacies providing vaccinations throughout the county. To find a list go to: vaccines.gov
- Expanded testing offered by the State. 3 sites and mobile testing throughout the County. Regular sites in Fillmore, Oxnard and Thousand Oaks. Pop up sites this week in Santa Paula, Camarillo, Simi Valley, Ventura and Oxnard. Info at www.vcrecovers.org.



Mobile Vaccination Clinics & Equity Efforts

Upcoming Mobile Clinics

- 9/14 Nyland Acres Community
- 9/15 Boys & Girls Club – Fillmore
- 9/15 Mary Star of Sea Catholic Church, Oxnard
- 9/16 Fillmore Unified School District
- 9/16 Ventura High School, Ventura
- 9/17 Buena High School, Ventura
- 9/18 Newbury Park High School
- 9/18 Thousand Oaks High School
- 9/18 Westlake High School, Westlake Village
- 9/20 Southwinds Park, Oxnard
- 9/20 Santa Paula Community Center



**To-date total doses given by mobile team
= 51,722**

**Public Health distributing 720 pre-paid take home
test kits to various community groups and growers**

Housing for the Harvest w/ UFW Foundation

- 34 participants to date
- 13 participants from September 1st – 10th

Need a ride to get a vaccine?

Lyft will offer free rides. No app? Call 805-477-7300.

Gold Coast Transit Go Access offering free rides 805-485-2319.

VCAAA offering free rides for adults 60 or older 805-477-7300.

RIDE FREE TO YOUR VACCINE



VCRECOVERS.ORG



COUNTY of VENTURA

COVID-19 Public Health Metrics

Ventura County COVID-19 Surveillance

Monday, September 13, 2021



Report Navigation:

VC Summary
Tables

Fully Vaccinated
Case Summary

Ventura County
Overview

View By
Community

View Testing
Data

Healthcare
System Data

COVID Deaths
Data

7 Day PCR Testing
Positivity Rate

4.5%

Health Equity 7 Day PCR
Testing Positivity Rate

5.8%

7 Day Average Case
Rate per 100,000

21.0

Adjusted For Test Volume

7 Day Average Case
Rate per 100,000

21.3

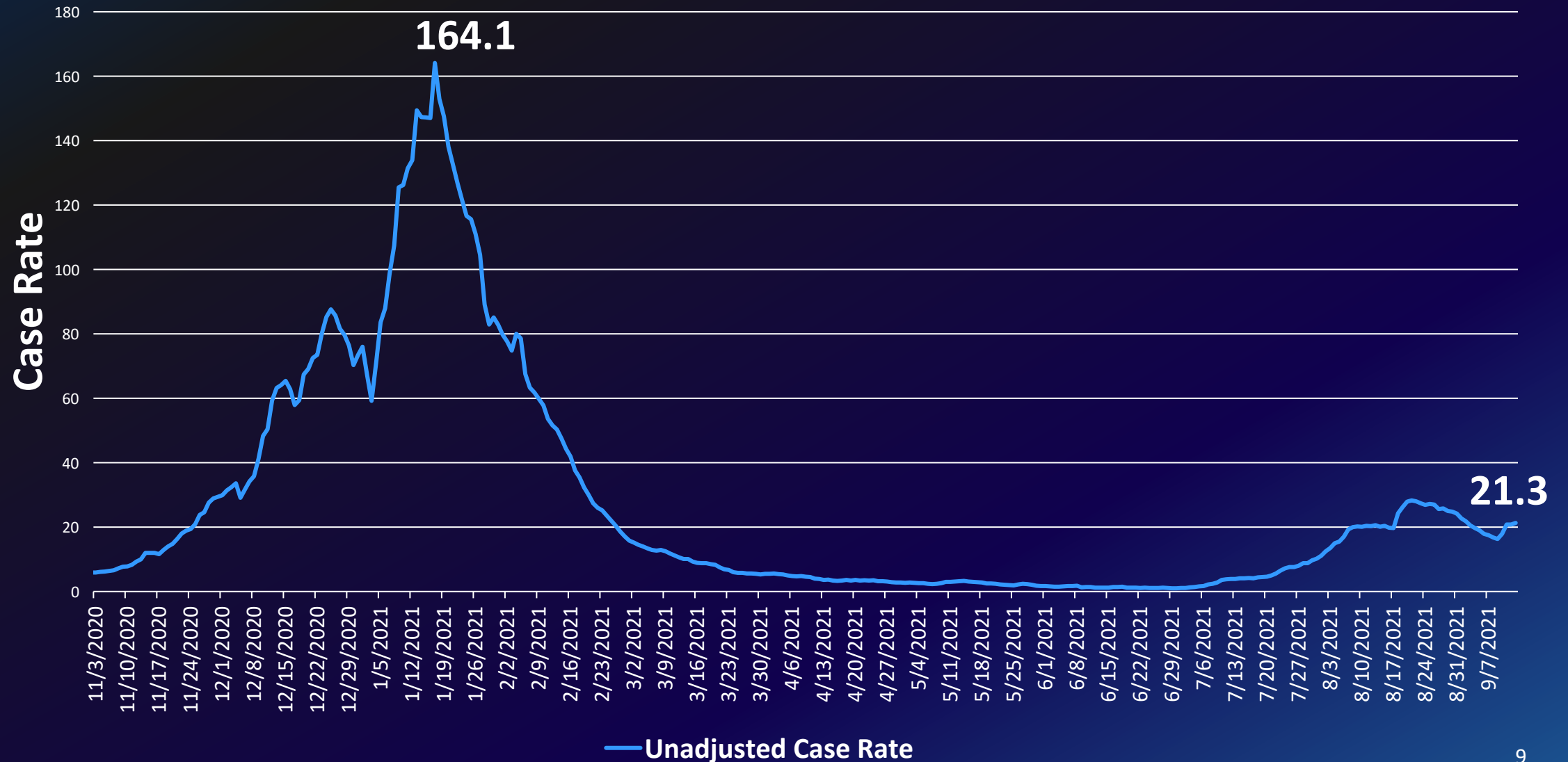
No Adjustment

7 Day Average Daily
Tests per 100,000

611

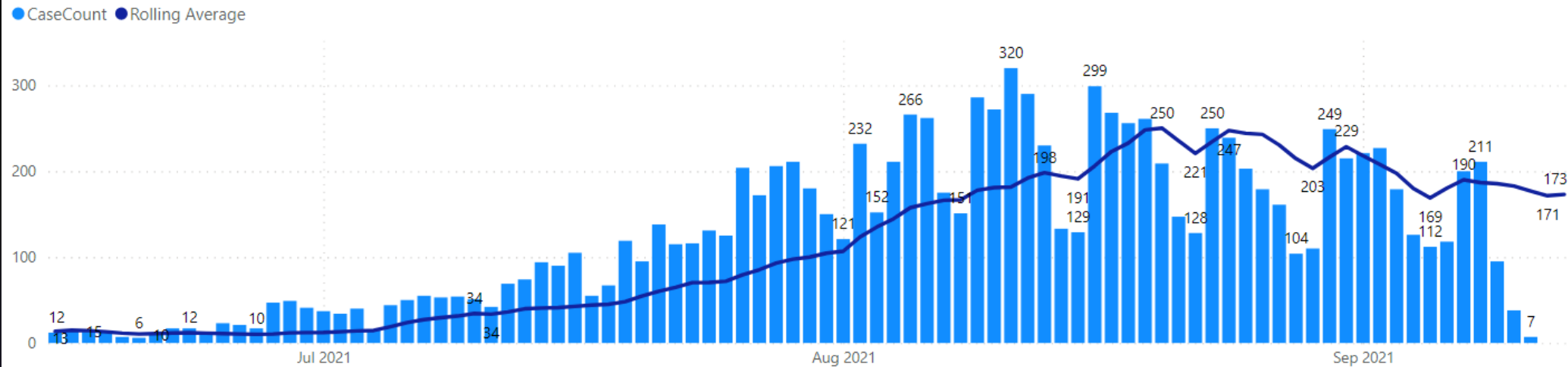
Please be aware that these measures may differ from other state and locally reported data due to timing and the method of calculation. For example, local data is calculated and published the same day it is received, whereas data reported by the state is from the previous day. Additionally, the state "County Monitoring Measures" use a "lag time" in the calculation to allow for inclusion of cases that may have a delay in reporting. Source: The data displayed here is provided by the California Department of Public Health.

Unadjusted Case Rate Per 100,000 Population for Ventura County November 2020 to Present

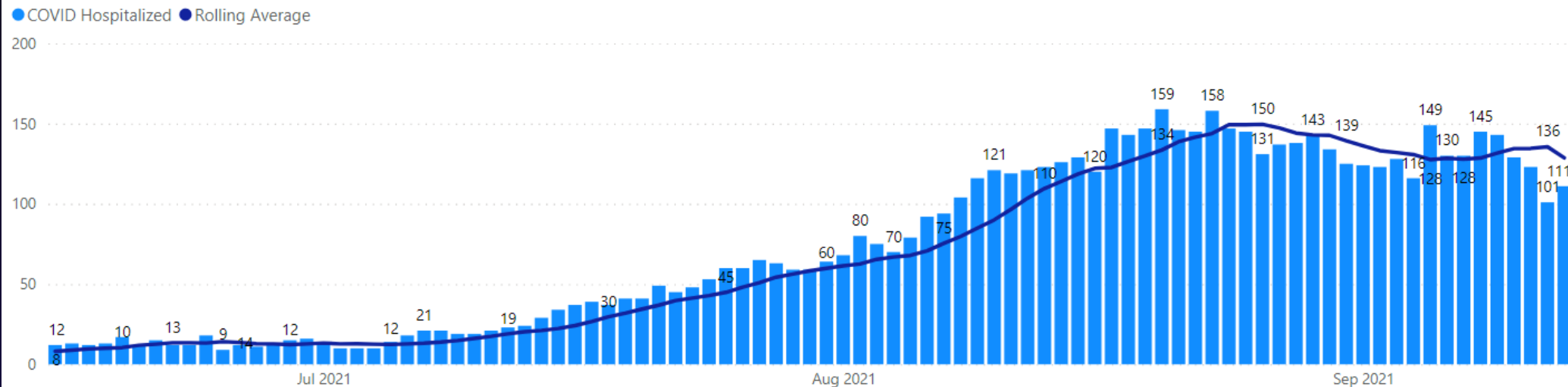


COVID-19 Metrics: Cases and Hospitalizations

Graph 1: Ventura County Daily New COVID Cases by Lab Collection Date - 7 Day Delay



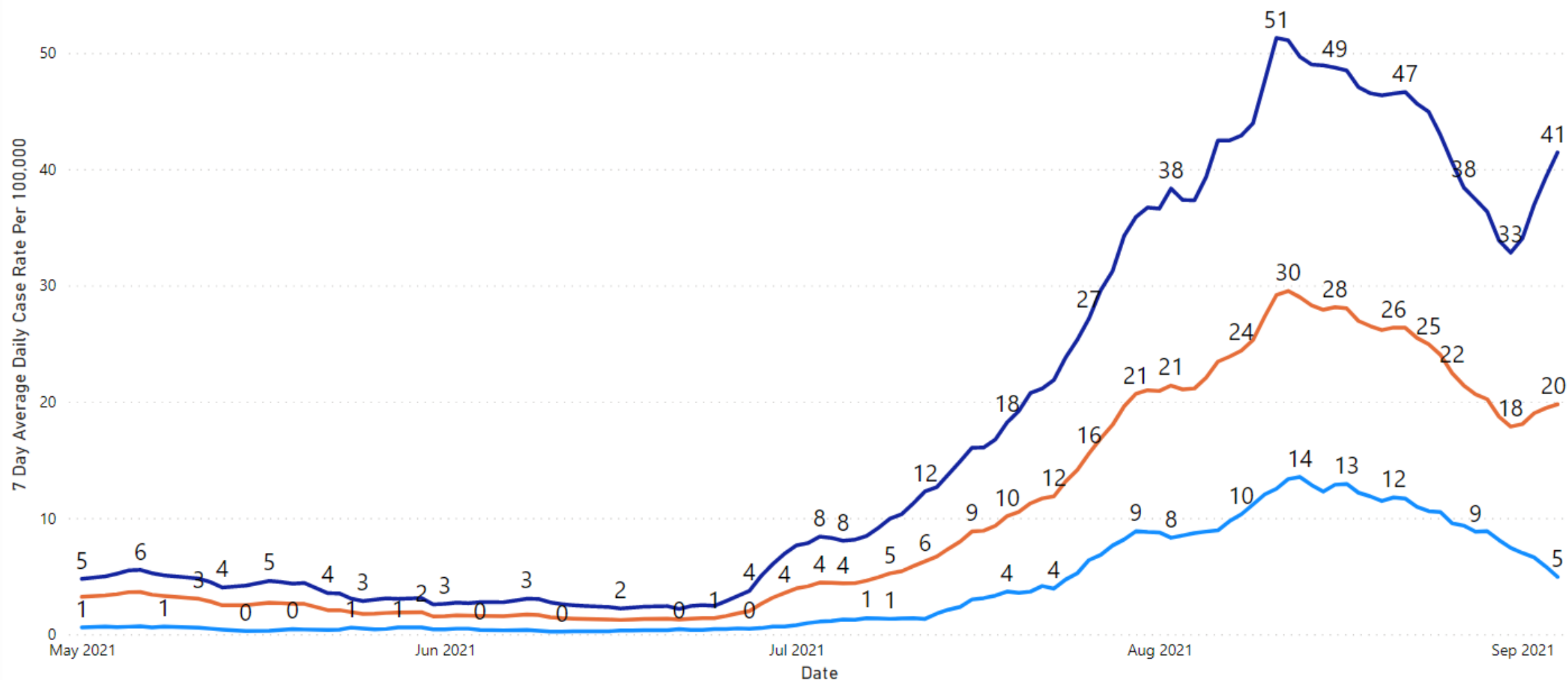
Graph 2: COVID-19 in Ventura County Hospitals



County of Ventura COVID-19 Information

Case Rates Among Fully Vaccinated and Non-Vaccinated Populations

● Fully Vaccinated ● Non-Vaccinated ● All



Breakthrough Cases

To date, there have been 2,449 breakthrough cases

- This is 0.48% of the 505,368 residents who are fully vaccinated, tested positive and meet the CDC definition of a breakthrough case


To date, there have been 132 breakthrough hospital admissions

- Breakthrough cases make up 14% of hospital admissions since July 1, 2021 and 26% of admissions from the past 14 days.
- 21 of the 132 are currently in the hospital

Breakthrough Cases

Covid Among Fully Vaccinated People in Ventura County As of September 9, 2021

- 505,368 fully vaccinated
- 2,448 (0.48%) tested positive
- 129 (0.026%) hospitalized
- 21 (0.004%) deaths



COVID-19 Data Analysis

August Case Recap

- In August, we had a total of 5,910 cases

Vaccination Status:

1,342 of the 5,910 were fully vaccinated

- This represents 22.7% of the cases in August

Age:

- Looking at age in increments of 10, and compared to other age groups, the majority of cases occurred amongst the ages of 20-29
 - Individuals in their 20s accounted for 18% of the new cases in August, with 1,064 cases
- 588 of the cases were aged 65+, which represents only 9.9% of the cases in August
- In the month of August, we had 1,230 children between the ages of 0-17 test positive for COVID-19.
 - 20.81% of all cases in August were among individuals between the ages of 0-17.

COVID-19 Data Analysis

- **Race & Ethnicity:**

- 1,777 of the 5,910 new cases are among Latinos, 2,244 are Not Hispanic or Latino, and 1,889 are Unknown

- **Zip Code:**

- 93065 (Simi Valley) and 93033 (Oxnard) had the highest proportion of cases, with 93065 accounting for 10.1% of the 5910 cases, and 93033 accounting for 8.7% of the cases in August
 - 93063 (Simi Valley) and 93030 (Oxnard) were 3rd and 4th, with 93063 accounting for 8% of the new cases, and 93030 accounting for 7.7% of the new cases

- **Households:**

- There were 2,485 cases where they shared a household with another positive case during this time
- 996 total households had more than one case

Public Health Officer Report

Boosters

- Where do we stand with booster shots? What do we know?
- Don't know if boosters will be given 8 months or 6 months after completing the series.
- 80,000 boosters a day are given in California.
- If 8 months is chosen, we'll go to 370,000 boosters per day.
- If 6 months, it is predicted the State will provide its residents 600,000 shots a day.
- Pfizer boosters would be available on September 20 and Moderna 2 weeks later, IF...

Public Health Officer Report

Boosters

- Only boosters approved now are for immunocompromised people, 2% of our population.
- To get a booster people need to go in and attest that they are immunocompromised.
- Children from 5 to 12 will likely become eligible in late October or early November.
- Fully vaccinated people are protected by a complete series of one of the COVID vaccines.
- Those over 75 or even 65 might benefit from a booster.
- The FDA will be meeting to discuss boosters this Friday.

Public Health Officer Report

Mu Variant

- 2 new variants; the Mu and the Lambda.
- Mu variant first identified in Columbia in January.
- 5,659 Mu variants detected worldwide as of last week. 2,436 were detected in the U.S.
- Mu variant confirmed in all 50 U.S. states.
- May be able to evade current vaccines.
- Not clear that Mu is likely to have a similar impact to the Delta variant which accounts for over 99 percent of all cases.
- It remains rare in the U.S.
- Mu variant detected in only one-tenth of 1 percent of U.S. COVID-19 cases.

Public Health Officer Report

Lambda Variant

- Lambda variant thought to have mutations that may increase its transmissibility and severity.
- First detected in Peru in August 2020.
- Will either of these variants replace the delta variant?
- All three variants in direct competition for months and Delta variant is winning out.
- Delta variant is more efficient at infecting people.
- The Delta variant is leaving people with immunity to COVID. Will very likely protect against both the Mu and the Lambda variants. Also be expected of the COVID vaccine.

Vaccine – Total Activity

As of September 13, 2021:

Total Vaccines

1,049,543

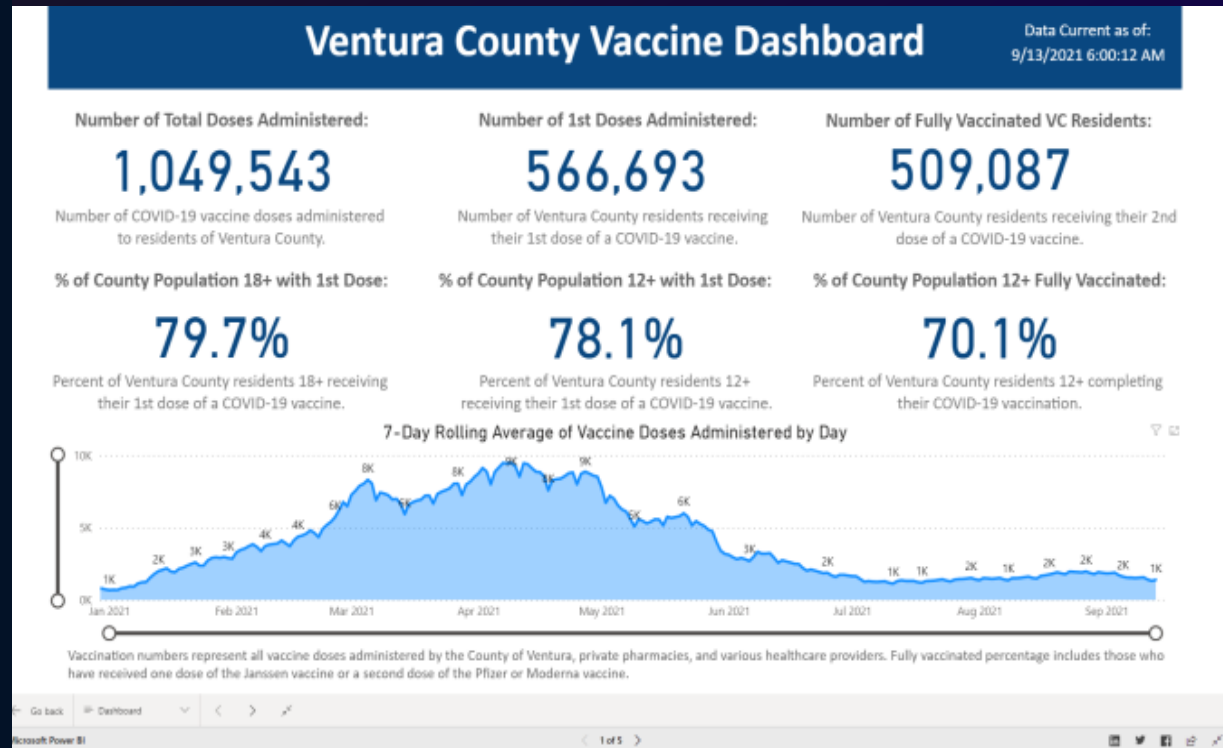
1st Dose: 79.7% (18 + yrs.)

1st Dose: 62.4% (12-17 yrs.)

1st Dose: 91.0% (65 + yrs.)

Fully Vaccinated: 70.1% (12+ yrs.)

Week	Vaccines Administered
August 15 th – August 21 st	13,191
August 22 nd – August 28 th	13,355
August 29 th – September 4 th	11,977
September 5 th – September 11 th	10,021



Vaccine – Health Orders

State issued to Two Health Orders:

- July 26, 2021: Weekly testing for not fully vaccinated workers in high-risk congregate settings (e.g. acute health care, long-term care settings, local correctional facilities/detention centers, behavioral health clinics, etc...), show proof of fully vaccinated
- August 5, 2021: Requiring all Health Care Workers to be vaccinated

August 5, 2021 Vaccine Requirement – Health Care:

“All workers who provide services or work in facilities (health care and congregate facilities) have their first dose of a one-dose regimen or their second dose of a two-dose regimen by September 30, 2021”.

- Be fully vaccinated prior to September 30th and provided proof of their vaccination status.
- To be fully vaccinated a worker must receive their first dose of a one-dose regimen or their second dose of a two-dose regimen and have had 14 days elapse from the final dose prior to September 30th.
- Two exemptions will be permitted; a signed exemption based on Religious Beliefs or a declaration signed by a medical provider that the worker should not receive a COVID-19 vaccine due to Qualifying Medical Reasons. (Testing Required)
- If not fully vaccinated by September 30, 2021, the worker will not be eligible to work within a health care setting..

COVID-19 Therapeutic

- The COVID-19 therapeutic Regeneron has been approved for early use authorization by the FDA
- Regeneron is a monoclonal antibody protein treatment designed to boost the immune system to fight the COVID-19 Virus
- The treatment can be administered to help treat mild to moderate COVID-19 in adults and pediatric patients (12 years of age and older) who meet certain criteria.
- To get treatment, people should contact their doctor and ask if they're candidates. Doctors who want to refer patients can reach out to the antibody clinic at 805-702-8339.
- The cost of monoclonal antibody treatment is covered by the federal government, but an administrative fee may be charged and covered by health insurance.
- Additional information on Regeneron treatment will soon be available at [venturacountyrecovers.com](https://www.venturacountyrecovers.com)

COVID Rental Assistance


- AB 832 –COVID-19 Tenant Relief Act; inclusion of ARPA funding (\$50m ERAP1 + \$21M ERAP2)
- Provides 100% payment for arrears and future rent and utilities; past applicants do not need to reapply –automatic “topping off”
- Eligibility now includes tenants with rental debt that vacated their units
- Total period of eligibility 18 months from April 1, 2020 until September 30, 2022; streamlined application process
- Extends eviction protections through Sept 30, 2021
- Established a temporary court process for evictions beginning October 1, 2021, until March 31, 2022
- To find more info and apply go to: HousingsKey.com
- Call Center Help Line (833) 430-2122 toll free/available 7 days a week 7am-7pm; 22 languages supported



Business Assistance Programs Update

4th Business Assistance Grant Program \$10,000 grants

- 1452 Businesses submitted applications
- Door-to-door canvassing
- Direct mail campaigns targeted to businesses that had **not** previously applied for a business grant
- Press release
- Print ads
- Social media
- City, Chamber, and CBO support
- Vigorous email outreach to VC reopens business list



Business Assistance Programs Update

- Outreach plan included **POP-UP WALK-IN ASSISTANCE CENTERS** in Saticoy and Port Hueneme
 - Word of mouth
 - Businesses stopped by after seeing signage
 - Assisted 133 businesses directly plus...
- **Additional** assistance centers in Oxnard, Simi Valley, and Ventura



Business Assistance Programs Update

DSW TEAM

I remember one of the first applicants I helped in person was a daycare provider. She didn't know how to use a mouse so I helped her click through the application. In the end when I handed her the thumb drive and told her it was hers to keep. She was so excited and said she had never had a thumb drive before. Made her feel very official.

~ Danielle, DSW

It was a tough year for us. No one wanted to go outside and so they couldn't really come to the store like they used to. Getting supplies was very hard and some shipments never really made it. I am grateful and a little surprised the county can help us this way.

Until now, I have never accepted help before.

~Veteran and Owner of local family market in Saticoy



Business Assistance Programs Update

BAG 3 Outreach to BAG 1

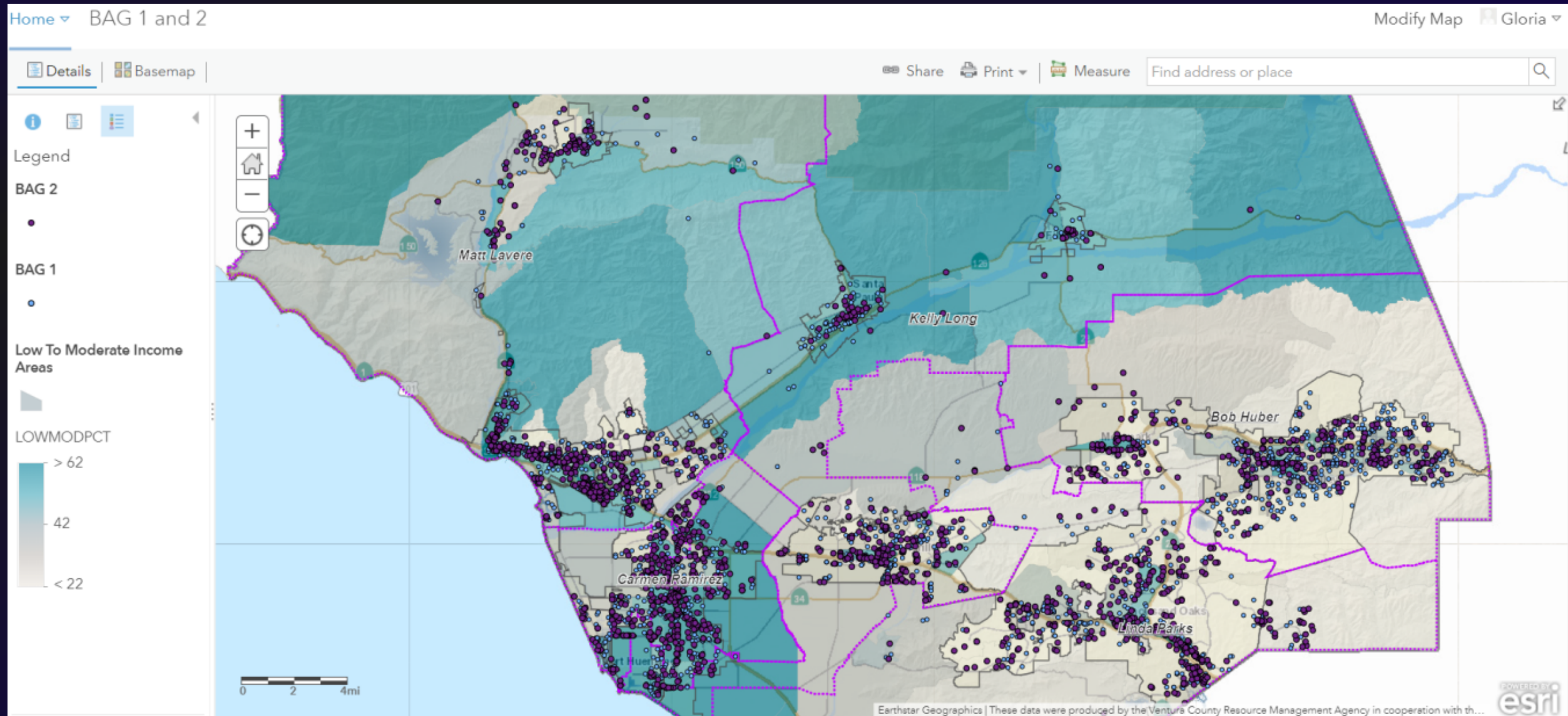
- Engaged the Cities and Chambers to reach out directly
- DSW – Call Campaign
- Cross-referenced the limited information list with VC Reopens data and updated email addresses
- Vigorous email campaign with unique link embedded in the email
- All outreach was in English and Spanish
- Engaged cities and chambers during the final week to assist with outreach

Total outcomes for BAG 3

- 5741 eligible businesses (BAG 1 and BAG 2)
- 84.2% of **BAG 1 eligible businesses** applied for BAG 3
- Paid = 3564 (62%)
- 1272 are approved and ready for the **next** payment batch
- Paid + to be paid = 4836 (84%)
- Final BAG 3 Payments to be paid this month



Business Assistance Programs Update



Plan of Action

- **Continue Vaccine deployment**
- **Business support & rental assistance**
- **Continued assistance for vulnerable populations**
- **Community outreach in partnership with Complete Reach Committee**
- **Focus on recovery**

Working Together, We Can Help Our Communities Move Forward

