



Ventura County Waterworks District No. 1

Moorpark Sewer Services

Sewer Rate, Reclaimed & Agricultural Water Charges Fiscal Year 2023-24

Ventura County Waterworks District No. 1

- Service area includes all of the City of Moorpark and contiguous, unincorporated areas to the north and west of the City.
- County of Ventura Water and Sanitation Department is responsible for the operation and maintenance of the water and sewer system.
- The appointed five-member Citizens' Advisory Committee reviews all policy, budget, and water rate recommendations before they are recommended to the BOS.



District Size:
~21,500 Acres

**Population
Served:**
Approx. 38,703

Sewer Mains: ~107 Miles
**Sewer Service
Connections: ~9,865**

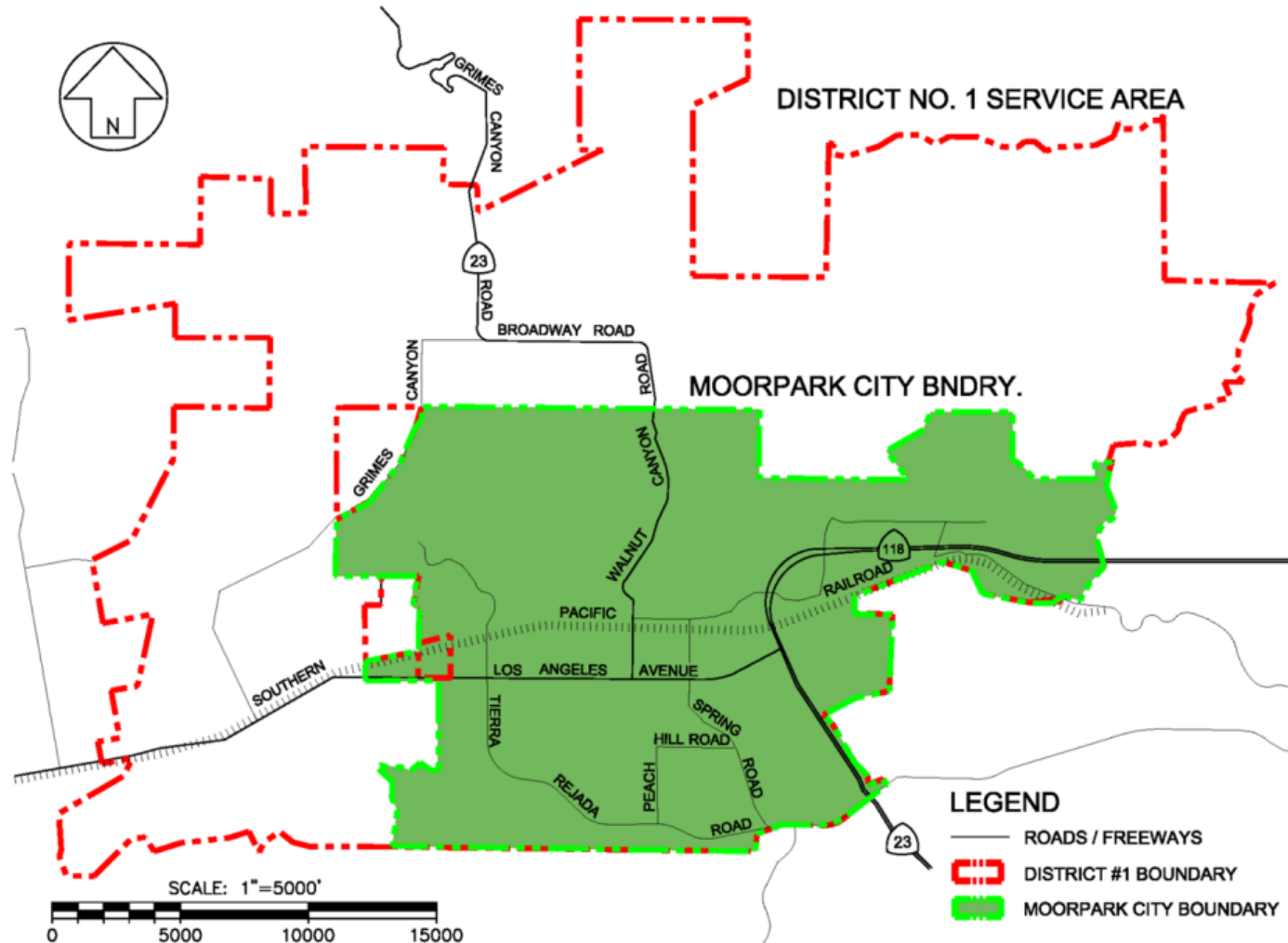
**Sewer Lift
Stations: 4**

**Recycled Water
Production: 1,018 AF**

**Recycled Water
Mains: 7 Miles**



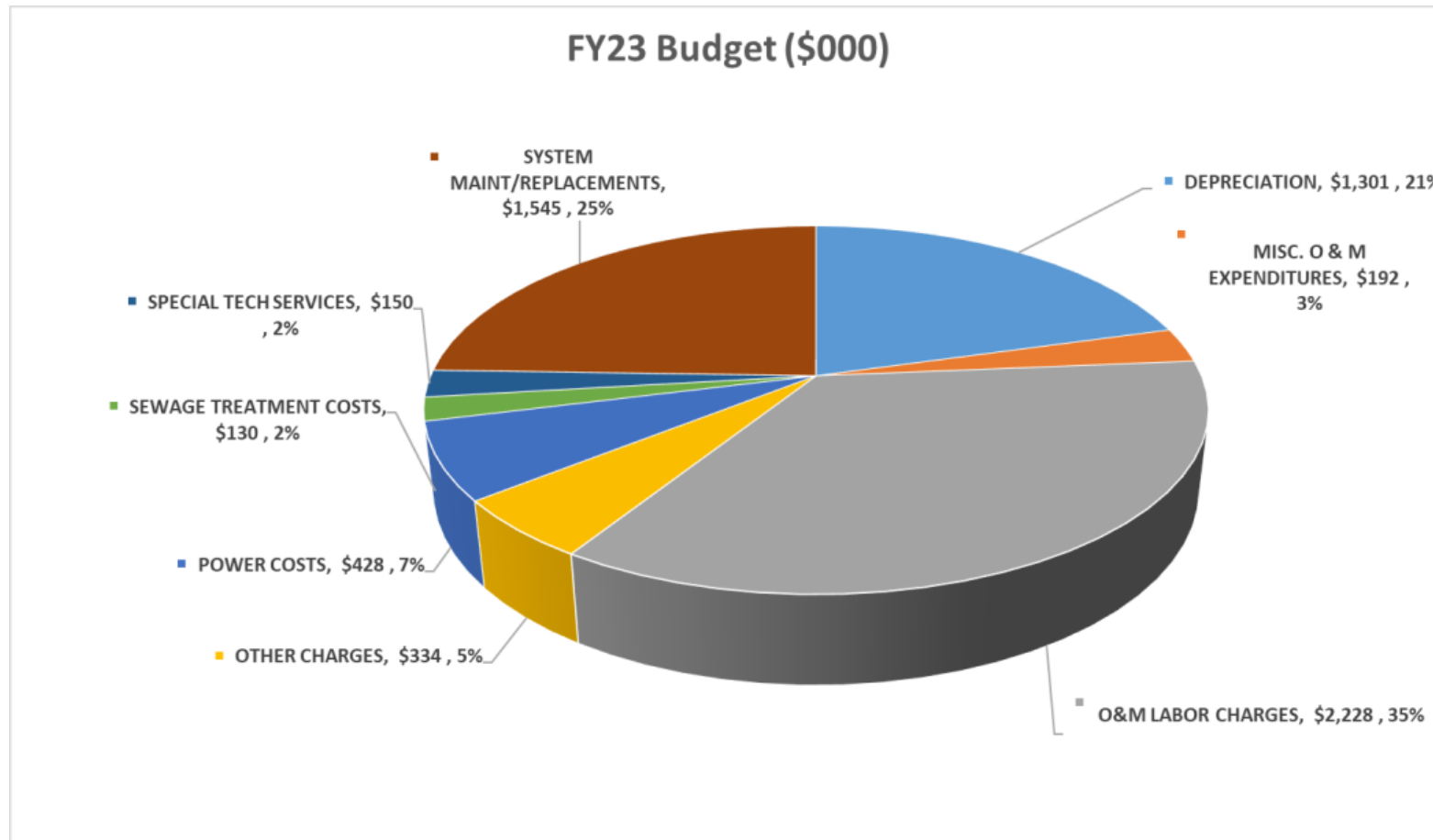
District 1 Service Area



Sewer & Reclaimed Rate Study Assumptions:

- Minimal growth in number of sewer customers.
- Addition of Rustic Valley Farms Reclaimed Water Customer.
- 3.5% inflationary increases on Labor, Power and Treatment Cost
- MWTP Hwy 118 Left Turn Lane
- Storage Warehouse Project
- Reclaimed Water System Expansion (Grant funded / 25% match)
- Assumes 30% of Project Costs to be financed through low interest loans*

Ventura County Waterworks District No. 1
Moorpark Sanitation Services
Fiscal Year 2022-2023 Budget Analysis by Category (\$000)



The \$6.3M Budget is a \$377k (6%) increase from FY2021/22 Adopted budget

Ventura County Waterworks District No. 1
Moorpark Sewer Services
Capital Improvement Plan (\$000)

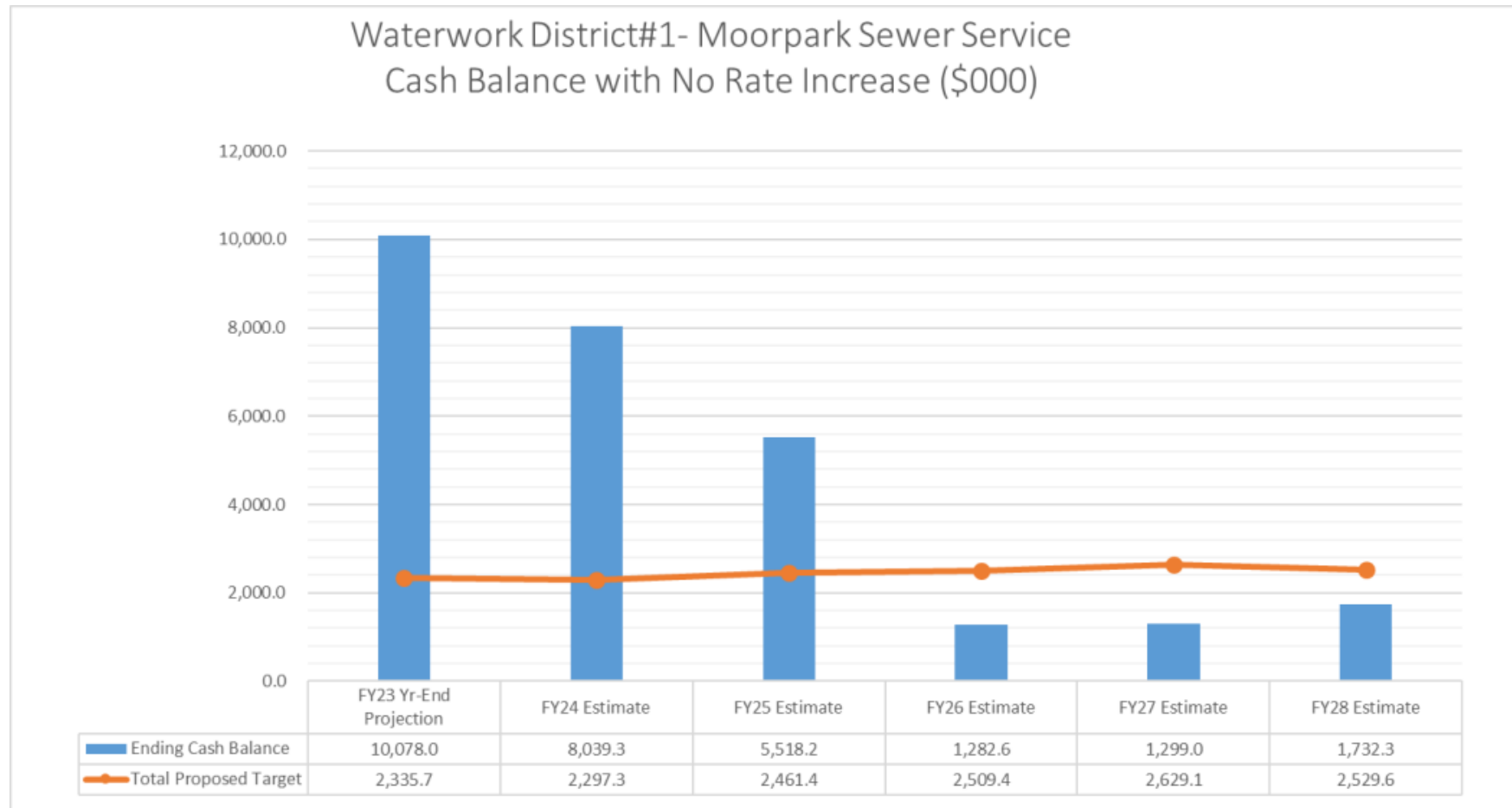
	FY24 Estimate	FY25 Estimate	FY26 Estimate	FY27 Estimate	FY28 Estimate
Replacement Capital Projects					
General Sewer System Improvements	\$100	\$100	\$100	\$100	\$100
MWRF Generator Replacement	\$300	\$350	\$350		
Sewer Replacement and Relining	\$1,500	\$750	\$750		
Pump Station #1 Upgrade			\$150		
Arroyo Lift Station Improvements		\$350			
Pump Station #3 Rehabilitation		\$250			
MWTP Control System Upgrade	\$300	\$300			
Total - Replacement Capital Projects	\$2,200	\$2,100	\$1,350	\$100	\$100

	FY24 Estimate	FY25 Estimate	FY26 Estimate	FY27 Estimate	FY28 Estimate
Acquisition Capital Projects					
Expansion of Recycled Water Infrastructure	\$102	\$1,000	\$4,000		
MMTP Biosolids Drying and Disposal Facility	\$0	\$0	\$1,750		
MWTP Hwy 118 Left Turn Lane	\$60	\$1,200	\$2,088		
Water Supply Reliability Program	\$3,128	\$481	\$0		
Storage Warehouse	\$1,162	\$0	\$0		
Total - Acquisition Capital Projects	\$4,452	\$2,681	\$7,838	\$0	\$0

Capital Projects will be funded by Rate Revenue, Loans, Grants, and Fund Balance

Moorpark Sewer Services

Cash Reserves Forecast with No Rate Increases

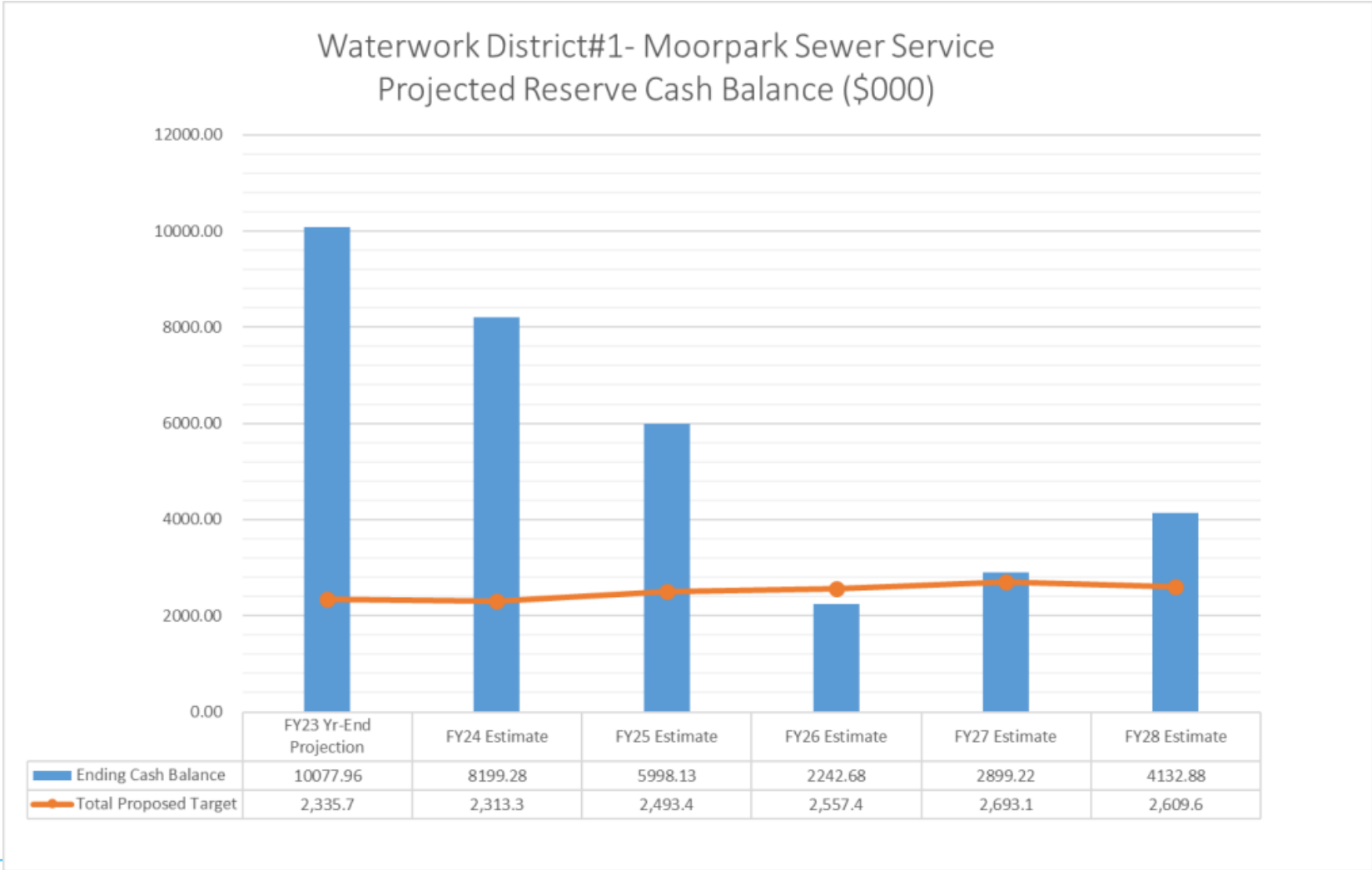


WW#1 Sewer District reserves go below targets FY26 and beyond.

Ventura County Waterworks District No. 1

Moorpark Sewer Services

Financial Impact of Proposed and Recommended Rates



Agricultural Glide Path Rate Analysis 2022

Achieves Full Cost of Service by 2024

Ventura County Waterworks District - Moorpark								
Agricultural Glide Path Rate Analysis - Based on Proposed Rate Increase								
Commodity Rate % of Increase	3.5%	3.5%	4.5%	4.5%	4.5%	4.5%	4.5%	4.5%
Additional Agricultural Rate Increase	\$0.25	\$0.25	\$0.25	\$0.19				
Agricultural Rate % of Increase	10.2%	9.8%	10.2%	8.5%	4.5%	4.5%	4.5%	4.5%
ANALYSIS USING FY22 PROPOSED RATE INCREASE								
Estimated Revenue Loss from Agricultural Water Sales on the Glide Path Recommended Rate effective 1 July 2022								
	FY2021	FY22 (Current Rate)	FY2023	FY2024	FY2025	FY2026	FY2027	FY2028
AGR Rate calculated at Full Cost of Service	\$4.73	\$4.90	\$5.13	\$5.37	\$5.62	\$5.88	\$6.15	\$6.43
AGR on the Glide Path Rate - Made Whole	\$4.09	\$4.49	\$4.95	\$5.37	\$5.62	\$5.88	\$6.15	\$6.43
Discount (\$/hcf)	(\$0.64)	(\$0.41)	(\$0.18)	\$0.00	\$0.00	\$0.00	\$0.00	\$0.00
\$/Acre-Foot	\$1,781.60	\$1,955.84	\$2,156.22	\$2,339.17	\$2,448.07	\$2,561.33	\$2,678.94	\$2,800.91
Revenue Loss due to the Glide Path:								
AGR Estimated Usage (HCF)	940,047.00	940,047.00	\$1,368,217	\$1,368,217	\$1,368,217	\$1,368,217	\$1,368,217	\$1,368,217
Discount (\$/hcf)	(\$0.64)	(\$0.41)	(\$0.18)	\$0.00	\$0.00	\$0.00	\$0.00	\$0.00
Annual Revenue Loss	(\$682,156.36)	(\$493,524.67)	(\$315,849.14)	(\$123,139.50)	\$0.00	\$0.00	\$0.00	\$0.00
Annual Compounding Revenue Loss	(\$3,103,630.44)	(\$2,914,998.76)	(\$3,492,492.78)	(\$3,615,632.29)	(\$3,615,632.29)	(\$3,615,632.29)	(\$3,615,632.29)	(\$3,615,632.29)

RECOMMENDATIONS

- 3.6% or \$1/month/RUE Increase on Sewer Charges
 - \$29/month/RUE or \$348/year/RUE
- No Increase on Reclaimed Commodity Rate
 - \$2.16/HCF or \$941/Acre-foot
- Reclaimed Fixed Rate Meter Charge increase 4.5% to match potable meter fixed rate
- Agricultural Potable Water Rate “Glide Slope” increase 5.5%



QUESTIONS

June 6, 2023