

---

**FY 2024-2028**

**Five-Year  
Capital Improvement  
Program**

---



---

# **ROADS & TRANSPORTATION**

---

**Five-Year  
Capital Improvement Program**

**VENTURA COUNTY ROADS & TRANSPORTATION  
CAPITAL PROJECTS FINANCING  
FIVE-YEAR PLAN  
2024-2028**

<b>SOURCES OF FUNDING:</b>	<b>23/24</b>	<b>24/25*</b>	<b>25/26*</b>	<b>26/27*</b>	<b>27/28*</b>	<b>TOTAL</b>
<b>FEDERAL FUNDING</b>	<u>\$ 1,128,080</u>	<u>\$ 2,817,582</u>	<u>\$ 5,970,000</u>	<u>\$ 8,099,020</u>	<u>\$ 540,000</u>	<u>\$ 18,554,682</u>
<b>STATE FUNDING</b>	<u>\$ 3,829,550</u>	<u>\$ 8,315,000</u>	<u>\$ 17,005,300</u>	<u>\$12,344,500</u>	<u>\$ 4,250,000</u>	<u>\$ 45,744,350</u>
<b>LOCAL FUNDING</b>	<u>\$ 17,545,361</u>	<u>\$ 22,993,318</u>	<u>\$ 26,422,450</u>	<u>\$17,502,280</u>	<u>\$ 10,837,000</u>	<u>\$ 95,300,409</u>
<b>ANNUAL TOTAL:</b>	<b>\$ 22,502,991</b>	<b>\$ 34,125,900</b>	<b>\$ 49,397,750</b>	<b>\$37,945,800</b>	<b>\$ 15,627,000</b>	<b>\$ 159,599,441</b>

**FIVE YEAR TOTAL: \$159,599,441**

**FUNDING SOURCE TYPE:**

**FEDERAL** - Active Transportation Program (ATP), Congestion Mitigation and Air Quality (CMAQ), Highway Bridge Program (HBP), Highway Safety Improvement Program (HSIP), and Highway Infrastructure Program (HIP).

**STATE** - Active Transportation Program (ATP), Highway Safety Improvement Program (HSIP-State), Rubberized Asphalt Concrete Program (RAC), State Coastal Conservancy (SCC), Transportation Development Act (TDA), and Wildlife Conservation Board (WCB).

**LOCAL** - Road Fund, SB1-Road Maintenance and Rehabilitation Account (RMRA), Traffic Impact Mitigation Fee (TIMF), Developer fees/ local funds, Assessment District Funds, and Assigned Program Mitigation Funds for Bike Lanes.

**Notes:**

\* FY 2024/25 thru 2027/28, is an estimate and is contingent on receiving Federal and State grant funding.

**VENTURA COUNTY ROADS & TRANSPORTATION  
PLANNED CAPITAL PROJECTS  
FIVE-YEAR PLAN**

***FY 2023-24***

<b>PROJECT</b>	<b>LOCATION &amp; DESCRIPTION</b>	<b>EST. COST</b>
Bridge Program	Various locations - Rehabilitation of bridges and structural improvements.	\$ 796,900
Camino Cielo Bridge Replacement	Bridge replacement, slope protection and channel improvements.	\$ 1,020,000
Drainage Improvements	Improving existing drainage facilities such as culverts and storm drain systems.	\$ 1,800,000
El Rio Sidewalk Improvements	Construction of sidewalks and intersection improvements on various roads within the El Rio area.	\$ 1,000,000
** Hueneme Road Widening - Phase I	Widening Hueneme Road from two lanes to four lanes - Environmental Services	\$ 600,000
Las Posas at East Fifth Street Intersection Improvements	Intersection Improvements, bike lanes, right turn lane, drainage improvements, railroad crossing improvements and signal modifications.	\$ 400,000
Lewis Road - Slope Protection	Armoring of the slope on the east side of Lewis Road, removal of existing down drains and appurtenant work.	\$ 290,000
Moorpark Operations Yard Upgrade	Reconstruct the aging and deficient Moorpark Operations Yard facilities to meet current safety requirements.	\$ 2,500,000
** Nonmotorized Transportation Program (Pedestrian & Bike Lane Projects)	Various locations - pedestrian and bicycle improvements.	\$ 557,591
Pavement Resurfacing Program	Resurface various roads throughout the County in various thicknesses and treatments in order to strengthen, reclaim, modernize and extend the life of County roads.	\$ 9,000,000
** Piru Pedestrian Improvements	Pedestrian improvements various locations in the Piru Area.	\$ 200,000



**FY 2023-24**

PROJECT	LOCATION & DESCRIPTION	EST. COST
* Preliminary Engineering/Feasibility Studies	Various locations feasibility study in order to prepare and apply for Federal/State Grants.	\$ 150,000
Rose Avenue Bike Lanes (Central Ave to SR 118)	Construct Class II Bike Lanes on Rose Avenue from Central Avenue to SR 118.	\$ 200,000
Rose Avenue Bike Lanes (Collins St - Simon Wy)	Construct Class II Bike Lanes on Rose Avenue from Collins Street to Simon Way.	\$ 200,000
Santa Ana Road Slope Stabilization	Various locations along Santa Ana Road to mitigate for future damages as a result of fire and/or storm damage.	\$ 25,000
* Santa Clara Ave Widening (SMP Priority Rank # 3)	Oxnard City Limits to Highway 118 - Widen to 4 lanes (Feasibility Study).	\$ 200,000
Santa Rosa Bike Lanes and Pedestrian Improvements	Construction of bike lanes, relocation/removal of guardrail and rumble strips and appurtenant work on Santa Rosa Road from Yucca Drive to Moorpark Road.	\$ 1,365,000
Saticoy Pedestrian Improvements	Pedestrian improvements various locations in the Saticoy Area.	\$ 225,000
Systemic Countywide Signalized Intersection Improvements	Install Retroreflective Back-Plates to all signal heads and Advance Dilemma Zone Detection at all County maintained signalized intersections.	\$ 1,150,000
** Traffic Safety Improvement Program	Various locations - install or update traffic signals, intersection lane modification, and other safety improvements.	\$ 648,500
Ventura Avenue Pedestrian & Bike Lane Improvements	Pedestrian and bike lane improvements on Ventura Avenue from Crooked Palm Road to Los Cabos Lane.	\$ 175,000

(\*) Design and/or Study Only.

(\*\*) Partially contingent on availability of State/ Federal funding.

**TOTAL \$ 22,502,991**

**PLANNED CAPITAL PROJECTS  
FIVE-YEAR PLAN  
VENTURA COUNTY ROADS & TRANSPORTATION  
PLANNED CAPITAL PROJECTS  
FIVE-YEAR PLAN  
*FY 2025-2028***

PROJECT	LOCATION & DESCRIPTION	EST. COST
** Bridge Program	Various locations - Rehabilitation of bridges and structural improvements.	\$ 7,293,200
Bridge Road Bridge Rehabilitation County Bridge No. 442	Bridge Rehabilitation including bank slope protection, modification of lane geometry, upgrade to crash barriers & railings, and superstructure repairs including paint touch-up on the bridge structure.	\$ 1,293,750
** Camino Cielo Bridge Replacement	Bridge replacement, slope protection and channel improvements.	\$ 9,400,000
* Channel Islands Blvd Widening (SMP Priority Rank #7)	Widen Channel Island Boulevard to 4 lanes and construct bike lanes from Oxnard city limits to Rice Avenue to improve traffic and bicycle safety (Feasibility Study).	\$ 150,000
Drainage Improvements	Improving existing drainage facilities such as culverts and storm drain systems.	\$ 2,700,000
El Rio Sidewalk Improvements	Construction of sidewalks and intersection improvements on various roads within the El Rio area.	\$ 5,150,000
** Guardrail Upgrades	Upgrade of guardrails at various locations.	\$ 2,000,000
** Hueneme Road Widening - Phase I	Widening Hueneme Road from two lanes to four lanes - Environmental Services	\$ 2,100,000

**FY 2025-2028**

PROJECT	LOCATION & DESCRIPTION	EST. COST
Las Posas at East Fifth Street Intersection Improvements	Intersection Improvements, bike lanes, right turn lane, drainage improvements, railroad crossing improvements and signal modifications.	\$ 3,900,000
* Las Posas Road Widening (SMP Priority Rank # 8)	Hueneme Road to Pleasant Valley Road - Widen to 4 lanes including bike lanes to improve traffic safety and bicycle safety (Feasibility Study).	\$ 200,000
Lewis Road - Slope Protection	Armoring of the slope on the east side of Lewis Road, removal of existing down drains and appurtenant work.	\$ 805,000
Moorpark Operations Yard Upgrade	Reconstruct the aging and deficient Moorpark Operations Yard facilities to meet current safety requirements.	\$ 18,500,000
** Nonmotorized Transportation Program (Pedestrian & Bike Lane Projects)	Various locations - pedestrian and bicycle improvements.	\$ 12,747,000
* Olivas Park Drive Widening (SMP Priority Rank # 9)	Widen Olivas Park Drive to 4 lanes from Telephone Road to Seaborg Drive to improve traffic safety. This is a multi-jurisdictional project (Feasibility Study).	\$ 200,000
Pavement Resurfacing Program	Resurface various roads throughout the County in various thicknesses and treatments in order to strengthen, reclaim, modernize and extend the life of County roads.	\$ 36,000,000
** Piru Pedestrian Improvements	Pedestrian improvements various locations in the Piru Area.	\$ 3,250,000
* Pleasant Valley Road Widening (SMP Priority Rank # 6)	Rice Avenue to Camarillo C/L - Widen to 4 lanes (Feasibility Study).	\$ 200,000
* Preliminary Engineering/Feasibility Studies	Various locations feasibility study in order to prepare and apply for Federal/State Grants.	\$ 400,000

**FY 2025-2028**

PROJECT	LOCATION & DESCRIPTION	EST. COST
** Rose Avenue Bike Lanes (Central Ave to SR 118)	Construct Class II Bike Lanes on Rose Avenue from Central Avenue to SR 118.	\$ 3,437,500
Rose Avenue Bike Lanes (Collins St - Simon Wy)	Construct Class II Bike Lanes on Rose Avenue from Collins Street to Simon Way.	\$ 3,437,500
** Rumble Strip and Curve Warning Sign Project	Various locations throughout the County to improve safety.	\$ 10,287,800
Santa Ana Road Slope Stabilization	Various locations along Santa Ana Road to mitigate for future damages as a result of fire and/or storm damage.	\$ 1,675,000
Saticoy Pedestrian Improvements	Pedestrian improvements various locations in the Saticoy Area.	\$ 3,272,000
Systemic Countywide Signalized Intersection Improvements	Install Retroreflective Back-Plates to all signal heads and Advance Dilemma Zone Detection at all County maintained signalized intersections.	\$ 5,000,000
** Traffic Safety Improvement Program	Various locations - install or update traffic signals, intersection lane modification, and other safety improvements.	\$ 2,602,700
Ventura Avenue Pedestrian & Bike Lane Improvements	Pedestrian and bike lane improvements on Ventura Avenue from Crooked Palm Road to Los Cabos Lane.	\$ 945,000
* Victoria Avenue Widening (SMP Priority Rank # 5)	Gonzales Road to Olivas Park Drive (County Section: 247's/o river bridge to 119 s/o Olivas Park Drive) - Widen to 6 lanes (Feasibility Study).	\$ 150,000

(\*) Design and/or Study Only.

(\*\*) Partially contingent on availability of State/ Federal funding.

**TOTAL \$137,096,450**

**VENTURA COUNTY PUBLIC WORKS AGENCY****ROADS & TRANSPORTATION**Project Name: Bridge Program Project No.: Varies

Supervisory District: All Zone: Unincorporated Area: X City of:

**LOCATION MAP**

<u>Project Name:</u>	<u>Location:</u>	<u>Anticipated Year of Completion</u>
Bridge Deck Rehabilitation	Various Locations.	2027-28
Bridge Inspection Program (Local Bridges)	Inspection of local bridges not inspected by Caltrans, various locations	2024-28
Bridge Maintenance/ Rehabilitation - Countywide	Various Locations.	2024-28
Carne Road Bridge Replacement - Bridge #347	McNell Creek, 0.66 miles north of State Highway 150.	2024-25
Grand Avenue Bridge Replacement - Bridge #427	Jepson Wash, 0.88 miles north of Old Telegraph Road.	2024-25
Riverside Avenue Bridge Replacement - Bridge #406	Grimes Canyon Wash, 0.24 miles west of Chamberburg Road.	2025-26
Santa Paula Street Bridge Replacement - Bridge #403	Adams Barranca, 0.59 miles west of Peck Road.	2026-27

**SCOPE OF WORK AND OBJECTIVE**

Rehabilitate bridges throughout the County by various means, including replacements, minor structural improvements, and scour protection to extend their life and improve traffic safety.

**ESTIMATED COST PER FISCAL YEAR**

Category	Prev Yrs	2023-24	2024-25	2025-26	2026-27	2027-28
Design:	\$ 107,000	\$ 571,900	\$ 275,000	\$ 325,000	\$ 150,000	\$ 150,000
Right of Way:	\$ 5,291	\$ -	\$ -	\$ -	\$ -	\$ -
Con. Eng/Insp.	\$ -	\$ 25,000	\$ 300,843	\$ 225,000	\$ 280,000	\$ 80,000
Construction:	\$ -	\$ 200,000	\$ 105,000	\$ 1,100,000	\$ 1,600,000	\$ 700,000
*Miscellaneous:						
Fiscal Year Total:	\$ 112,291	\$ 796,900	\$ 2,683,200	\$ 1,650,000	\$ 2,030,000	\$ 930,000
Total Estimated Cost:		\$				8,090,100

**ENVIRONMENTAL REQUIREMENTS**

Cat. Ex. X Neg. Dec. X EIR/EIS Date Completed: Date Filed:

**REMARKS**

Projects funded by Highway Bridge Program (HBP - Federal Grant) and Road Fund.

Prepared by: Glenn Derossett

Date: 1/30/2023

**VENTURA COUNTY PUBLIC WORKS AGENCY**  
**ROADS & TRANSPORTATION**

Project Name: Bridge Road Bridge Rehabilitation County Bridge No. 442 Project No.: 50562  
 Supervisorial District: 1 Zone: Unincorporated Area: X City of:

**LOCATION MAP**



**SCOPE OF WORK AND OBJECTIVE**

Bridge Rehabilitation including bank slope protection, modification of lane geometry, upgrade to crash barriers & railings, and superstructure repairs including paint touch-up on the bridge structure.

**ESTIMATED COST PER FISCAL YEAR**

Category	Prev Yrs	2023-24	2024-25	2025-26	2026-27	2027-28
Design:	\$ 540,000	\$ -	\$ -	\$ -	\$ -	\$ -
Right of Way:	\$ 17,056	\$ -	\$ -	\$ -	\$ -	\$ -
Con. Eng/Insp.	\$ -	\$ -	\$ -	\$ 168,750	\$ -	\$ -
Construction:	\$ -	\$ -	\$ -	\$ 1,125,000	\$ -	\$ -
*Miscellaneous:						
Fiscal Year Total:	\$ 557,056	\$ -	\$ -	\$ 1,293,750	\$ -	\$ -
Total Estimated Cost:		\$ 1,293,750				

**ENVIRONMENTAL REQUIREMENTS**

Cat. Ex. ☒ Neg. Dec. ☒ EIR/EIS \_\_\_\_\_ Date Completed: \_\_\_\_\_ Date Filed: \_\_\_\_\_

**REMARKS**

Project funded by Highway Bridge Program (HBP - Federal Grant) and Road Fund.

Prepared by: Glenn Derosssett

Date: 1/30/2023

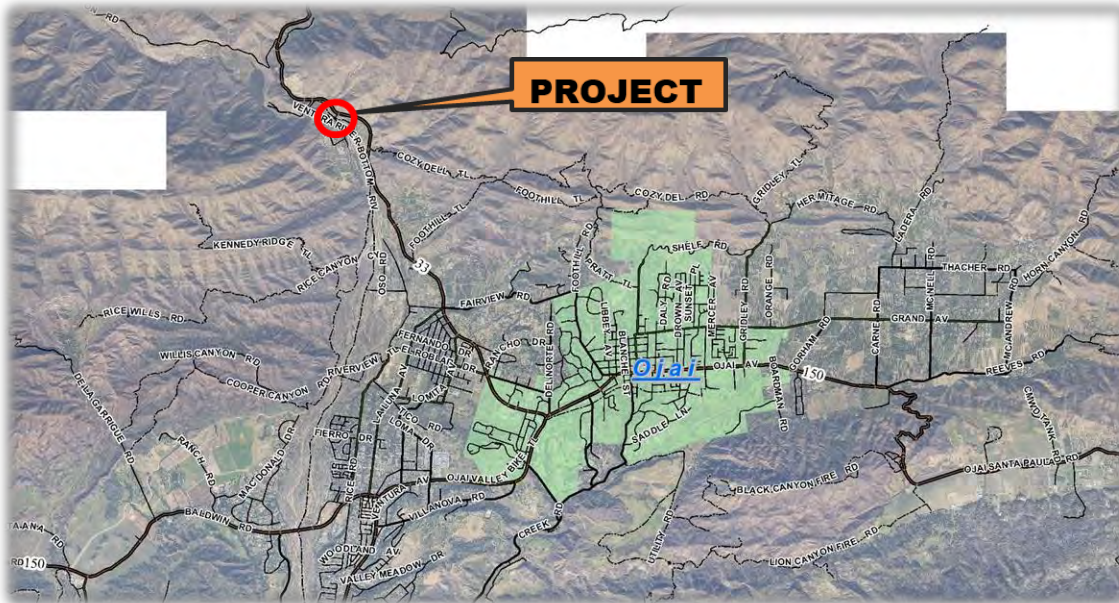


**VENTURA COUNTY PUBLIC WORKS AGENCY**  
**ROADS & TRANSPORTATION**

Project Name: Camino Cielo Bridge Replacement Project No.: 50635/50636

Supervisory District: 1 Zone: Unincorporated Area: X City of:

**LOCATION MAP**



**SCOPE OF WORK AND OBJECTIVE**

Bridge replacement, slope protection and channel improvements.

**ESTIMATED COST PER FISCAL YEAR**

Category	Prev Yrs	2023-24	2024-25	2025-2026	2026-27	2027-28
Design:	\$ 650,000	\$ 1,020,000	\$ 50,000	\$ -	\$ -	\$ -
Right of Way:	\$ -	\$ -	\$ 150,000	\$ -	\$ -	\$ -
Con. Eng/Insp.	\$ -	\$ -	\$ -	\$ 1,200,000	\$ -	\$ -
Construction:	\$ -	\$ -	\$ -	\$ 8,000,000	\$ -	\$ -
*Miscellaneous:						
Fiscal Year Total:	\$ 650,000	\$ 1,020,000	\$ 200,000	\$ 9,200,000	\$ -	\$ -
Total Estimated Cost:		\$				10,420,000

**ENVIRONMENTAL REQUIREMENTS**

Cat. Ex. Neg. Dec. EIR/EIS ☒ Date Completed: Date Filed:

**REMARKS**

Project Funded by Road Fund and reimbursed by State Coastal Conservancy (SCC - State Grant) and Wildlife Conservation Board (WCB - State Grant).

Prepared by: Glenn Derossett

Date: 1/30/2023

**VENTURA COUNTY PUBLIC WORKS AGENCY**  
**ROADS & TRANSPORTATION**

Project Name: Channel Islands Blvd Widening (SMP Priority Rank #7) Project No.: NA

Supervisory District: 3 Zone: Unincorporated Area: X City of: Oxnard

**LOCATION MAP**



**SCOPE OF WORK AND OBJECTIVE**

Widen Channel Island Boulevard to 4 lanes and construct bike lanes from Oxnard city limits to Rice Avenue to improve traffic and bicycle safety (Feasibility Study).

**ESTIMATED COST PER FISCAL YEAR**

Category	Prev Yrs	2023-24	2024-25	2025-2026	2026-27	2027-28
Design:	\$ -	\$ -	\$ -	\$ -	\$ 150,000	\$ -
Right of Way:		\$ -	\$ -	\$ -	\$ -	\$ -
Con. Eng/Insp.	\$ -	\$ -	\$ -	\$ -	\$ -	\$ -
Construction:	\$ -	\$ -	\$ -	\$ -	\$ -	\$ -
*Miscellaneous:						
Fiscal Year Total:	\$ -	\$ -	\$ -	\$ -	\$ 150,000	\$ -
Total Estimated Cost:		\$ 150,000				

**ENVIRONMENTAL REQUIREMENTS**

Cat. Ex. Neg. Dec. EIR/EIS ☒ Date Completed: Date Filed:

**REMARKS**

Project Funded by Traffic Impact Mitigation Fee Program (TIMF).

Prepared by: Glenn Derossett

Date: 1/30/2023



**VENTURA COUNTY PUBLIC WORKS AGENCY****ROADS & TRANSPORTATION**Project Name: Drainage Improvements Project No.: Varies

Supervisory District: All Zone: Unincorporated Area: X City of:

**LOCATION MAP**

<u>Project Name:</u>	<u>Location:</u>	<u>Anticipated Year of Completion</u>
Countywide Drainage Study	Countywide study to evaluate areas with drainage deficiencies and identify improvements needed.	2024-25
Drainage Repairs/Replacement	Replacing and/or repairing failed culverts and storm drains.	2024-28
East Loop Drive - Storm Drain Repairs	Reconstruction of failed storm drain pipe along East Loop Drive between Mesa Drive and Alosta Drive.	2023-24
Storm Drain Condition Assessment Study	Study to assess condition of storm drain system within urban areas of the County.	2024-25

**SCOPE OF WORK AND OBJECTIVE**

Improving existing drainage facilities such as culverts and storm drain systems.

**ESTIMATED COST PER FISCAL YEAR**

Category	Prev Yrs	2023-24	2024-25	2025-26	2026-27	2027-28
Design:	\$ 150,000	\$ 200,000	\$ 250,000	\$ 100,000	\$ 100,000	\$ -
Right of Way:	\$ 1,120	\$ -	\$ -	\$ -	\$ -	\$ -
Con. Eng/Insp.	\$ 50,000	\$ 200,000	\$ 50,000	\$ 100,000	\$ 100,000	\$ -
Construction:	\$ 300,000	\$ 1,400,000	\$ 400,000	\$ 800,000	\$ 800,000	\$ -
*Miscellaneous:						
Fiscal Year Total:	\$ 501,120	\$ 1,800,000	\$ 700,000	\$ 1,000,000	\$ 1,000,000	\$ -
Total Estimated Cost:		\$ 4,500,000				

**ENVIRONMENTAL REQUIREMENTS**

Cat. Ex. X	Neg. Dec.	EIR/EIS	Date Completed:	Date Filed:
------------	-----------	---------	-----------------	-------------

**REMARKS**

Projects funded by Road Fund.

Prepared by: Glenn Derossett

Date: 1/30/2023

# VENTURA COUNTY PUBLIC WORKS AGENCY

## ROADS & TRANSPORTATION

Project Name: El Rio Sidewalk Improvements Project No.: 50616

Supervisory District: 3 Zone: Unincorporated Area: X City of:

### LOCATION MAP

#### LEGEND

- - - - - STREETS WITH EXISTING SIDEWALKS
- PROPOSED PROJECT LOCATION (NEW SIDEWALKS)



### SCOPE OF WORK AND OBJECTIVE

Construction of sidewalks and intersection improvements on various roads within the El Rio area.

### ESTIMATED COST PER FISCAL YEAR

Category	Prev Yrs	2023-24	2024-25	2025-2026	2026-27	2027-28
Design:	\$ 500,000	\$ 250,000	\$ -	\$ -	\$ -	\$ -
Right of Way:	\$ 80,000	\$ 200,000	\$ -	\$ -	\$ -	\$ -
Con. Eng/Insp.	\$ -	\$ 50,000	\$ 450,000	\$ -	\$ -	\$ -
Construction:	\$ -	\$ 500,000	\$ 4,700,000	\$ -	\$ -	\$ -
*Miscellaneous:						
Fiscal Year Total:	\$ 580,000	\$ 1,000,000	\$ 5,150,000	\$ -	\$ -	\$ -
Total Estimated Cost:		\$ 6,150,000				

### ENVIRONMENTAL REQUIREMENTS

Cat. Ex. ☒ Neg. Dec. ☐ EIR/EIS ☐ Date Completed:  Date Filed:

### REMARKS

Project Funded by Active Transportation Program (ATP - State Grant) and Road Fund.

Prepared by: Glenn Derossett

Date: 1/30/2023

**VENTURA COUNTY PUBLIC WORKS AGENCY**  
**ROADS & TRANSPORTATION**

Project Name: Guardrail Upgrades Project No.: NA

Supervisory District: All Zone: Unincorporated Area: X City of:

**LOCATION MAP**



**SCOPE OF WORK AND OBJECTIVE**

Upgrade of guardrails at various locations.

**ESTIMATED COST PER FISCAL YEAR**

Category	Prev Yrs	2023-24	2024-25	2025-2026	2026-27	2027-28
Design:	\$ 100,000	\$ -	\$ 100,000	\$ -	\$ 100,000	\$ -
Right of Way:	\$ -	\$ -	\$ -	\$ -	\$ -	\$ -
Con. Eng/Insp.	\$ 100,000	\$ -	\$ -	\$ 150,000	\$ -	\$ 150,000
Construction:	\$ 1,000,000	\$ -	\$ -	\$ 750,000	\$ -	\$ 750,000
*Miscellaneous:						
Fiscal Year Total:	\$ 1,200,000	\$ -	\$ 100,000	\$ 900,000	\$ 100,000	\$ 900,000
Total Estimated Cost:		\$				2,000,000

**ENVIRONMENTAL REQUIREMENTS**

Cat. Ex. ☒ Neg. Dec. ☐ EIR/EIS ☐ Date Completed: \_\_\_\_\_ Date Filed: \_\_\_\_\_

**REMARKS**

Project Funded by Highway Safety Improvement Program (HSIP - State Grant).

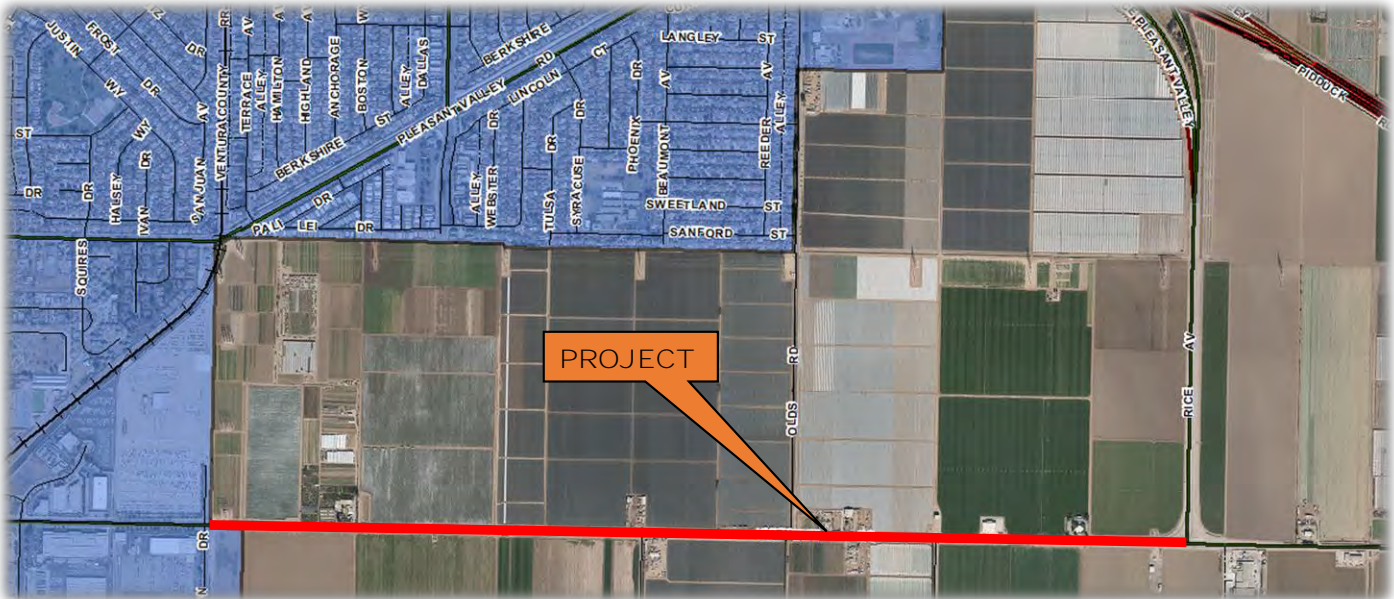
Prepared by: Glenn Derossett

Date: 1/30/2023

**VENTURA COUNTY PUBLIC WORKS AGENCY**  
**ROADS & TRANSPORTATION**

Project Name: Hueneme Road Widening - Phase I Project No.: 50629  
 Supervisorial District: 5 Zone: Unincorporated Area: X City of: Oxnard

**LOCATION MAP**



**SCOPE OF WORK AND OBJECTIVE**

Widening Hueneme Road from two lanes to four lanes - Environmental Services

**ESTIMATED COST PER FISCAL YEAR**

Category	Prev Yrs	2023-24	2024-25	2025-2026	2026-27	2027-28
Design:	\$ 200,000	\$ 600,000	\$ 300,000	\$ 400,000	\$ 200,000	\$ -
Right of Way:	\$ -	\$ -	\$ 600,000	\$ 600,000	\$ -	\$ -
Con. Eng/Insp.	\$ -	\$ -	\$ -	\$ -	\$ -	\$ -
Construction:	\$ -	\$ -	\$ -	\$ -	\$ -	\$ -
*Miscellaneous:						
Fiscal Year Total:	\$ 200,000	\$ 600,000	\$ 900,000	\$ 1,000,000	\$ 200,000	\$ -
Total Estimated Cost:		\$ 2,700,000				

**ENVIRONMENTAL REQUIREMENTS**

Cat. Ex. Neg. Dec. EIR/EIS ☒ Date Completed: Date Filed:

**REMARKS**

Project Funded by Highway Infrastructure Program (HIP - Federal Grant) and Traffic Impact Mitigation Fee Program (TIMF).

Prepared by: Glenn Derossett

Date: 1/30/2023

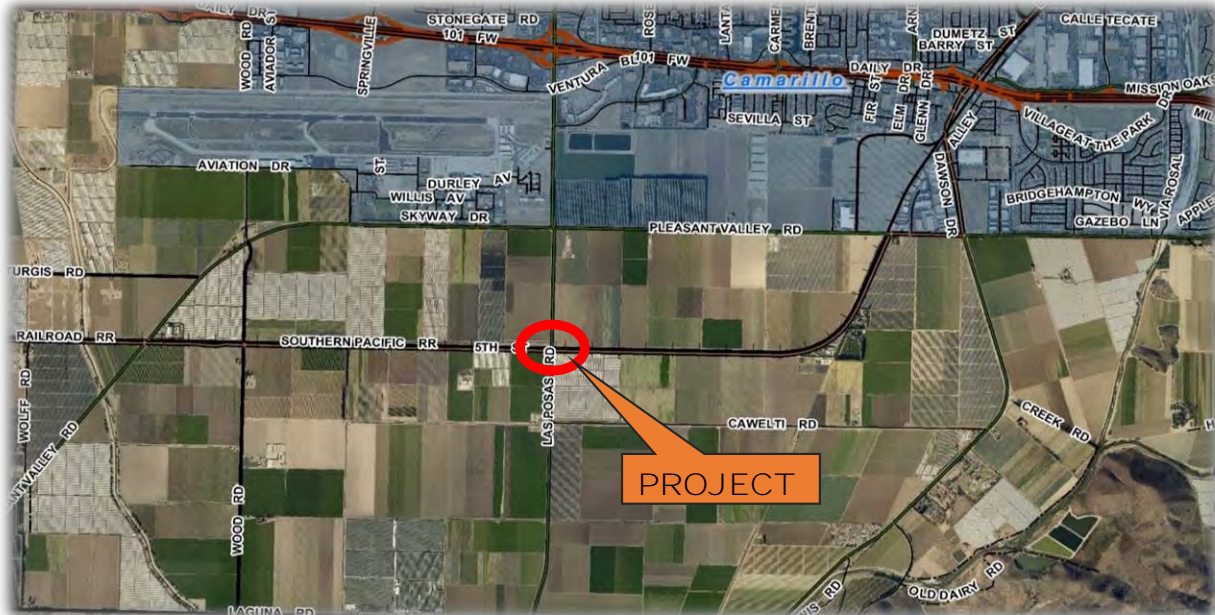


**VENTURA COUNTY PUBLIC WORKS AGENCY**  
**ROADS & TRANSPORTATION**

Project Name: Las Posas at East Fifth Street Improvements Project No.: 50564

Supervisory District: 5 Zone: Unincorporated Area: X City of:

**LOCATION MAP**



**SCOPE OF WORK AND OBJECTIVE**

Intersection Improvements, bike lanes, right turn lane, drainage improvements, railroad crossing improvements and signal modifications.

**ESTIMATED COST PER FISCAL YEAR**

Category	Prev Yrs	2023-24	2024-25	2025-2026	2026-27	2027-28
Design:	\$ 308,000	\$ 400,000	\$ 200,000	\$ -	\$ -	\$ -
Right of Way:	\$ 9,159	\$ -	\$ 250,000	\$ -	\$ -	\$ -
Con. Eng/Insp.	\$ -	\$ -	\$ -	\$ 450,000	\$ -	\$ -
Construction:	\$ -	\$ -	\$ -	\$ 3,000,000	\$ -	\$ -
*Miscellaneous:						
Fiscal Year Total:	\$ 317,159	\$ 400,000	\$ 450,000	\$ 3,450,000	\$ -	\$ -
Total Estimated Cost:		\$				4,300,000

**ENVIRONMENTAL REQUIREMENTS**

Cat. Ex. ☒ Neg. Dec. ☐ EIR/EIS ☐ Date Completed:  Date Filed:

**REMARKS**

Project Funded by Railway-Highway Crossings - Section 130 Program (State Grant).

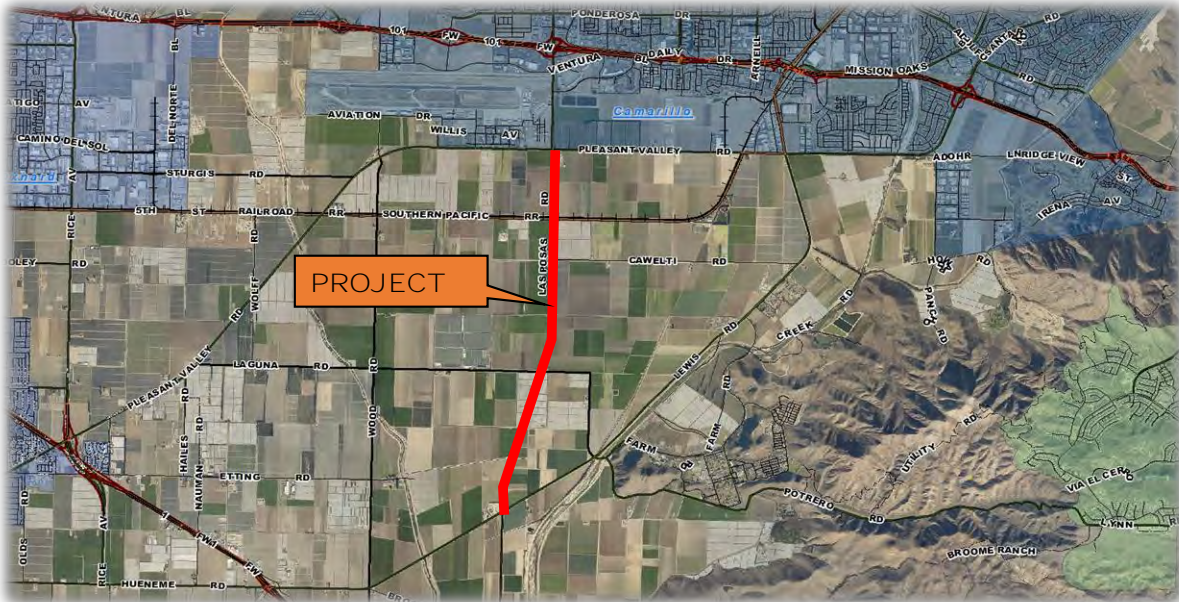
Prepared by: Glenn Derossett

Date: 1/30/2023

**VENTURA COUNTY PUBLIC WORKS AGENCY**  
**ROADS & TRANSPORTATION**

Project Name: Las Posas Road Widening (SMP Priority Rank # 8) Project No.: NA  
 Supervisorial District: 5 Zone: Unincorporated Area: X City of: Camarillo

**LOCATION MAP**



**SCOPE OF WORK AND OBJECTIVE**

Hueneme Road to Pleasant Valley Road - Widen to 4 lanes including bike lanes to improve traffic safety and bicycle safety (Feasibility Study).

**ESTIMATED COST PER FISCAL YEAR**

Category	Prev Yrs	2023-24	2024-25	2025-2026	2026-27	2027-28
Design:	\$ -	\$ -	\$ -	\$ -	\$ -	\$ 200,000
Right of Way:	\$ -	\$ -	\$ -	\$ -	\$ -	\$ -
Con. Eng/Insp.	\$ -	\$ -	\$ -	\$ -	\$ -	\$ -
Construction:	\$ -	\$ -	\$ -	\$ -	\$ -	\$ -
*Miscellaneous:						
Fiscal Year Total:	\$ -	\$ -	\$ -	\$ -	\$ -	\$ 200,000
Total Estimated Cost:		\$				200,000

**ENVIRONMENTAL REQUIREMENTS**

Cat. Ex. ☐ Neg. Dec. ☐ EIR/EIS ☒ Date Completed: \_\_\_\_\_ Date Filed: \_\_\_\_\_

**REMARKS**

Project Funded by Traffic Impact Mitigation Fee Program (TIMF).



**VENTURA COUNTY PUBLIC WORKS AGENCY**  
**ROADS & TRANSPORTATION**

Project Name: Lewis Road - Slope Protection Project No.: 50615

Supervisory District: 5 Zone: Unincorporated Area: X City of:

**LOCATION MAP**



**SCOPE OF WORK AND OBJECTIVE**

Armoring of the slope on the east side of Lewis Road, removal of existing down drains and appurtenant work.

**ESTIMATED COST PER FISCAL YEAR**

Category	Prev Yrs	2023-24	2024-25	2025-2026	2026-27	2027-28
Design:	\$ 70,000	\$ 50,000	\$ -	\$ -	\$ -	\$ -
Right of Way:	\$ 3,152	\$ 10,000	\$ -	\$ -	\$ -	\$ -
Con. Eng/Insp.	\$ -	\$ 30,000	\$ 105,000	\$ -	\$ -	\$ -
Construction:	\$ -	\$ 200,000	\$ 700,000	\$ -	\$ -	\$ -
*Miscellaneous:						
Fiscal Year Total:	\$ 73,152	\$ 290,000	\$ 805,000	\$ -	\$ -	\$ -
Total Estimated Cost:		\$ 1,095,000				

**ENVIRONMENTAL REQUIREMENTS**

Cat. Ex. ☒ Neg. Dec. ☐ EIR/EIS ☐ Date Completed: Date Filed:

**REMARKS**

Project Funded by Road Fund.

Prepared by: Glenn Derossett

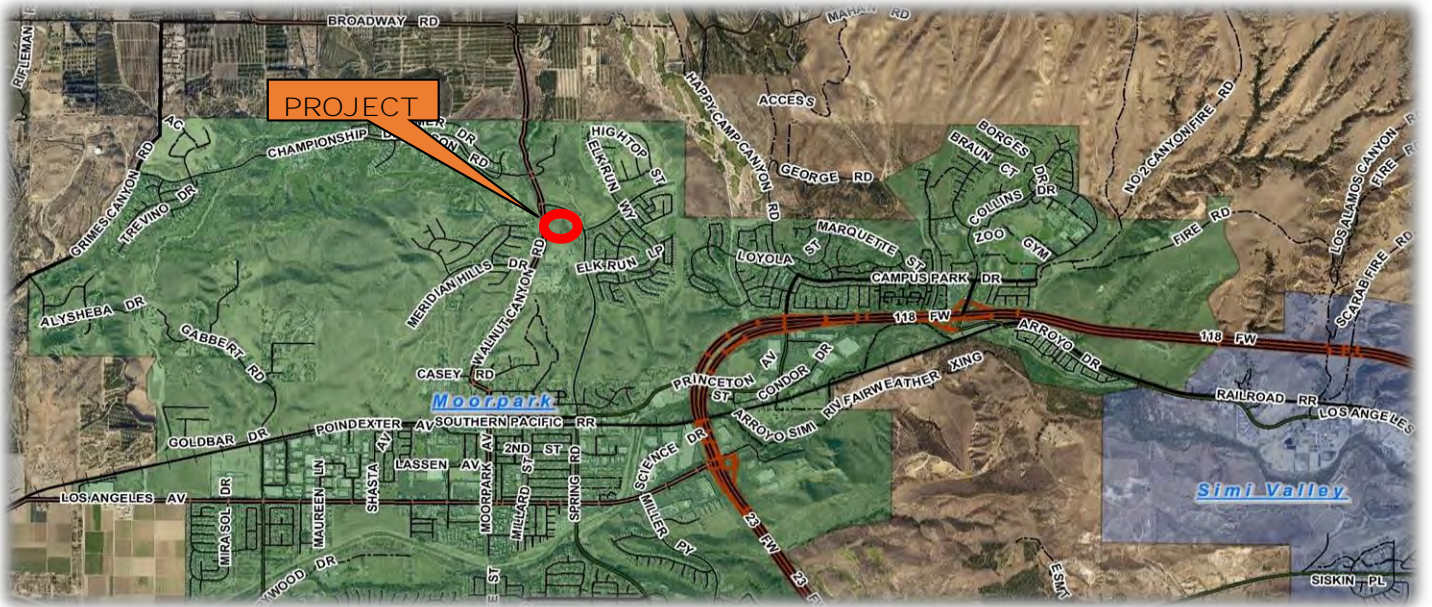
Date: 1/30/2023

**VENTURA COUNTY PUBLIC WORKS AGENCY**  
**ROADS & TRANSPORTATION**

Project Name: Moorpark Operations Yard Upgrade Project No.: P6T14407

Supervisory District: 4 Zone: Unincorporated Area: X City of: Moorpark

**LOCATION MAP**



**SCOPE OF WORK AND OBJECTIVE**

Reconstruct the aging and deficient Moorpark Operations Yard facilities to meet current safety requirements.

**ESTIMATED COST PER FISCAL YEAR**

Category	Prev Yrs	2023-24	2024-25	2025-2026	2026-27	2027-28
Design:	\$ 69,099	\$ 2,500,000	\$ 2,500,000	\$ -	\$ -	\$ -
Right of Way:	\$ -	\$ -	\$ 1,000,000	\$ -	\$ -	\$ -
Con. Eng/Insp.	\$ -	\$ -	\$ -	\$ 1,000,000	\$ -	\$ -
Construction:	\$ -	\$ -	\$ -	\$14,000,000	\$ -	\$ -
*Miscellaneous:						
Fiscal Year Total:	\$ 69,099	\$ 2,500,000	\$ 3,500,000	\$15,000,000	\$ -	\$ -
Total Estimated Cost:		\$ 21,000,000				

**ENVIRONMENTAL REQUIREMENTS**

Cat. Ex. ☒ Neg. Dec. ☐ EIR/EIS ☐ Date Completed: \_\_\_\_\_ Date Filed: \_\_\_\_\_

**REMARKS**

Design and Construction of the Moorpark Operations Yard Upgrade will be carried out jointly with PWA's Watershed Protection District and Roads & Transportation. Project Funded by Road Fund and other financing options.

Prepared by: Glenn Derossett

Date: 1/30/2023



**VENTURA COUNTY PUBLIC WORKS AGENCY****ROADS & TRANSPORTATION**

Project Name: Nonmotorized Transportation Program (Pedestrian & Bike Lane Projects) Project No.: Varies  
Supervisory District: All Zone: Unincorporated Area: X City of:

**LOCATION MAP**

<u>Project Name:</u>	<u>Location:</u>	<u>Anticipated Year of Completion</u>
Active Transportation Plan	Countywide study to evaluate multi-modal needs in the County.	2025
Countywide Bike & Pedestrian Improvements	Projected improvements based on ATP study.	2024-28
Norway Tract Sidewalks	Sidewalk Repair in the Norway Tract Area	2024
Regional Bike Routes - Category B and C Bike Lanes	Various locations within the County to construct regional bike routes.	2024-28
Transit Improvements County Wide	Bus stop improvements at various locations within the County.	2024-28

**SCOPE OF WORK AND OBJECTIVE**

Various locations - pedestrian and bicycle improvements.

**ESTIMATED COST PER FISCAL YEAR**

Category	Prev Yrs	2023-24	2024-25	2025-26	2026-27	2027-28
Design:	\$ 87,409	\$ 367,591	\$ 880,000	\$ 420,000	\$ 380,000	\$ 330,000
Right of Way:	\$ -	\$ -	\$ -	\$ -	\$ -	\$ -
Con. Eng/Insp.	\$ 10,000	\$ 25,000	\$ 15,000	\$ 440,000	\$ 405,000	\$ 365,000
Construction:	\$ 60,000	\$ 165,000	\$ 105,000	\$ 3,169,000	\$ 3,311,000	\$ 2,927,000
*Miscellaneous:						
Fiscal Year Total:	\$ 157,409	\$ 557,591	\$ 1,000,000	\$ 4,029,000	\$ 4,096,000	\$ 3,622,000
Total Estimated Cost:		\$ 13,304,591				

**ENVIRONMENTAL REQUIREMENTS**

Cat. Ex. X Neg. Dec. X EIR/EIS Date Completed: Date Filed:

**REMARKS**

Funded by Road Fund, Active Transportation Program (ATP - State Grant), Assigned Program Mitigation Funds for Bike Lanes, and Article 4-TDA.

Prepared by: Glenn Derossett

Date: 1/30/2023

**VENTURA COUNTY PUBLIC WORKS AGENCY**  
**ROADS & TRANSPORTATION**

Project Name: Olivas Park Drive Widening (SMP Priority Rank # 9) Project No.: NA

Supervisory District: 1 Zone: Unincorporated Area: X City of: Ventura

**LOCATION MAP**



**SCOPE OF WORK AND OBJECTIVE**

Widen Olivas Park Drive to 4 lanes from Telephone Road to Seaborg Drive to improve traffic safety. This is a multi-jurisdictional project (Feasibility Study).

**ESTIMATED COST PER FISCAL YEAR**

Category	Prev Yrs	2023-24	2024-25	2025-2026	2026-27	2027-28
Design:	\$ -	\$ -	\$ -	\$ -	\$ -	\$ 200,000
Right of Way:	\$ -	\$ -	\$ -	\$ -	\$ -	\$ -
Con. Eng/Insp.	\$ -	\$ -	\$ -	\$ -	\$ -	\$ -
Construction:	\$ -	\$ -	\$ -	\$ -	\$ -	\$ -
*Miscellaneous:						
Fiscal Year Total:	\$ -	\$ -	\$ -	\$ -	\$ -	\$ 200,000
Total Estimated Cost:		\$				200,000

**ENVIRONMENTAL REQUIREMENTS**

Cat. Ex. ☐ Neg. Dec. ☐ EIR/EIS ☒ Date Completed: \_\_\_\_\_ Date Filed: \_\_\_\_\_

**REMARKS**

Project Funded by Traffic Impact Mitigation Fee Program (TIMF).

Prepared by: Glenn Derossett

Date: 1/30/2023

**VENTURA COUNTY PUBLIC WORKS AGENCY****ROADS & TRANSPORTATION**Project Name: Pavement Resurfacing Program Project No.: Varies

Supervisory District: All Zone: Unincorporated Area: X City of:

**LOCATION MAP**

<u>Project Name:</u>	<u>Location:</u>	<u>Anticipated Year of Completion</u>
Pavement Resurfacing - Priority 1	Various Roads.	2024
Pavement Resurfacing - Priority 2	Various Roads.	2025
Pavement Resurfacing - Priority 3	Various Roads.	2026
Pavement Resurfacing - Priority 4	Various Roads.	2027
Pavement Resurfacing - Priority 5	Various Roads.	2028

**SCOPE OF WORK AND OBJECTIVE**

Resurface various roads throughout the County in various thicknesses and treatments in order to strengthen, reclaim, modernize and extend the life of County roads.

**ESTIMATED COST PER FISCAL YEAR**

Category	Prev Yrs	2023-24	2024-25	2025-26	2026-27	2027-28
Design:		\$ 150,000	\$ 150,000	\$ 150,000	\$ 150,000	\$ 150,000
Right of Way:		\$ -	\$ -	\$ -	\$ -	\$ -
Con. Eng/Insp.		\$ 250,000	\$ 250,000	\$ 250,000	\$ 250,000	\$ 250,000
Construction:		\$ 8,600,000	\$ 8,600,000	\$ 8,600,000	\$ 8,600,000	\$ 8,600,000
*Miscellaneous:						
Fiscal Year Total:		\$ 9,000,000	\$ 9,000,000	\$ 9,000,000	\$ 9,000,000	\$ 9,000,000
Total Estimated Cost:		\$ 45,000,000				

**ENVIRONMENTAL REQUIREMENTS**

Cat. Ex. X Neg. Dec. EIR/EIS Date Completed:                      Date Filed:                     

**REMARKS**

Funded by Road Fund, Rubberized Asphalt Concrete Program (RAC - State Grant), and SB1-Road Maintenance and Rehabilitation Account.



Prepared by: Glenn Derossett

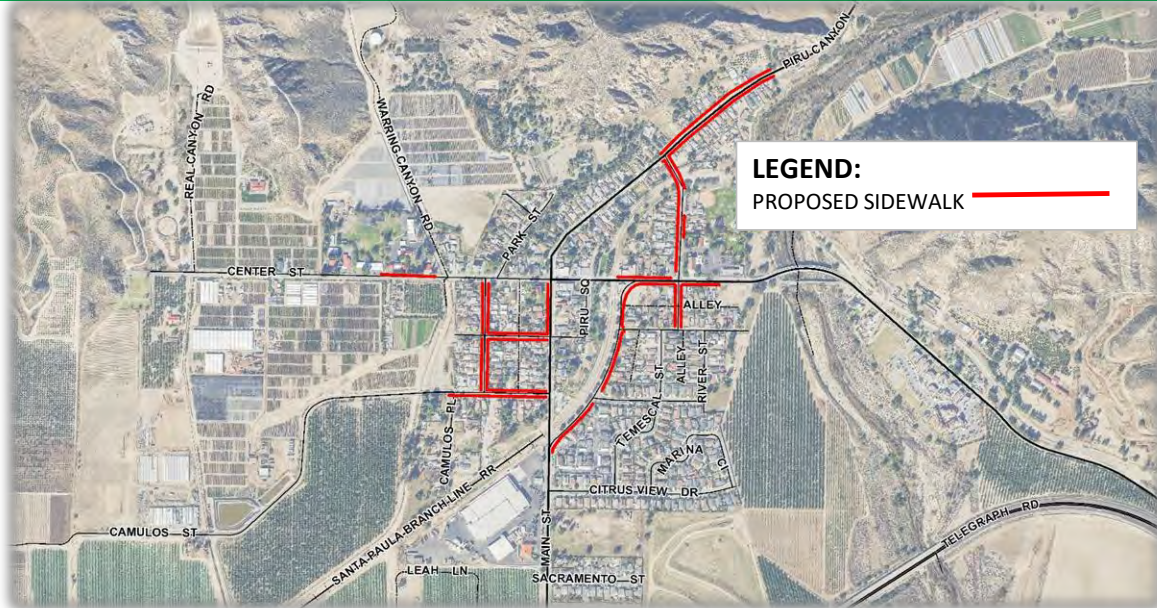
Date: 1/30/2023

**VENTURA COUNTY PUBLIC WORKS AGENCY**  
**ROADS & TRANSPORTATION**

Project Name: Piru Pedestrian Improvements Project No.: NA

Supervisory District: 3 Zone: Unincorporated Area: X City of:

**LOCATION MAP**



**SCOPE OF WORK AND OBJECTIVE**

Pedestrian improvements various locations in the Piru Area.

**ESTIMATED COST PER FISCAL YEAR**

Category	Prev Yrs	2023-24	2024-25	2025-2026	2026-27	2027-28
Design:	\$ -	\$ 200,000	\$ 390,000	\$ -	\$ -	\$ -
Right of Way:	\$ -	\$ -	\$ -	\$ -	\$ -	\$ -
Con. Eng/Insp.	\$ -	\$ -	\$ -	\$ -	\$ 373,040	\$ -
Construction:	\$ -	\$ -	\$ -	\$ -	\$ 2,486,960	\$ -
*Miscellaneous:						
Fiscal Year Total:	\$ -	\$ 200,000	\$ 390,000	\$ -	\$ 2,860,000	\$ -
Total Estimated Cost:		\$				3,450,000

**ENVIRONMENTAL REQUIREMENTS**

Cat. Ex. ☒ Neg. Dec. ☒ EIR/EIS Date Completed: Date Filed:

**REMARKS**

Project Funded by Active Transportation Program (ATP - State Grant).

Prepared by: Glenn Derossett

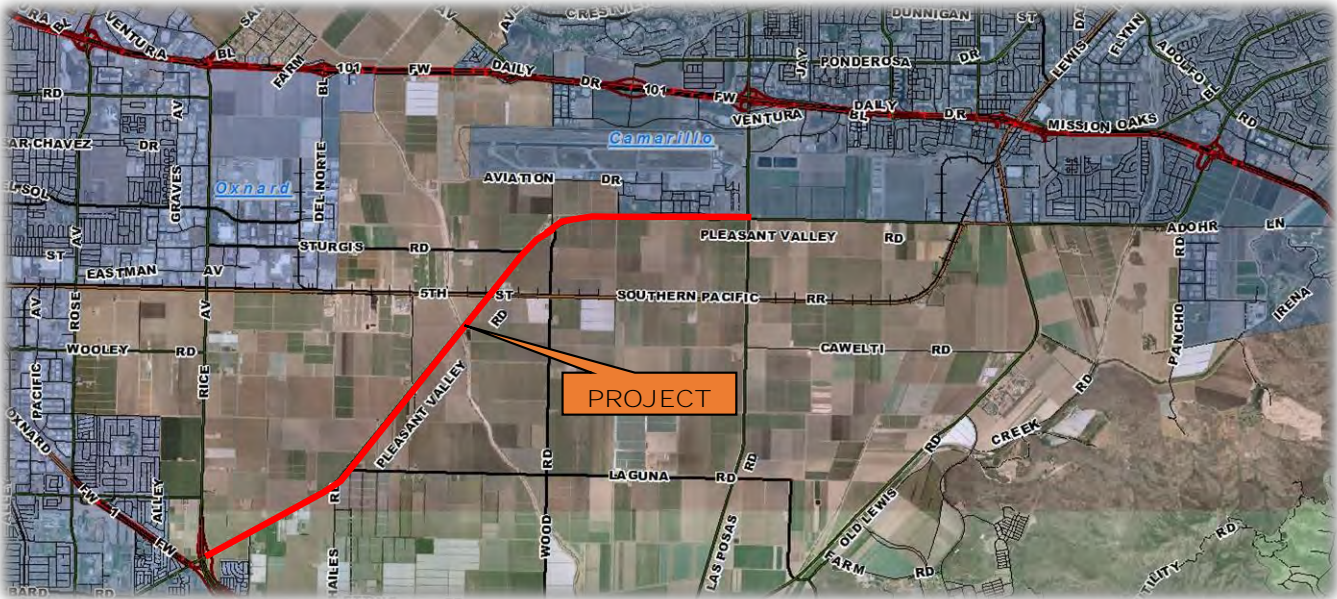
Date: 1/30/2023



**VENTURA COUNTY PUBLIC WORKS AGENCY**  
**ROADS & TRANSPORTATION**

Project Name: Pleasant Valley Road Widening (SMP Priority Rank # 6) Project No.: NA  
 Supervisorial District: 3,5 Zone: Unincorporated Area: X City of: Camarillo

**LOCATION MAP**



**SCOPE OF WORK AND OBJECTIVE**

Rice Avenue to Camarillo C/L - Widen to 4 lanes (Feasibility Study).

**ESTIMATED COST PER FISCAL YEAR**

Category	Prev Yrs	2023-24	2024-25	2025-26	2026-27	2027-28
Design:	\$ -	\$ -	\$ -	\$ -	\$ 200,000	\$ -
Right of Way:	\$ -	\$ -	\$ -	\$ -	\$ -	\$ -
Con. Eng/Insp.	\$ -	\$ -	\$ -	\$ -	\$ -	\$ -
Construction:	\$ -	\$ -	\$ -	\$ -	\$ -	\$ -
*Miscellaneous:						
Fiscal Year Total:	\$ -	\$ -	\$ -	\$ -	\$ 200,000	\$ -
Total Estimated Cost:		\$ 200,000				

**ENVIRONMENTAL REQUIREMENTS**

Cat. Ex. ☐ Neg. Dec. ☐ EIR/EIS ☒ Date Completed: \_\_\_\_\_ Date Filed: \_\_\_\_\_

**REMARKS**

Project Funded by Traffic Impact Mitigation Fee Program (TIMF).

**VENTURA COUNTY PUBLIC WORKS AGENCY****ROADS & TRANSPORTATION**

Project Name: Preliminary Engineering/Feasibility Studies

Project No.: NA

Supervisory District: All

Zone:

Unincorporated Area: X

City of:

**LOCATION MAP****SCOPE OF WORK AND OBJECTIVE**

Various locations feasibility study in order to prepare and apply for Federal/State Grants.

**ESTIMATED COST PER FISCAL YEAR**

Category	Prev Yrs	2023-24	2024-25	2025-26	2026-27	2027-28
Design:	\$ -	\$ 150,000	\$ 100,000	\$ 100,000	\$ 100,000	\$ 100,000
Right of Way:	\$ -	\$ -	\$ -	\$ -	\$ -	\$ -
Con. Eng/Insp.	\$ -	\$ -	\$ -	\$ -	\$ -	\$ -
Construction:	\$ -	\$ -	\$ -	\$ -	\$ -	\$ -
*Miscellaneous:						
Fiscal Year Total:	\$ -	\$ 150,000	\$ 100,000	\$ 100,000	\$ 100,000	\$ 100,000
Total Estimated Cost:		\$ 550,000				

**ENVIRONMENTAL REQUIREMENTS**

Cat. Ex. ☒ Neg. Dec. ☐ EIR/EIS ☐ Date Completed:  Date Filed:

**REMARKS**

Project Funded by Road Fund

Prepared by: Glenn Derossett

Date: 1/30/2023

**VENTURA COUNTY PUBLIC WORKS AGENCY**  
**ROADS & TRANSPORTATION**

Project Name: Rose Avenue Bike Lanes (Collins St - Simon Wy) Project No.: 50621

Supervisory District: 3 Zone: Unincorporated Area: X City of: Oxnard

**LOCATION MAP**



**SCOPE OF WORK AND OBJECTIVE**

Construct Class II Bike Lanes on Rose Avenue from Collins Street to Simon Way.

**ESTIMATED COST PER FISCAL YEAR**

Category	Prev Yrs	2023-24	2024-25	2025-26	2026-27	2027-28
Design:	\$ 120,000	\$ 200,000	\$ 100,000	\$ 75,000	\$ -	\$ -
Right of Way:	\$ 5,700	\$ -	\$ 50,000	\$ 50,000	\$ -	\$ -
Con. Eng/Insp.	\$ -	\$ -	\$ -	\$ -	\$ 412,500	\$ -
Construction:	\$ -	\$ -	\$ -	\$ -	\$ 2,750,000	\$ -
*Miscellaneous:						
Fiscal Year Total:	\$ 125,700	\$ 200,000	\$ 150,000	\$ 125,000	\$ 3,162,500	\$ -
Total Estimated Cost:		\$				3,637,500

**ENVIRONMENTAL REQUIREMENTS**

Cat. Ex. ☒ Neg. Dec. ☐ EIR/EIS ☐ Date Completed: \_\_\_\_\_ Date Filed: \_\_\_\_\_

**REMARKS**

Funded by Road Fund and Assigned Program Mitigation Funds for Bike Lanes.

Prepared by: Glenn Derossett

Date: 1/30/2023

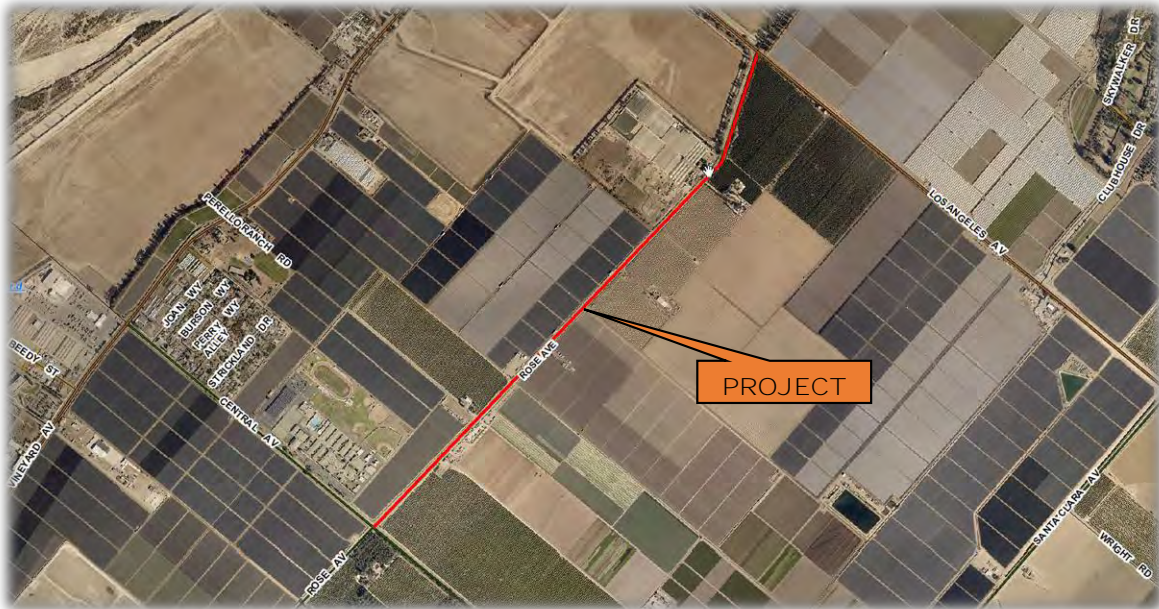


**VENTURA COUNTY PUBLIC WORKS AGENCY**  
**ROADS & TRANSPORTATION**

Project Name: Rose Avenue Bike Lanes (Central Ave to SR 118) Project No.: 50623

Supervisory District: 3 Zone: Unincorporated Area: X City of:

**LOCATION MAP**



**SCOPE OF WORK AND OBJECTIVE**

Construct Class II Bike Lanes on Rose Avenue from Central Avenue to SR 118.

**ESTIMATED COST PER FISCAL YEAR**

Category	Prev Yrs	2023-24	2024-25	2025-26	2026-27	2027-28
Design:	\$ 130,000	\$ 200,000	\$ 100,000	\$ 75,000	\$ -	\$ -
Right of Way:	\$ 6,000	\$ -	\$ 50,000	\$ 50,000	\$ -	\$ -
Con. Eng/Insp.	\$ -	\$ -	\$ -	\$ -	\$ 412,500	\$ -
Construction:	\$ -	\$ -	\$ -	\$ -	\$ 2,750,000	\$ -
*Miscellaneous:						
Fiscal Year Total:	\$ 136,000	\$ 200,000	\$ 150,000	\$ 125,000	\$ 3,162,500	\$ -
Total Estimated Cost:		\$				3,637,500

**ENVIRONMENTAL REQUIREMENTS**

Cat. Ex. ☒ Neg. Dec. ☐ EIR/EIS ☐ Date Completed:  Date Filed:

**REMARKS**

Project Funded by Road and pursuing State Grant Funding for construction phase.

Prepared by: Glenn Derossett

Date: 1/30/2023



**VENTURA COUNTY PUBLIC WORKS AGENCY****ROADS & TRANSPORTATION**

Project Name: Rumble Strip and Curve Warning Sign Project

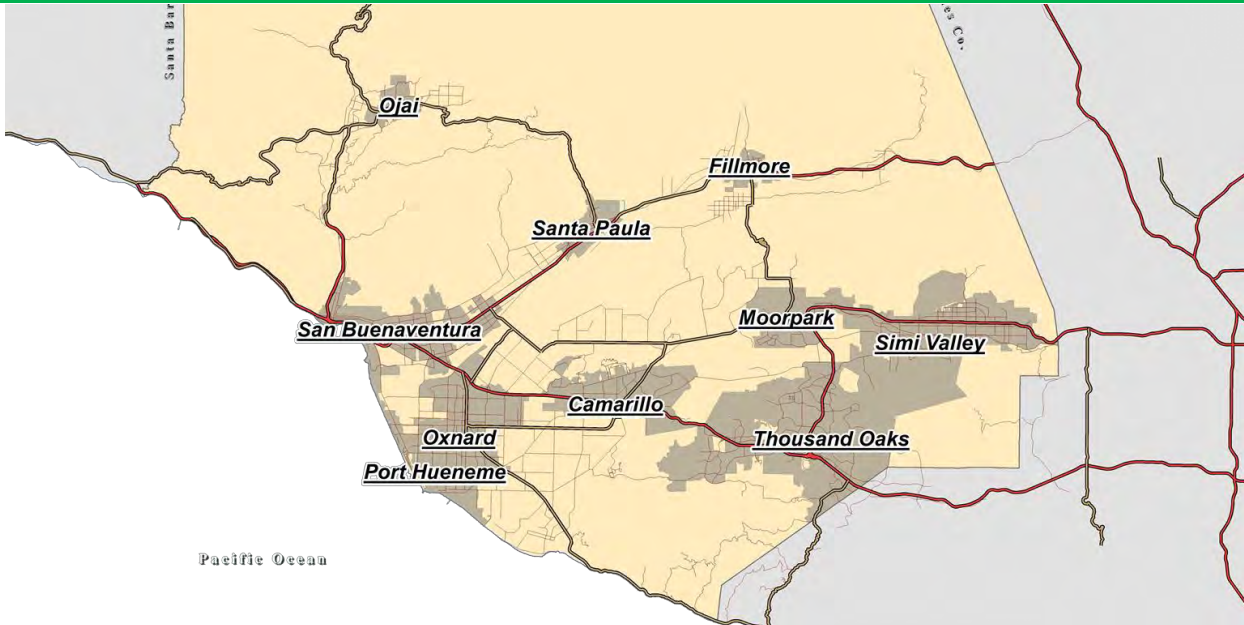
Project No.: NA

Supervisory District: All

Zone:

Unincorporated Area: X

City of:

**LOCATION MAP****SCOPE OF WORK AND OBJECTIVE**

Various locations throughout the County to improve safety.

**ESTIMATED COST PER FISCAL YEAR**

Category	Prev Yrs	2023-24	2024-25	2025-26	2026-27	2027-28
Design:	\$ -	\$ -	\$ 700,000	\$ 700,000	\$ -	\$ -
Right of Way:	\$ -	\$ -	\$ -	\$ -	\$ -	\$ -
Con. Eng/Insp.	\$ -	\$ -	\$ -	\$ -	\$ -	\$ -
Construction:	\$ -	\$ -	\$ -	\$ -	\$ 8,887,800	\$ -
*Miscellaneous:						
Fiscal Year Total:	\$ -	\$ -	\$ 700,000	\$ 700,000	\$ 8,887,800	\$ -
Total Estimated Cost:		\$ 10,287,800				

**ENVIRONMENTAL REQUIREMENTS**

Cat. Ex. ☒ Neg. Dec. ☐ EIR/EIS ☐ Date Completed:  Date Filed:

**REMARKS**

Project Funded by Highway Safety Improvement Program (HSIP - Federal Grant)

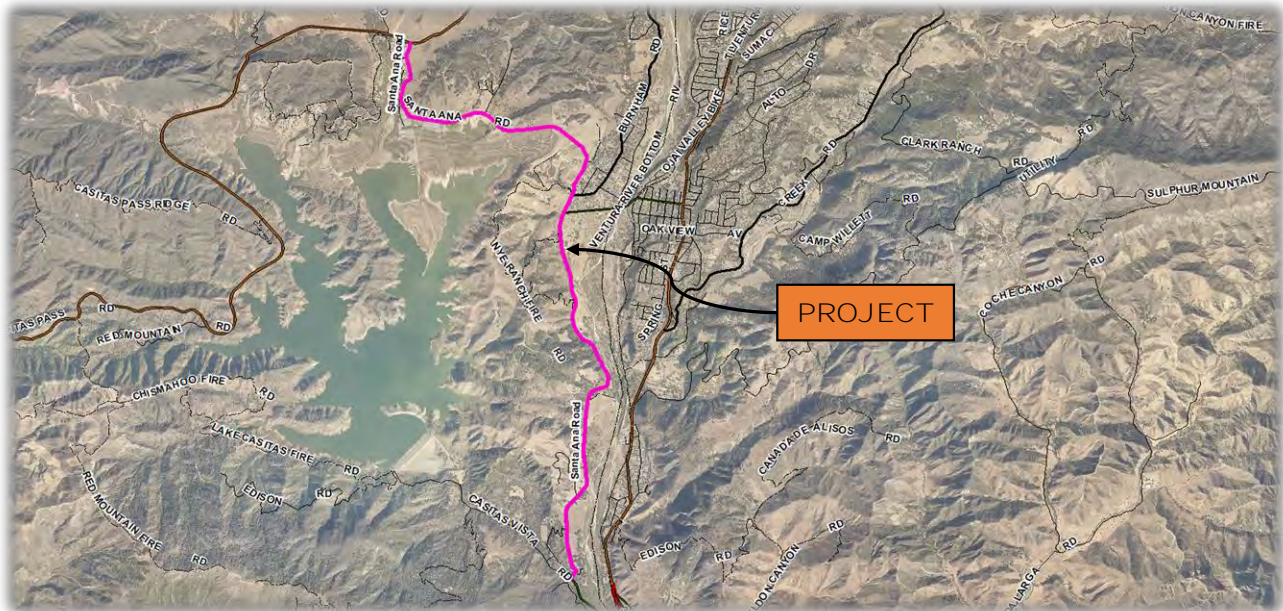
Prepared by: Glenn Derosssett

Date: 1/30/2023

**VENTURA COUNTY PUBLIC WORKS AGENCY**  
**ROADS & TRANSPORTATION**

Project Name: Santa Ana Road Slope Stabilization Project No.: 50603  
 Supervisorial District: 1 Zone: Unincorporated Area: X City of:

**LOCATION MAP**



**SCOPE OF WORK AND OBJECTIVE**

Various locations along Santa Ana Road to mitigate for future damages as a result of fire and/or storm damage.

**ESTIMATED COST PER FISCAL YEAR**

Category	Prev Yrs	2023-24	2024-25	2025-26	2026-27	2027-28
Design:	\$ 40,000	\$ 25,000	\$ 25,000	\$ -	\$ -	\$ -
Right of Way:	\$ 2,242	\$ -	\$ -	\$ -	\$ -	\$ -
Con. Eng/Insp.	\$ -	\$ -	\$ 100,000	\$ 150,000	\$ -	\$ -
Construction:	\$ -	\$ -	\$ 400,000	\$ 1,000,000	\$ -	\$ -
*Miscellaneous:						
Fiscal Year Total:	\$ 42,242	\$ 25,000	\$ 525,000	\$ 1,150,000	\$ -	\$ -
Total Estimated Cost:		\$ 1,700,000				

**ENVIRONMENTAL REQUIREMENTS**

Cat. Ex. X Neg. Dec. EIR/EIS Date Completed: Date Filed:

**REMARKS**

Project funded by Road Fund, to be reimbursed by settlement funds received from Southern California Edison.

Prepared by: Glenn Derossett

Date: 1/30/2023



**VENTURA COUNTY PUBLIC WORKS AGENCY**  
**ROADS & TRANSPORTATION**

Project Name: Santa Clara Ave Widening (SMP Priority Rank # 3) Project No.: NA

Supervisory District: 3 Zone: Unincorporated Area: X City of: Oxnard

**LOCATION MAP**



**SCOPE OF WORK AND OBJECTIVE**

Oxnard City Limits to Highway 118 - Widen to 4 lanes (Feasibility Study).

**ESTIMATED COST PER FISCAL YEAR**

Category	Prev Yrs	2023-24	2024-25	2025-26	2026-27	2027-28
Design:	\$ -	\$ 200,000	\$ -	\$ -	\$ -	\$ -
Right of Way:	\$ -	\$ -	\$ -	\$ -	\$ -	\$ -
Con. Eng/Insp.	\$ -	\$ -	\$ -	\$ -	\$ -	\$ -
Construction:	\$ -	\$ -	\$ -	\$ -	\$ -	\$ -
*Miscellaneous:						
Fiscal Year Total:	\$ -	\$ 200,000	\$ -	\$ -	\$ -	\$ -
Total Estimated Cost:		\$ 200,000				

**ENVIRONMENTAL REQUIREMENTS**

Cat. Ex.      Neg. Dec.      EIR/EIS      ☒      Date Completed:      Date Filed:

**REMARKS**

Project Funded by Traffic Impact Mitigation Fee Program (TIMF)

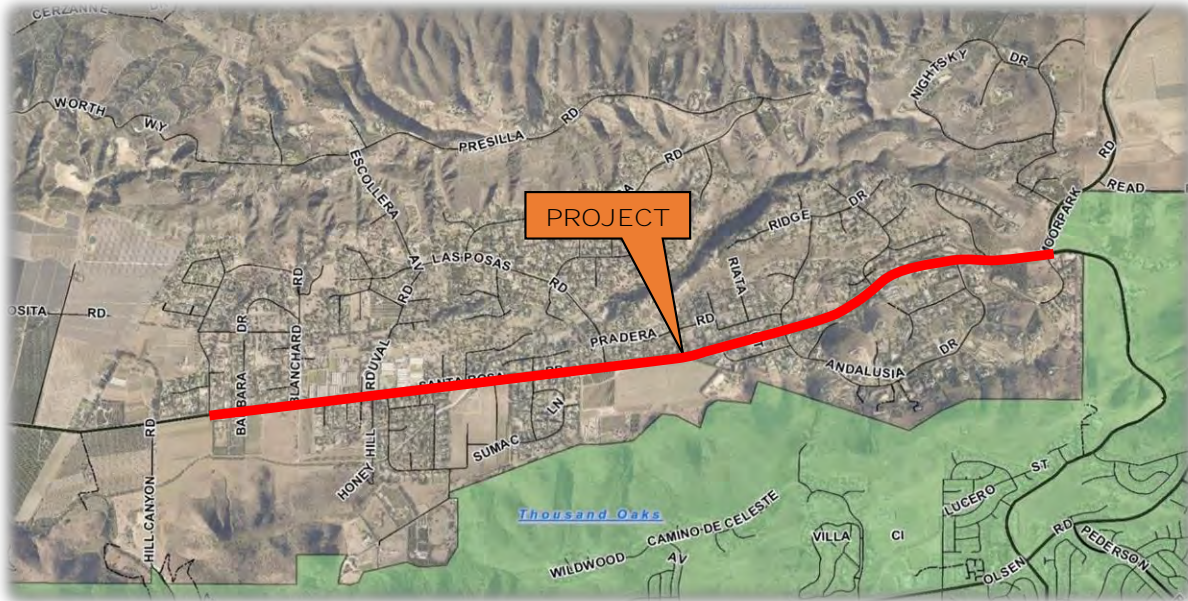
Prepared by: Glenn Derossett

Date: 1/30/2023

**VENTURA COUNTY PUBLIC WORKS AGENCY**  
**ROADS & TRANSPORTATION**

Project Name: Santa Rosa Bike Lanes and Pedestrian Improvements Project No.: 50622  
 Supervisorial District: 2 Zone: Unincorporated Area: X City of: Thousand Oaks

**LOCATION MAP**



**SCOPE OF WORK AND OBJECTIVE**

Construction of bike lanes, relocation/removal of guardrail and rumble strips and appurtenant work on Santa Rosa Road from Yucca Drive to Moorpark Road.

**ESTIMATED COST PER FISCAL YEAR**

Category	Prev Yrs	2023-24	2024-25	2025-26	2026-27	2027-28
Design:	\$ 100,000	\$ 100,000	\$ -	\$ -	\$ -	\$ -
Right of Way:	\$ 500	\$ -	\$ -	\$ -	\$ -	\$ -
Con. Eng/Insp.	\$ -	\$ 165,000	\$ -	\$ -	\$ -	\$ -
Construction:	\$ -	\$ 1,100,000	\$ -	\$ -	\$ -	\$ -
*Miscellaneous:						
Fiscal Year Total:	\$ 100,500	\$ 1,365,000	\$ -	\$ -	\$ -	\$ -
Total Estimated Cost:		\$				1,365,000

**ENVIRONMENTAL REQUIREMENTS**

Cat. Ex. X Neg. Dec. EIR/EIS Date Completed: Date Filed:

**REMARKS**

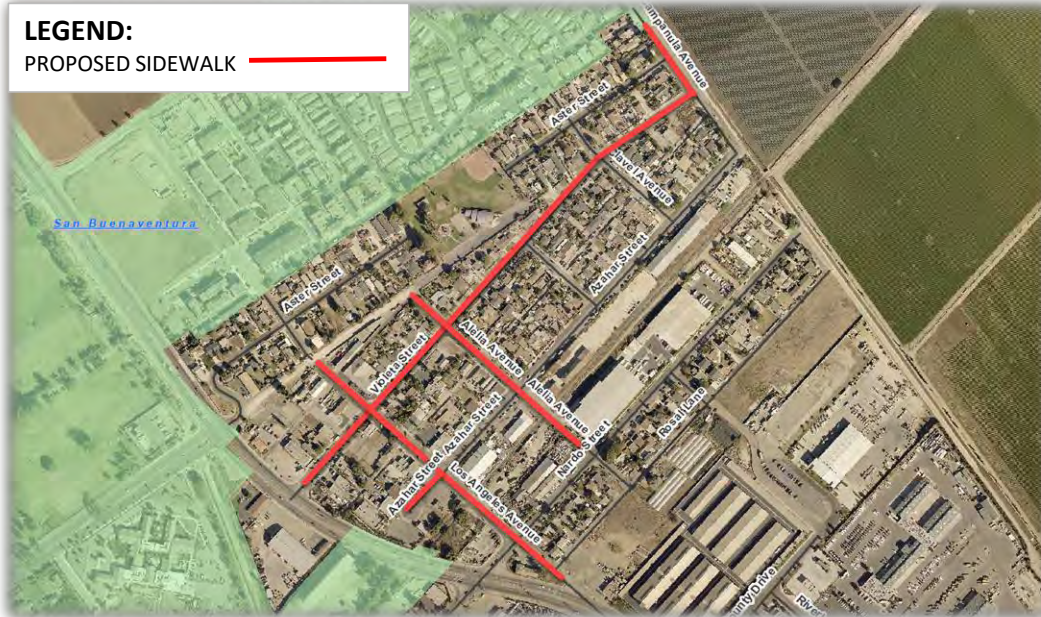
Project Funded by Road Fund and Active Transportation Program (ATP - State Grant).



**VENTURA COUNTY PUBLIC WORKS AGENCY**  
**ROADS & TRANSPORTATION**

Project Name: Saticoy Pedestrian Improvements Project No.: NA  
 Supervisorial District: 1 Zone: Unincorporated Area: X City of: Ventura

**LOCATION MAP**



**SCOPE OF WORK AND OBJECTIVE**

Pedestrian improvements various locations in the Saticoy Area.

**ESTIMATED COST PER FISCAL YEAR**

Category	Prev Yrs	2023-24	2024-25	2025-26	2026-27	2027-28
Design:	\$ -	\$ 225,000	\$ 400,000	\$ -	\$ -	\$ -
Right of Way:	\$ -	\$ -	\$ -	\$ -	\$ -	\$ -
Con. Eng/Insp.	\$ -	\$ -	\$ -	\$ -	\$ 374,610	\$ -
Construction:	\$ -	\$ -	\$ -	\$ -	\$ 2,497,390	\$ -
*Miscellaneous:						
Fiscal Year Total:	\$ -	\$ 225,000	\$ 400,000	\$ -	\$ 2,872,000	\$ -
Total Estimated Cost:		\$ 3,497,000				

**ENVIRONMENTAL REQUIREMENTS**

Cat. Ex. X Neg. Dec. EIR/EIS Date Completed: Date Filed:

**REMARKS**

Project Funded by Active Transportation Program (ATP - State Grant).

Prepared by: Glenn Derosssett

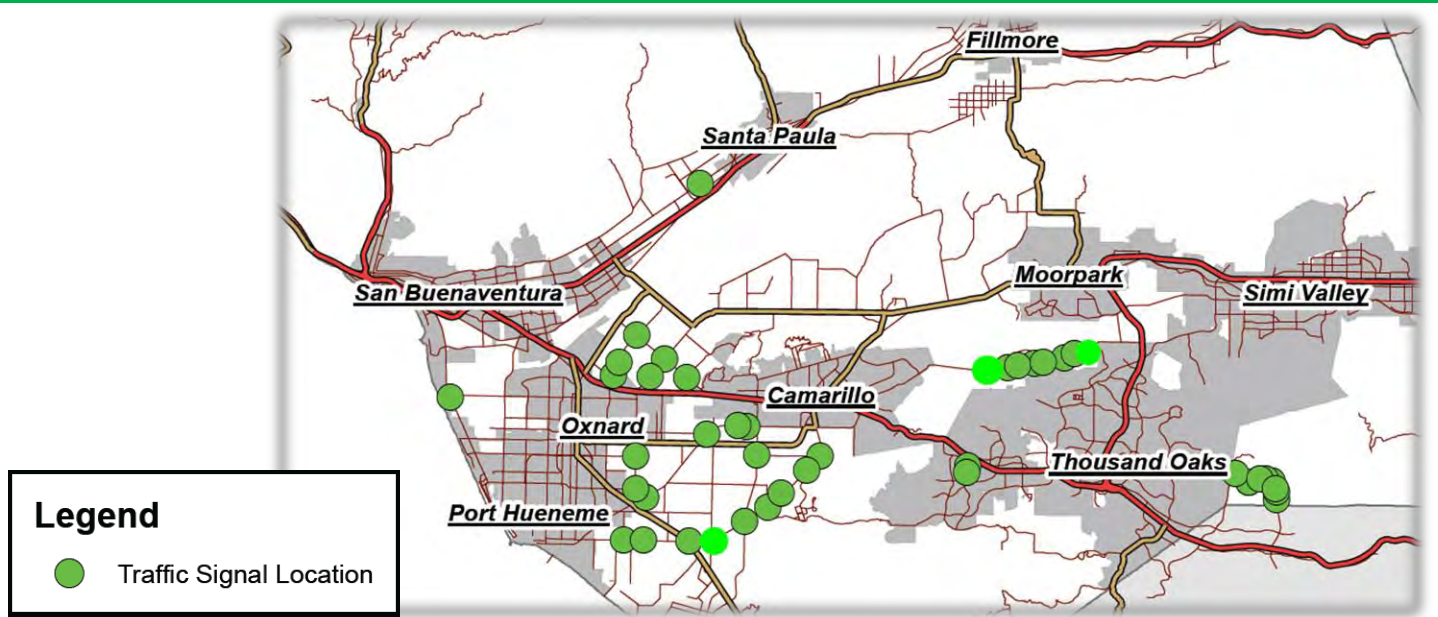
Date: 1/30/2023

**VENTURA COUNTY PUBLIC WORKS AGENCY**  
**ROADS & TRANSPORTATION**

Project Name: Systemic Countywide Signalized Intersection Improvements Project No.: 50617

Supervisory District: All Zone: Unincorporated Area: X City of:

**LOCATION MAP**



**SCOPE OF WORK AND OBJECTIVE**

Install Retroreflective Back-Plates to all signal heads and Advance Dilemma Zone Detection at all County maintained signalized intersections.

**ESTIMATED COST PER FISCAL YEAR**

Category	Prev Yrs	2023-24	2024-25	2025-26	2026-27	2027-28
Design:	\$ 220,000	\$ 400,000	\$ -	\$ -	\$ -	\$ -
Right of Way:	\$ 8,250	\$ -	\$ -	\$ -	\$ -	\$ -
Con. Eng/Insp.	\$ -	\$ 50,000	\$ 700,000	\$ -	\$ -	\$ -
Construction:	\$ -	\$ 700,000	\$ 4,300,000	\$ -	\$ -	\$ -
*Miscellaneous:						
Fiscal Year Total:	\$ 228,250	\$ 1,150,000	\$ 5,000,000	\$ -	\$ -	\$ -
Total Estimated Cost:		\$				6,150,000

**ENVIRONMENTAL REQUIREMENTS**

Cat. Ex. ☒ Neg. Dec. ☐ EIR/EIS ☐ Date Completed: \_\_\_\_\_ Date Filed: \_\_\_\_\_

**REMARKS**

Project Funded by Highway Safety Improvement Program (HSIP - State Grant)

Prepared by: Glenn Derossett

Date: 1/30/2023

**VENTURA COUNTY PUBLIC WORKS AGENCY****ROADS & TRANSPORTATION**

Project Name: Traffic Safety Improvement Program

Project No.: Varies

Supervisory District: All

Zone:

Unincorporated Area: X

City of:

**LOCATION MAP**

<u>Project Name:</u>	<u>Location:</u>	<u>Anticipated Year of Completion</u>
Central Avenue @ Santa Clara Avenue Traffic Signal Improvements	Replace signal poles to install protected left turn signals for Central Avenue and include other intersection enhancements to improve safety.	2025
Laguna Road (Corner Turn)	Install high friction surface treatment, solar-powered curve signs, and refresh traffic stripes	2024
Local Roadway Safety Plan Update	Update the existing Local Roadway Safety Plan completed in 2021 to validate/determine high incidence areas and confirm/identify corrective treatments to decrease future collisions on County roads and intersections.	2026
Kanan Road Signal Improvements	Adaptive signal control software & hardware, detector loops and other equipment for adaptive signal control.	2026
Pedestrian Crossing Enhancements (Countywide)	Installation of rectangular rapid flashing beacon and other pedestrian improvements at various locations throughout the County.	2024-25
Rose Avenue @ SR 118 Intersection Improvements	Construction of dual left turn lanes on Rose Avenue @ SR 118.	2028
Santa Rosa Road Traffic Signal System Upgrade	Santa Rosa Road from Hill Canyon Road to Moorpark Road. Upgrading hardware and software for all the traffic signalized locations. (To be included into the HSIP Cycle 10 project as non-participating funds).	2024
Telegraph Rd @ Briggs Rd Traffic Signal Improvements	Replace signal poles to install protected left turn signals for Telephone Rd and include other intersection enhancements to improve safety.	2025

**SCOPE OF WORK AND OBJECTIVE**

Various locations - install or update traffic signals, intersection lane modification, and other safety improvements.

**ESTIMATED COST PER FISCAL YEAR**

Category	Prev Yrs	2023-24	2024-25	2025-26	2026-27	2027-28
Design:	\$ 188,000	\$ 15,000	\$ 145,000	\$ 125,000	\$ 100,000	\$ 75,000
Right of Way:	\$ 10,139	\$ -	\$ -	\$ -	\$ 25,000	\$ -
Con. Eng/Insp.	\$ -	\$ 62,500	\$ 120,000	\$ 50,000	\$ -	\$ 50,000
Construction:	\$ -	\$ 571,000	\$ 1,012,700	\$ 350,000	\$ -	\$ 550,000
*Miscellaneous:						
Fiscal Year Total:	\$ 198,139	\$ 648,500	\$ 1,277,700	\$ 525,000	\$ 125,000	\$ 675,000
Total Estimated Cost:		\$ 3,251,200				

**ENVIRONMENTAL REQUIREMENTS**

Cat. Ex. X Neg. Dec. X EIR/EIS Completed: Date Filed:

**REMARKS**

Projects funded by Road Fund, Traffic Impact Mitigation Fee Program (TIMF), Assessment District - Santa Rosa Road, and Highway Safety Improvement Program (HSIP - State &amp; Federal Grant).

Prepared by: Glenn Derosssett

Date: 1/30/2023



**VENTURA COUNTY PUBLIC WORKS AGENCY**  
**ROADS & TRANSPORTATION**

Project Name: Ventura Avenue Pedestrian & Bike Lane Improvements Project No.: 50574

Supervisory District: 1 Zone: Unincorporated Area: X City of:

**LOCATION MAP**



**SCOPE OF WORK AND OBJECTIVE**

Pedestrian and bike lane improvements on Ventura Avenue from Crooked Palm Road to Los Cabos Lane.

**ESTIMATED COST PER FISCAL YEAR**

Category	Prev Yrs	2023-24	2024-25	2025-26	2026-27	2027-28
Design:	\$ 200,000	\$ 100,000	\$ 25,000	\$ -	\$ -	\$ -
Right of Way:	\$ 5,297	\$ 75,000	\$ -	\$ -	\$ -	\$ -
Con. Eng/Insp.	\$ -	\$ -	\$ 120,000	\$ -	\$ -	\$ -
Construction:	\$ -	\$ -	\$ 800,000	\$ -	\$ -	\$ -
*Miscellaneous:						
Fiscal Year Total:	\$ 205,297	\$ 175,000	\$ 945,000	\$ -	\$ -	\$ -
Total Estimated Cost:		\$				1,120,000

**ENVIRONMENTAL REQUIREMENTS**

Cat. Ex. ☒ Neg. Dec. ☐ EIR/EIS ☐ Date Completed: Date Filed:

**REMARKS**

Project Funded by Congestion Mitigation and Air Quality Program (CMAQ - Federal Grant)

Prepared by: Glenn Derossett

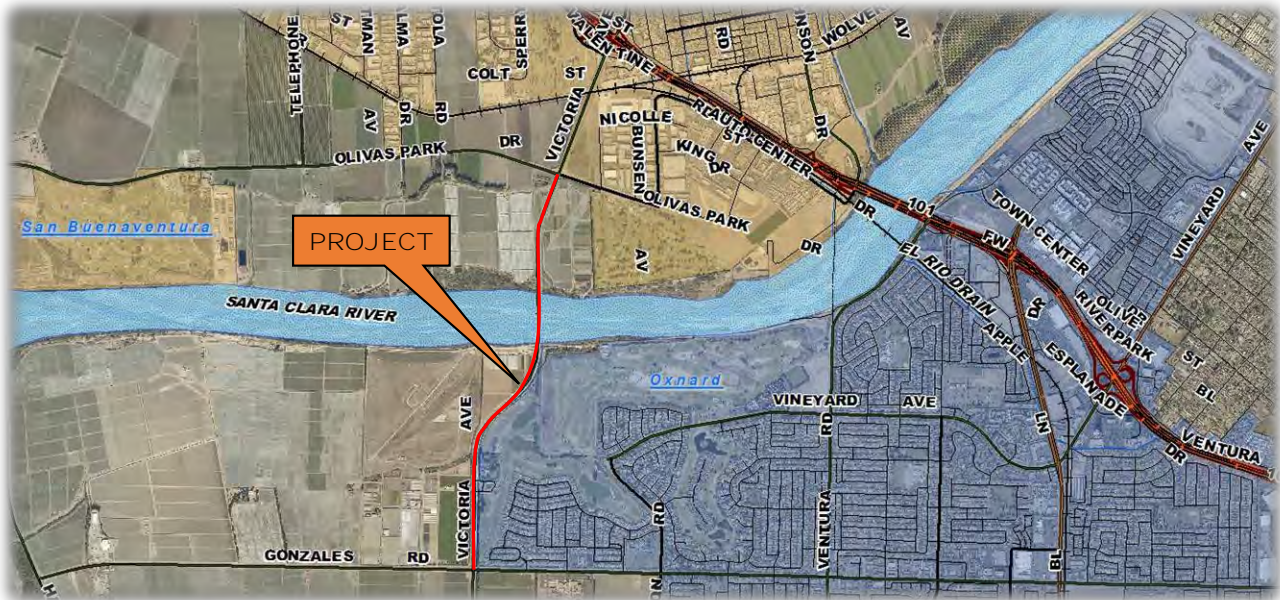
Date: 1/30/2023



**VENTURA COUNTY PUBLIC WORKS AGENCY**  
**ROADS & TRANSPORTATION**

Project Name: Victoria Avenue Widening (SMP Priority Rank # 5) Project No.: NA  
 Supervisorial District: 1 Zone: Unincorporated Area: X City of: Ventura, Oxnard

**LOCATION MAP**



**SCOPE OF WORK AND OBJECTIVE**

Gonzales Road to Olivas Park Drive (County Section: 247's/o river bridge to 119 s/o Olivas Park Drive) - Widen to 6 lanes (Feasibility Study).

**ESTIMATED COST PER FISCAL YEAR**

Category	Prev Yrs	2023-24	2024-25	2025-26	2026-27	2027-28
Design:	\$ -	\$ -	\$ -	\$ 150,000	\$ -	\$ -
Right of Way:	\$ -	\$ -	\$ -	\$ -	\$ -	\$ -
Con. Eng/Insp.	\$ -	\$ -	\$ -	\$ -	\$ -	\$ -
Construction:	\$ -	\$ -	\$ -	\$ -	\$ -	\$ -
*Miscellaneous:						
Fiscal Year Total:	\$ -	\$ -	\$ -	\$ 150,000	\$ -	\$ -
Total Estimated Cost:		\$ 150,000				

**ENVIRONMENTAL REQUIREMENTS**

Cat. Ex. Neg. Dec. EIR/EIS ☒ Date Completed: Date Filed:

**REMARKS**

Project Funded by Traffic Impact Mitigation Fee (TIMF)



---

# **WATER & SANITATION DEPARTMENT**

---

## **Five-Year Capital Improvement Program**

**VENTURA COUNTY WATER & SANITATION  
CAPITAL PROJECTS FINANCING  
FIVE-YEAR PLAN  
2024-2028**

DISTRICT	SOURCES OF FUNDING:	23/24	24/25	25/26	26/27	27/28	TOTAL
VCWWD No. 1 WATER	OPERATING REVENUE	\$1,220,000	\$4,561,250	\$1,772,500	\$856,250	\$1,168,750	\$9,578,750
	LOAN	\$3,660,000	\$13,683,750	\$5,317,500	\$2,568,750	\$3,506,250	\$28,736,250
	ANNUAL TOTAL*:	\$4,880,000	\$18,245,000	\$7,090,000	\$3,425,000	\$4,675,000	\$38,315,000
	FIVE YEAR TOTAL:	\$38,315,000					

**FUNDING SOURCE TYPE:**

**OPERATING REVENUE** - Water Sales-Variable Revenue, Meter & Fireline Charges - Fixed Revenue, Other O&M Revenues and Investment Income.

**LOAN** - State Revolving Fund Loan (SRF), County of Ventura Revolving Credit Account Loan, Federal Loans, or other financing.

**Notes:**

\*Operating revenue requirements and annual debt service payments for project financing are factored into Board approved water rates.

DISTRICT	SOURCES OF FUNDING:	23/24	24/25	25/26	26/27	27/28	TOTAL
VCWWD No. 1 SEWER	OPERATING REVENUE	\$4,972,090	\$1,031,000	\$5,323,000	\$750,000		\$12,076,090
	SECURED GRANT	\$3,400,000	\$3,400,000				\$6,800,000
	ANNUAL TOTAL*:	\$8,372,090	\$4,431,000	\$5,323,000	\$750,000	\$0	\$18,876,090
	FIVE YEAR TOTAL:	\$18,876,090					

**FUNDING SOURCE TYPE:**

**OPERATING REVENUE** - Sanitation Services Revenue, Reclamation Water Sales, and Other Miscellaneous Revenue

**SECURED GRANT** - Prop 84 State grant

**Notes:**

\*Operating revenue requirements and Prop 84 State grant are factored into Board approved sewer service rates.

DISTRICT	SOURCES OF FUNDING:	23/24	24/25	25/26	26/27	27/28	TOTAL
VCWWD No. 17 WATER	OPERATING REVENUE		\$500,000				
	LOAN	\$730,000	\$5,900,000	\$5,700,000	\$350,000	\$0	\$12,680,000
	ANNUAL TOTAL*:	\$730,000	\$6,400,000	\$5,700,000	\$350,000	\$0	\$12,680,000
	FIVE YEAR TOTAL:	\$13,180,000					

**FUNDING SOURCE TYPE:**

**LOAN** - Interest-free State Revolving Fund Loan (SRF) with 30% principal forgiveness from Federal ASADRA funding. Loan application approval pending completion of CEQA.

**Notes:**

\*Contingent upon final approval of loan by State DWR. Operating revenue requirements and annual debt service payments for project financing are factored into Board approved water rates.

DISTRICT	SOURCES OF FUNDING:	23/24	24/25	25/26	26/27	27/28	TOTAL
VCWWD No. 19							
WATER	OPERATING REVENUE	<u>\$342,500</u>	<u>\$1,041,250</u>	<u>\$1,181,250</u>	<u>\$893,750</u>	<u>\$1,001,250</u>	<u>\$4,460,000</u>
	LOAN	<u>\$1,027,500</u>	<u>\$3,123,750</u>	<u>\$3,543,750</u>	<u>\$2,681,250</u>	<u>\$3,003,750</u>	<u>\$13,380,000</u>
	ANNUAL TOTAL*:	<u>\$1,370,000</u>	<u>\$4,165,000</u>	<u>\$4,725,000</u>	<u>\$3,575,000</u>	<u>\$4,005,000</u>	<u>\$17,840,000</u>
	FIVE YEAR TOTAL:	<u>\$17,840,000</u>					

**FUNDING SOURCE TYPE:**

**OPERATING REVENUE** - Water Sales-Variable Revenue, Meter & Fireline Charges - Fixed Revenue, Other O&M Revenues and Investment

**LOAN** - State Revolving Fund Loan (SRF), County of Ventura Revolving Credit Account Loan, Federal Loans, or other financing.

**Notes:**

\* This estimate is contingent on loan approval. Operating revenue requirements and annual debt service payments are factored into Board approved water rates.

DISTRICT	SOURCES OF FUNDING:	23/24	24/25	25/26	26/27	27/28	TOTAL
VCWWD No. 38							
WATER	OPERATING REVENUE	<u>\$100,000</u>	<u>\$200,000</u>	<u>\$200,000</u>	<u>\$100,000</u>	<u>\$100,000</u>	<u>\$700,000</u>
	ANNUAL TOTAL:	<u>\$100,000</u>	<u>\$200,000</u>	<u>\$200,000</u>	<u>\$100,000</u>	<u>\$100,000</u>	<u>\$700,000</u>
	FIVE YEAR TOTAL:	<u>\$700,000</u>					

**FUNDING SOURCE TYPE:**

**OPERATING REVENUE** - Water Sales-Variable Revenue, Meter & Fireline Charges - Fixed Revenue, Other O&M Revenues and Investment Income. Operating revenue requirements are factored into Board approved water rates.

DISTRICT	SOURCES OF FUNDING:	23/24	24/25	25/26	26/27	27/28	TOTAL
VCWWD No. 16							
SEWER	OPERATING REVENUE		<u>\$420,000</u>			<u>\$1,120,000</u>	<u>\$1,540,000</u>
	SECURED GRANT	<u>\$100,000</u>					<u>\$100,000</u>
	ANNUAL TOTAL:	<u>\$100,000</u>	<u>\$420,000</u>	<u>\$0</u>	<u>\$0</u>	<u>\$1,120,000</u>	<u>\$1,640,000</u>
	FIVE YEAR TOTAL:	<u>\$1,640,000</u>					

**FUNDING SOURCE TYPE:**

**OPERATING REVENUE** - Sanitation Services and Other Miscellaneous Revenue. Revenue requirements factored into Board approved sewer service charges.

**SECURED GRANT** - Prop 84 State grant and Federal ARPA grant.



DISTRICT	SOURCES OF FUNDING:	23/24	24/25	25/26	26/27	27/28	TOTAL
CSA No. 29 SEWER	LOAN	\$800,000	\$1,000,000	\$830,000	\$350,000	\$350,000	\$3,330,000
	ANNUAL TOTAL*:	\$800,000	\$1,000,000	\$830,000	\$350,000	\$350,000	\$3,330,000
	FIVE YEAR TOTAL:	\$3,330,000					

**FUNDING SOURCE TYPE:**

**LOAN** - State Revolving Fund Loan (SRF), County of Ventura Revolving Credit Account Loan, Federal Loans, or other financing.

**Notes:**

\* This estimate is contingent on loan approval. Annual debt service payments are factored into Board approved sewer service charges.

DISTRICT	SOURCES OF FUNDING:	23/24	24/25	25/26	26/27	27/28	TOTAL
CSA No. 30 SEWER	OPERATING REVENUE	\$510,000					\$510,000
	ANNUAL TOTAL:	\$510,000	\$0	\$0	\$0	\$0	\$510,000
	FIVE YEAR TOTAL:	\$510,000					

**FUNDING SOURCE TYPE:**

**OPERATING REVENUE** - Sanitation Services and Other Miscellaneous Revenue. Revenue requirements are factored into Board approved sewer service charges.

DISTRICT	SOURCES OF FUNDING:	23/24	24/25	25/26	26/27	27/28	TOTAL
CSA No. 34 SEWER	OPERATING REVENUE	\$550,000	\$135,000	\$135,000	\$0	\$0	\$820,000
	ANNUAL TOTAL:	\$550,000	\$135,000	\$135,000	\$0	\$0	\$820,000
	FIVE YEAR TOTAL:	\$820,000					

**FUNDING SOURCE TYPE:**

**OPERATING REVENUE** - Sanitation Services and Other Miscellaneous Revenue. Revenue requirements are factored into Board approved sewer service charges.

DISTRICT	SOURCES OF FUNDING:	23/24	24/25	25/26	26/27	27/28	TOTAL
CUE - SEWER	OPERATING REVENUE	\$0	\$0	\$70,000	\$280,000	\$280,000	\$630,000
	ANNUAL TOTAL:	\$0	\$0	\$70,000	\$280,000	\$280,000	\$630,000
	FIVE YEAR TOTAL:	\$630,000					

**FUNDING SOURCE TYPE:**

**OPERATING REVENUE** - Sanitation Services and Other Miscellaneous Revenue. Revenue requirements are factored into Board approved sewer service charges.

	<b>VENTURA COUNTY WATER &amp; SANITATION DEPARTMENT</b>	
	<b>VENTURA COUNTY WATERWORKS DISTRICT NO. 1 - WATER</b>	
	<b>PLANNED CAPITAL PROJECTS</b>	
	<b>FIVE-YEAR PLAN</b>	
<b><u>PROJECT</u></b>	<b><u>LOCATION &amp; DESCRIPTION</u></b>	<b><u>EST. COST</u></b>
	<b><u>2023-24</u></b>	
New Infrastructure	Moorpark Desalter Design and Environmental Study	\$ 200,000
New Infrastructure	Moorpark Desalter Stormwater Recharge Project	\$ 150,000
New Infrastructure	New 1.0 MG Stockton Reservoir No. 2	\$ 1,800,000
Infrastructure Upgrade	General Water System Improvements	\$ 100,000
Infrastructure Upgrade	SCADA Improvements	\$ 50,000
Infrastructure Upgrade	Reservoirs Repairs, Relining & Recoating Peach Hill & Tierra Rejada	\$ 600,000
New Infrastructure	Grimes Reservoir and 757 Zone Interconnections	\$ 250,000
New Infrastructure	Re-drill Well No. 97	\$ 1,495,000
Infrastructure Upgrade	SCE connection to Gabbert, S&K, Mt. Meadows and Peach Hill Reservoirs	\$ 75,000
	<b>TOTAL</b>	<b>\$ 4,720,000</b>

	<b>VENTURA COUNTY WATER &amp; SANITATION DEPARTMENT</b>	
	<b>VENTURA COUNTY WATERWORKS DISTRICT NO. 1 - WATER</b>	
	<b>PLANNED CAPITAL PROJECTS</b>	
	<b>FIVE-YEAR PLAN</b>	
<b><u>PROJECT</u></b>	<b><u>LOCATION &amp; DESCRIPTION</u></b>	<b><u>EST. COST</u></b>
	<b><u>2024-28</u></b>	
New Infrastructure	Moorpark Desalter Design and Environmental Study	\$ 800,000
New Infrastructure	Moorpark Desalter Stormwater Recharge Project	\$ 700,000
New Infrastructure	New 1.0 MG Stockton Reservoir No. 2	\$ 2,700,000
Pipeline Upgrades or Replacements	Replacement of Water Lines on Roberts Avenue, Esther Avenue and	\$ 2,550,000
New Infrastructure	Grimes Reservoir and 757 Zone Interconnections	\$ 3,200,000
New Infrastructure	1.5 MG Reservoir No. 2 at Moorpark Yard	\$ 2,600,000
New Infrastructure	Re-drill Well No. 97	\$ 5,000,000
Infrastructure Upgrade	Well No. 95 & 98 Treatment Facility	\$ 10,490,000
New Infrastructure	Emergency Booster Pump Station within 920 Zone	\$ 1,350,000
New Infrastructure	10-inch Water Line north of intersection of LA Avenue & Hitch Bouelv	\$ 1,000,000
Infrastructure Upgrade	General Water System Improvements	\$ 400,000
Infrastructure Upgrade	SCADA Improvements	\$ 200,000
Infrastructure Upgrade	Reservoirs Repairs, Relining & Recoating Peach Hill & Tierra Rejada	\$ 1,400,000
Infrastructure Upgrade	Reservoirs Repairs, Relining & Recoating	\$ 1,000,000
Infrastructure Upgrade	SCE connection to Gabbert, S&K, Mt. Meadows and Peach Hill Reservoirs	\$ 45,000
	<b>TOTAL</b>	<b>\$ 38,155,000</b>

**VENTURA COUNTY PUBLIC WORKS AGENCY****WATER & SANITATION DEPARTMENT**

Project Name: Moorpark Desalter Design and Environmental Study

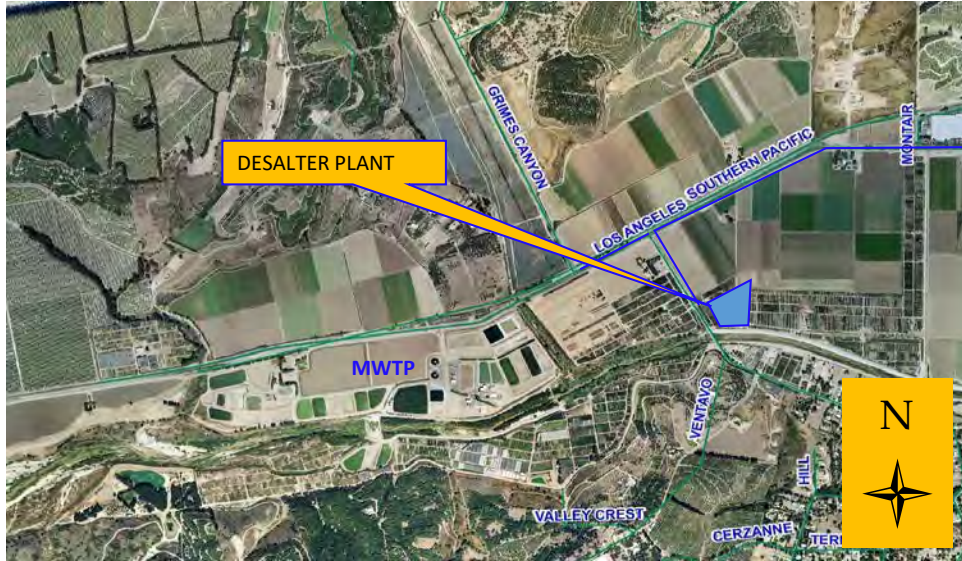
Project No.: N/A

Supr. District: 4

VCWWD #1 - Water

Unincorporated Area: N/A

City of: Moorpark

**LOCATION MAP****SCOPE OF WORK AND OBJECTIVE**

Project consists of water model studies and storm water diversion mitigation project and preliminary design of the desalter and finalize the location of the desalter, distribution system modifications, and the scope of any mitigation projects.

**ESTIMATED COST PER FISCAL YEAR**

Category	Prev Yrs	2023-24	2024-25	2025-26	2026-27	2027-28
Design		200,000	800,000			
Right-of-Way						
Con. Eng/Insp						
Construction						
Miscellaneous						
Projected Annual O&M C	\$ -	\$ -	\$ -	\$ -	\$ -	\$ -
Fiscal Year Total	\$ -	\$ 200,000	\$ 800,000	\$ -	\$ -	\$ -
Total Estimated Cost:	\$ 1,000,000					

**ENVIRONMENTAL REQUIREMENTS**Cat. Ex. \_\_\_\_\_ Neg. Dec. \_\_\_\_\_ EIR/EIS   X   Date Completed \_\_\_\_\_ Date Filed \_\_\_\_\_**REMARKS**

Project to be funded by combination of operating revenues, financing, and grants (if available).

Prepared by: Jeewoong Kim

Date: 1/2023



**VENTURA COUNTY PUBLIC WORKS AGENCY****WATER & SANITATION DEPARTMENT**

Project Name: Moorpark Desalter Stormwater Recharge Project

Project No.: N/A

Supr. District: 2

VCWWD #1 - Water

Unincorporated Area: N/A

City of: Moorpark

**LOCATION MAP****SCOPE OF WORK AND OBJECTIVE**

Construction stormwater intake structures, and recovery ponds to harvest storm runoff from Arroyo Simi/Arroyo Las Posas.

**ESTIMATED COST PER FISCAL YEAR**

Category	Prev Yrs	2023-24	2024-25	2025-26	2026-27	2027-28
Design	150,000	100,000				
Right-of-Way		50,000				
Con. Eng/Insp						
Construction			350,000	350,000		
Miscellaneous						
Projected Annual O&M C	\$ -	\$ -	\$ -	\$ -		\$ -
Fiscal Year Total	\$ 150,000	\$ 150,000	\$ 350,000	\$ 350,000		\$ -
Total Estimated Cost:	\$ 1,000,000					

**ENVIRONMENTAL REQUIREMENTS**Cat. Ex. \_\_\_\_\_ Neg. Dec. X EIR/EIS \_\_\_\_\_ Date Completed \_\_\_\_\_ Date Filed \_\_\_\_\_**REMARKS**

Project to be funded by combination of operating revenues, financing, and grants (if available).

Prepared by: Jeewoong Kim

Date: 1/2023

**VENTURA COUNTY PUBLIC WORKS AGENCY****WATER & SANITATION DEPARTMENT**

Project Name: New 1.0 MG Stockton Reservoir No. 2

Project No.: N/A

Supr. District: 4

VCWWD #1 - Water

Unincorporated Area: X

City of: N/A

**LOCATION MAP****SCOPE OF WORK AND OBJECTIVE**

Construct a new 1.0 MG reservoir to replace the existing, undersized Stockton Reservoir, and to improve storage capacity within the 994 Zone.

**ESTIMATED COST PER FISCAL YEAR**

Category	Prev Yrs	2023-24	2024-25	2025-26	2026-27	2027-28
Design	275,000	200,000				
Right-of-Way		250,000				
Con. Eng/Insp		250,000	300,000			
Construction		1,100,000	2,400,000			
Miscellaneous						
Projected Annual O&M C	\$ -	\$ -	\$ -	\$ -	\$ -	\$ -
Fiscal Year Total	\$ 275,000	\$ 1,800,000	\$ 2,700,000	\$ -	\$ -	\$ -
Total Estimated Cost:	\$ 4,775,000					

**ENVIRONMENTAL REQUIREMENTS**Cat. Ex. Neg. Dec. X EIR/EIS \_\_\_\_\_ Date Completed \_\_\_\_\_ Date Filed \_\_\_\_\_**REMARKS**

Project to be funded by combination of operating revenues, financing, and grants (if available).

Prepared by: Jeewoong Kim

Date: 1/2023

**VENTURA COUNTY PUBLIC WORKS AGENCY****WATER & SANITATION DEPARTMENT**

Project Name: Replacement of Water Lines on Roberts Avenue, Esther Avenue and Sherman Avenue (Walnut Acres Tract)

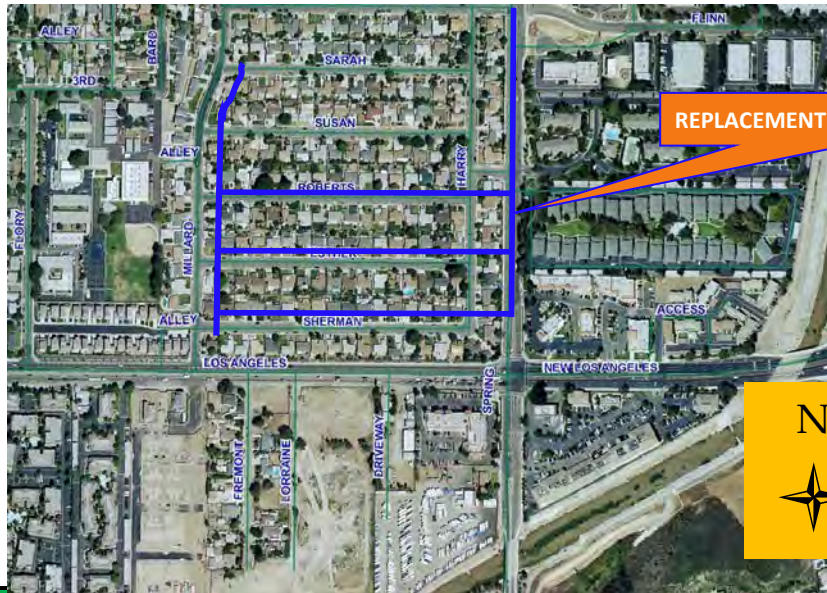
Project No.: N/A

Supr. District: 4

VCWWD #1 - Water

Unincorporated Area: N/A

City of: Moorpark

**LOCATION MAP****SCOPE OF WORK AND OBJECTIVE**

Installation of approximately 5,600 LF of 8-inch water line to replace the substandard and aging 4-inch lines with 8-inch lines per master plan update,

**ESTIMATED COST PER FISCAL YEAR**

Category	Prev Yrs	2023-24	2024-25	2025-26	2026-27	2027-28
Design				200,000		
Right-of-Way						
Con. Eng/Insp					50,000	200,000
Construction					500,000	1,600,000
Miscellaneous						
Projected Annual O&M C			\$ -	\$ -	\$ -	\$ -
Fiscal Year Total		\$ -	\$ -	\$ 200,000	\$ 550,000	\$ 1,800,000

Total Estimated Cost: \$ 2,550,000

**ENVIRONMENTAL REQUIREMENTS**

Cat. Ex. X Neg. Dec. \_\_\_\_\_ EIR/EIS \_\_\_\_\_ Date Completed \_\_\_\_\_ Date Filed \_\_\_\_\_

**REMARKS**

Project to be funded by combination of operating revenues, financing, and grants (if available).

Prepared by: Jeewoong Kim

Date: 1/2023



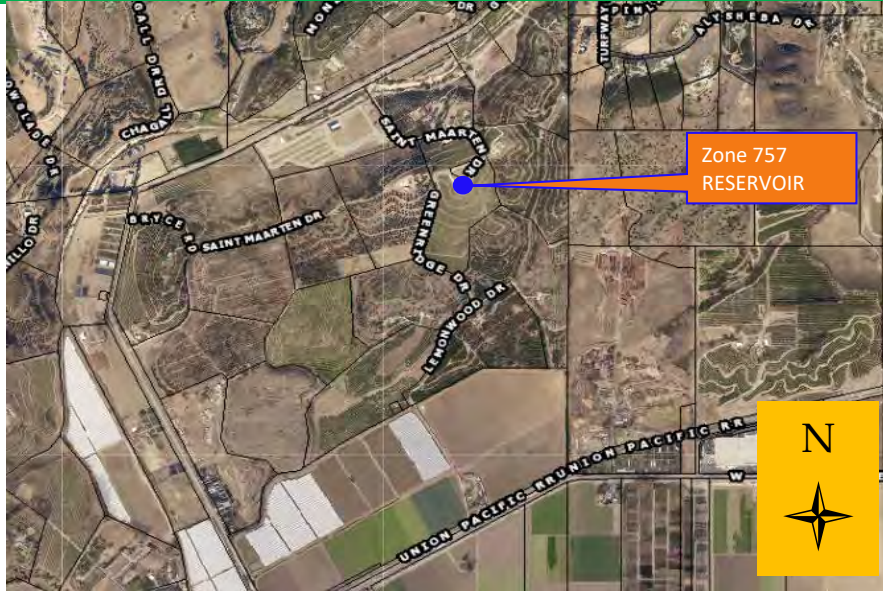
**VENTURA COUNTY PUBLIC WORKS AGENCY****WATER & SANITATION DEPARTMENT**

Project Name: Grimes Reservoir and 757 Zone Interconnections

Project No.: N/A

Supr. District: 2 VCWWD #1 - Water Unincorporated Area: X

City of: N/A

**LOCATION MAP****SCOPE OF WORK AND OBJECTIVE**

Construct a storage reservoir and zone interconnections to meet water storage requirements and improve operational flexibility in the 757 Zone.

**ESTIMATED COST PER FISCAL YEAR**

Category	Prev Yrs	2023-24	2024-25	2025-26	2026-27	2027-28
Design		250,000				
Right-of-Way						
Con. Eng/Insp			200,000			
Construction			3,000,000			
Miscellaneous						
Projected Annual O&M C	\$ -	\$ -	\$ -			
Fiscal Year Total	\$ -	\$ 250,000	\$ 3,200,000	\$ -		
Total Estimated Cost:		\$ 3,450,000				

**ENVIRONMENTAL REQUIREMENTS**Cat. Ex. \_\_\_\_\_ Neg. Dec. X EIR/EIS \_\_\_\_\_ Date Completed 5/9/06 Date Filed 5/16/06**REMARKS**

Project to be funded by combination of operating revenues, financing, and grants (if available).

Prepared by: Jeewoong Kim

Date: 1/2023



**VENTURA COUNTY PUBLIC WORKS AGENCY****WATER & SANITATION DEPARTMENT**

Project Name: 1.5 MG Reservoir No. 2 at Moorpark Yard

Project No.: N/A

Supr. District: 4

VCWWD #1 - Water

Unincorporated Area: N/A

City of: Moorpark

**LOCATION MAP****1.5 MG Moorpark  
Yard Reservoir****SCOPE OF WORK AND OBJECTIVE**

Construction of a 1.5 MG storage reservoir to meet water storage requirements and improve operational flexibility in the 944 Zone per the Water Master Plan.

**ESTIMATED COST PER FISCAL YEAR**

Category	Prev Yrs	2023-24	2024-25	2025-26	2026-27	2027-28
Design					100,000	100,000
Right-of-Way						
Con. Eng/Insp					200,000	200,000
Construction					1,000,000	1,000,000
Miscellaneous						
Projected Annual O&M C	\$ -	\$ -	\$ -	\$ -	\$ -	
Fiscal Year Total	\$ -	\$ -	\$ -	\$ -	\$ 1,300,000	\$ 1,300,000
Total Estimated Cost:		\$ 2,600,000				

**ENVIRONMENTAL REQUIREMENTS**Cat. Ex. Neg. Dec. ☒ EIR/EIS \_\_\_\_\_ Date Completed \_\_\_\_\_ Date Filed \_\_\_\_\_**REMARKS**

Project to be funded by combination of operating revenues, financing, and grants (if available).

Prepared by: Jeewoong Kim

Date: 1/2023

**VENTURA COUNTY PUBLIC WORKS AGENCY****WATER & SANITATION DEPARTMENT**

Project Name: Re-drill Well No. 97

Project No.: N/A

Supr. District: 4

VCWWD #1 - Water

Unincorporated Area: X

City of: N/A

**LOCATION MAP****SCOPE OF WORK AND OBJECTIVE**

Re-drill and rehabilitate surface facility with filtration of Well No. 97

**ESTIMATED COST PER FISCAL YEAR**

Category	Prev Yrs	2023-24	2024-25	2025-26	2026-27	2027-28
Design	300,000		250,000			
Right-of-Way	50,000					
Con. Eng/Insp	150,000	195,000	250,000	500,000		
Construction	1,000,000	1,300,000	2,500,000	1,500,000		
Miscellaneous						
Projected Annual O&M C	\$ -	\$ -	\$ -	\$ -	\$ -	\$ -
Fiscal Year Total	\$ 1,500,000	\$ 1,495,000	\$ 3,000,000	\$ 2,000,000	\$ -	\$ -
Total Estimated Cost:	\$ 7,995,000					

**ENVIRONMENTAL REQUIREMENTS**Cat. Ex. \_\_\_\_\_ Neg. Dec. X EIR/EIS \_\_\_\_\_ Date Completed \_\_\_\_\_ Date Filed \_\_\_\_\_**REMARKS**

Project to be funded by combination of operating revenues, financing, and grants (if available).

Prepared by: Jeewoong Kim

Date: 1/2023

**VENTURA COUNTY PUBLIC WORKS AGENCY****WATER & SANITATION DEPARTMENT**

Project Name: Well No. 95 &amp; 98 Water Treatment Facility

Project No.: N/A

Supr. District: 4

VCWWD #1 - Water

Unincorporated Area: X

City of: N/A

**LOCATION MAP****SCOPE OF WORK AND OBJECTIVE**

Construction of water treatment facility to comply with Department of Health Services water quality requirements for Iron and Manganese.

**ESTIMATED COST PER FISCAL YEAR**

Category	Prev Yrs	2023-24	2024-25	2025-26	2026-27	2027-28
Design		160,000	400,000			
Right-of-Way			50,000	40,000		
Con. Eng/Insp			900,000	100,000		
Construction			5,000,000	4,000,000		
Miscellaneous						
Projected Annual O&M C	\$ -	\$ -	\$ -	\$ -	\$ -	\$ -
Fiscal Year Total	\$ -	\$ 160,000	\$ 6,350,000	\$ 4,140,000	\$ -	\$ -
Total Estimated Cost:		\$ 10,650,000				

**ENVIRONMENTAL REQUIREMENTS**Cat. Ex. \_\_\_\_\_ Neg. Dec. X EIR/EIS \_\_\_\_\_ Date Completed \_\_\_\_\_ Date Filed \_\_\_\_\_**REMARKS**

Project to be funded by combination of operating revenues, financing, and grants (if available).

Prepared by: Jeewoong Kim

Date: 1/2023



**VENTURA COUNTY PUBLIC WORKS AGENCY****WATER & SANITATION DEPARTMENT**

Project Name: Emergency Booster Pump Station within 920 Zone

Project No.: N/A

Supr. District: 4

VCWWD #1 - Water

Unincorporated Area: N/A

City of: Moorpark

**LOCATION MAP****SCOPE OF WORK AND OBJECTIVE**

Construction of an Emergency Booster Station and Piping within the 920 Pressure Zone.

**ESTIMATED COST PER FISCAL YEAR**

Category	Prev Yrs	2023-24	2024-25	2025-26	2026-27	2027-28
Design					50,000	50,000
Right-of-Way					25,000	25,000
Con. Eng/Insp					100,000	100,000
Construction					500,000	500,000
Miscellaneous						
Projected Annual O&M C	\$ -	\$ -	\$ -	\$ -	\$ -	
Fiscal Year Total	\$ -			\$ -	\$ 675,000	\$ 675,000
Total Estimated Cost:	\$ 1,350,000					

**ENVIRONMENTAL REQUIREMENTS**Cat. Ex. ☒ Neg. Dec. \_\_\_\_\_ EIR/EIS \_\_\_\_\_ Date Completed \_\_\_\_\_ Date Filed \_\_\_\_\_**REMARKS**

Project to be funded by combination of operating revenues, financing, and grants (if available).

Prepared by: Jeewoong Kim

Date: 1/2023



**VENTURA COUNTY PUBLIC WORKS AGENCY****WATER & SANITATION DEPARTMENT**

Project Name: 10-inch Water Line North of Intersection of  
Los Angeles Ave. & Hitch Blvd. at 757 Zone

Project No.: N/A

Supr. District: 4

VCWWD #1 - Water

Unincorporated Area: X

City of: N/A

**LOCATION MAP**

Install approximately 5,000 lf of 10-inch water line and appurtenant work to improve operational flexibility in the system per Master Plan.

**ESTIMATED COST PER FISCAL YEAR**

Category	Prev Yrs	2023-24	2024-25	2025-26	2026-27	2027-28
Design					35,000	35,000
Right-of-Way					45,000	45,000
Con. Eng/Insp					70,000	70,000
Construction					350,000	350,000
Miscellaneous						
Projected Annual O&M C	\$ -	\$ -	\$ -	\$ -	\$ -	
Fiscal Year Total	\$ -	\$ -	\$ -	\$ -	\$ 500,000	\$ 500,000
Total Estimated Cost:		\$ 1,000,000				

**ENVIRONMENTAL REQUIREMENTS**

Cat. Ex. \_\_\_\_\_ Neg. Dec. X EIR/EIS \_\_\_\_\_ Date Completed \_\_\_\_\_ Date Filed \_\_\_\_\_

**REMARKS**

Project to be funded by combination of operating revenues, financing, and grants (if available).

Prepared by: Jeewoong Kim

Date: 1/2023

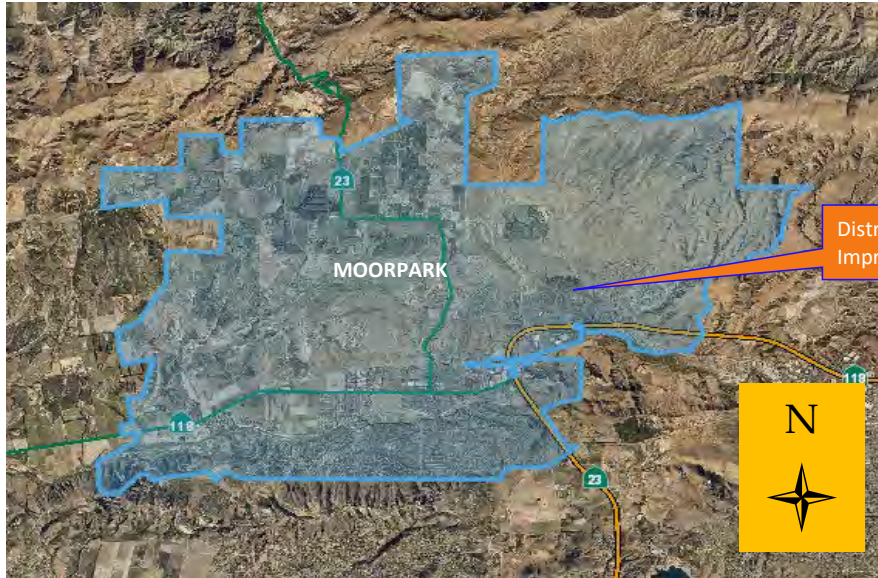
**VENTURA COUNTY PUBLIC WORKS AGENCY****WATER & SANITATION DEPARTMENT**

Project Name: General Water System Improvements

Project No.: N/A

Supr. District: 4 VCWWD #1 - Water Unincorporated Area: X

City of: N/A

**LOCATION MAP****SCOPE OF WORK AND OBJECTIVE**

General water system improvements on various locations all over District 1. Pipe and appurtenances replacements. Improve the water distribution system efficiency and facilities onsite improvements and upgrades.

**ESTIMATED COST PER FISCAL YEAR**

Category	Prev Yrs	2023-24	2024-25	2025-26	2026-27	2027-28
Design	10,000	10,000	10,000	10,000	10,000	10,000
Right-of-Way	10,000	10,000	10,000	10,000	10,000	10,000
Con. Eng/Insp	16,000	16,000	16,000	16,000	16,000	16,000
Construction	64,000	64,000	64,000	64,000	64,000	64,000
Miscellaneous						
Projected Annual O&M C	\$ -					
Fiscal Year Total	\$ 100,000	\$ 100,000	\$ 100,000	\$ 100,000	\$ 100,000	\$ 100,000
Total Estimated Cost:	\$ 600,000					

**ENVIRONMENTAL REQUIREMENTS**Cat. Ex. X Neg. Dec. EIR/EIS\_\_\_\_\_ Date Completed\_\_\_\_\_ Date Filed\_\_\_\_\_**REMARKS**

Project to be funded by combination of operating revenues, financing, and grants (if available).

Prepared by: Jeewoong Kim

Date: 1/2023

**VENTURA COUNTY PUBLIC WORKS AGENCY**  
**WATER & SANITATION DEPARTMENT**

Project Name: SCADA Improvements

Project No.: N/A

Supr. District: 4 VCWWD #1 - Water

Unincorporated Area: X

City of: N/A

**LOCATION MAP**



Supervisory control and data acquisition integration to the instrumentation and control of District 1 water system and facilities. Electrical facilities wiring and hardware upgrades and replacements. PLC ladder IOs, DOs logic control programming, troubleshooting, and automation.

**ESTIMATED COST PER FISCAL YEAR**

Category	Prev Yrs	2023-24	2024-25	2025-26	2026-27	2027-28
Design		5,000	5,000	5,000	5,000	5,000
Right-of-Way						
Con. Eng/Insp		5,000	5,000	5,000	5,000	5,000
Construction		40,000	40,000	40,000	40,000	40,000
Miscellaneous						
Projected Annual O&M C	\$ -					
Fiscal Year Total	\$ -	\$ 50,000	\$ 50,000	\$ 50,000	\$ 50,000	\$ 50,000
Total Estimated Cost:	\$ 250,000					

**ENVIRONMENTAL REQUIREMENTS**

Cat. Ex.  X  Neg. Dec. EIR/EIS \_\_\_\_\_ Date Completed \_\_\_\_\_ Date Filed \_\_\_\_\_

**REMARKS**

Project to be funded by combination of operating revenues, financing, and grants (if available).

Prepared by: Jeewoong Kim

Date: 1/2023



**VENTURA COUNTY PUBLIC WORKS AGENCY**  
**WATER & SANITATION DEPARTMENT**

Project Name: Reservoirs Repairs, Relining & Recoating

Project No.: N/A

Supr. District: 4 VCWWD #1 - Water Unincorporated Area: X

City of: N/A

**LOCATION MAP**



District 1 Reservoirs

**SCOPE OF WORK AND OBJECTIVE**

Reservoir repairs shall include removal and disposal of all waste generated, spot repairs of all paint defect areas, nuts bolts, flanges, fasteners and gaskets replacements. Interior and exterior lining system. Corrosion problems correction per SSPC, AWWA and The Society of Protective Coating requirements.

**ESTIMATED COST PER FISCAL YEAR**

Category	Prev Yrs	2023-24	2024-25	2025-26	2026-27	2027-28
Design	50,000		50,000	50,000	50,000	50,000
Right-of-Way						
Con. Eng/Insp	100,000		100,000	100,000	100,000	100,000
Construction	372,000		100,000	100,000	100,000	100,000
Miscellaneous						
Projected Annual O&M C	\$ -					
Fiscal Year Total	\$ 522,000	\$ -	\$ 250,000	\$ 250,000	\$ 250,000	\$ 250,000
Total Estimated Cost:	\$ 1,522,000					

**ENVIRONMENTAL REQUIREMENTS**

Cat. Ex.  X  Neg. Dec. EIR/EIS \_\_\_\_\_ Date Completed \_\_\_\_\_ Date Filed \_\_\_\_\_

**REMARKS**

Project to be funded by combination of operating revenues, financing, and grants (if available).

Prepared by: Jeewoong Kim

Date: 1/2023



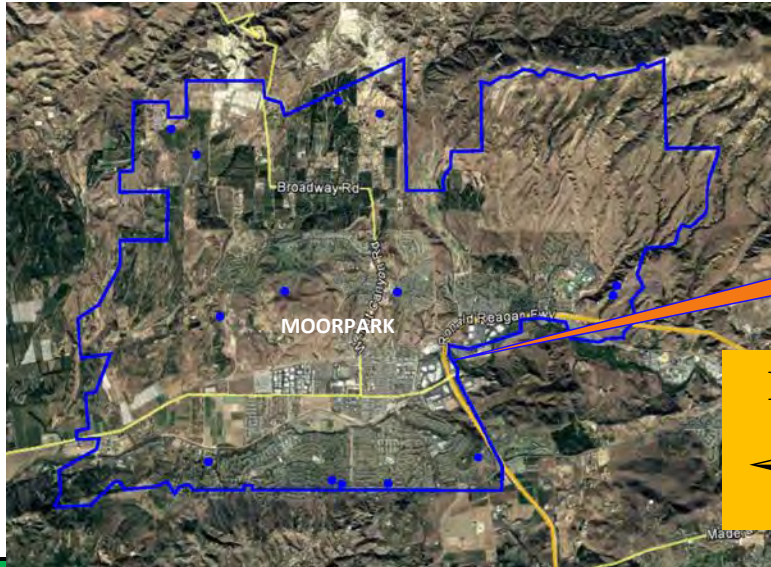
**VENTURA COUNTY PUBLIC WORKS AGENCY****WATER & SANITATION DEPARTMENT**

Project Name: Reservoirs Repairs, Relining &amp; Recoating Peach Hill &amp; Tierra Rejada

Project No.: N/A

Supr. District: 4 VCWWD #1 - Water Unincorporated Area: X

City of: N/A

**LOCATION MAP**District 1 Tierra Rejada  
& Peach Hill Reservoirs

N

**SCOPE OF WORK AND OBJECTIVE**

Reservoir repairs shall include removal and disposal of all waste generated, spot repairs of all paint defect areas, nuts bolts, flanges, fasteners and gaskets replacements. Interior and exterior lining system. Corrosion problems correction per SSPC, AWWA and The Society of Protective Coating requirements.

**ESTIMATED COST PER FISCAL YEAR**

Category	Prev Yrs	2023-24	2024-25	2025-26	2026-27	2027-28
Design		100,000				
Right-of-Way						
Con. Eng/Insp		150,000	400,000			
Construction		350,000	1,000,000			
Miscellaneous						
Projected Annual O&M C	\$ -					
Fiscal Year Total	\$ -	\$ 600,000	\$ 1,400,000	\$ -	\$ -	\$ -
Total Estimated Cost:	\$ 2,000,000					

**ENVIRONMENTAL REQUIREMENTS**Cat. Ex.  X  Neg. Dec. EIR/EIS \_\_\_\_\_ Date Completed \_\_\_\_\_ Date Filed \_\_\_\_\_**REMARKS**

Project to be funded by combination of operating revenues, financing, and grants (if available).

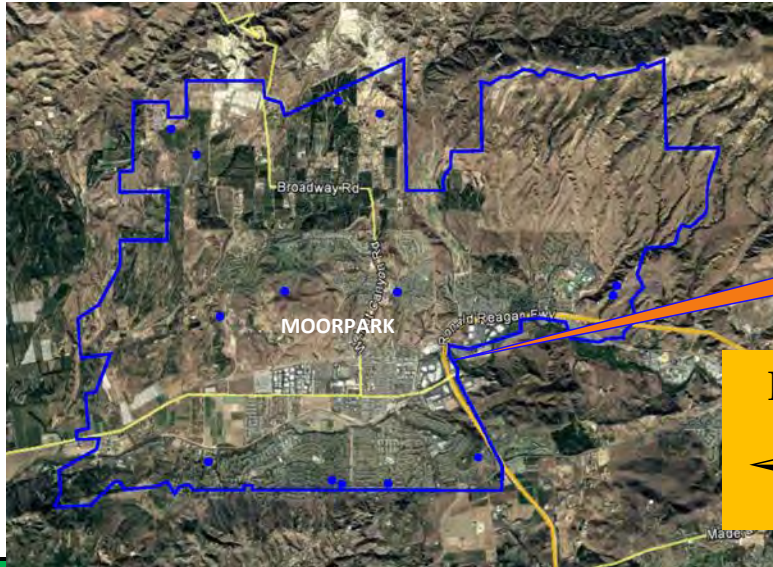
Prepared by: Jeewoong Kim

Date: 1/2023

**VENTURA COUNTY PUBLIC WORKS AGENCY****WATER & SANITATION DEPARTMENT**

Project Name: SCE Connection to Gabbert, S&K, Mt. Meadows, and Peach Hill Reservoirs Project No.: N/A

Supr. District: 4 VCWWD #1 - Water Unincorporated Area: X City of: N/A

**LOCATION MAP**

District 1 Tierra Rejada  
& Peach Hill Reservoirs

N

**SCOPE OF WORK AND OBJECTIVE**

Construct SCE Connection to Gabbert, S&K, Mt. Meadows, and Peach Hill Reservoirs

**ESTIMATED COST PER FISCAL YEAR**

Category	Prev Yrs	2023-24	2024-25	2025-26	2026-27	2027-28
Design						
Right-of-Way						
Con. Eng/Insp						
Construction		75,000	45,000			
Miscellaneous						
Projected Annual O&M C	\$ -					
Fiscal Year Total	\$ -	\$ 75,000	\$ 45,000	\$ -	\$ -	\$ -
Total Estimated Cost:	\$ 120,000					

**ENVIRONMENTAL REQUIREMENTS**

Cat. Ex. X Neg. Dec. EIR/EIS \_\_\_\_\_ Date Completed \_\_\_\_\_ Date Filed \_\_\_\_\_

**REMARKS**

Project to be funded by combination of operating revenues, financing, and grants (if available).

Prepared by: Jeewoong Kim

Date: 1/2023

**VENTURA COUNTY WATER & SANITATION DEPARTMENT  
VENTURA COUNTY WATERWORKS DISTRICT NO. 1 - SEWER**

**PLANNED CAPITAL PROJECTS  
FIVE-YEAR PLAN**

<u>PROJECT</u>	<u>LOCATION &amp; DESCRIPTION</u>	<u>EST. COST</u>
<b><u>2023-24</u></b>		
Infrastructure Upgrade	MWRF Control System Upgrade	\$ 300,000
New Infrastructure	Water Supply Reliability Program	\$ 6,550,000
New Infrastructure	MWRF Steel Structure Storage Building	\$ 1,162,090
Infrastructure Improvements	MWRF Generator Replacement	\$ 300,000
Infrastructure Improvements	MWRF Left Turn Lane along Los Angeles Avenue	\$ 60,000
<b>TOTAL</b>		<b>\$ <u>8,372,090</u></b>
<b><u>2024-28</u></b>		
Infrastructure Upgrade	MWRF Control System Upgrade	\$ 300,000
New Infrastructure	Water Supply Reliability Program	\$ 481,000
Infrastructure Improvements	MWRF Generator Replacement	\$ 700,000
New Infrastructure	MWRF Left Turn Lane along Los Angeles Avenue	\$ 3,288,000
New Infrastructure	MWTP Biosolids Drying and Disposal Facility	\$ 1,750,000
Infrastructure Upgrade	Sewer Replacement and Relining	\$ 3,000,000
Infrastructure Upgrade	Pump Station #1 Upgrade	\$ 150,000
Infrastructure Upgrade	Arroyo Lift Station Improvements	\$ 350,000
Infrastructure Upgrade	Pump Station #3 Rehabilitation	\$ 250,000
Infrastructure Upgrade	Sludge Rehabilitation	\$ 235,000
<b>TOTAL</b>		<b>\$ <u>18,876,090</u></b>

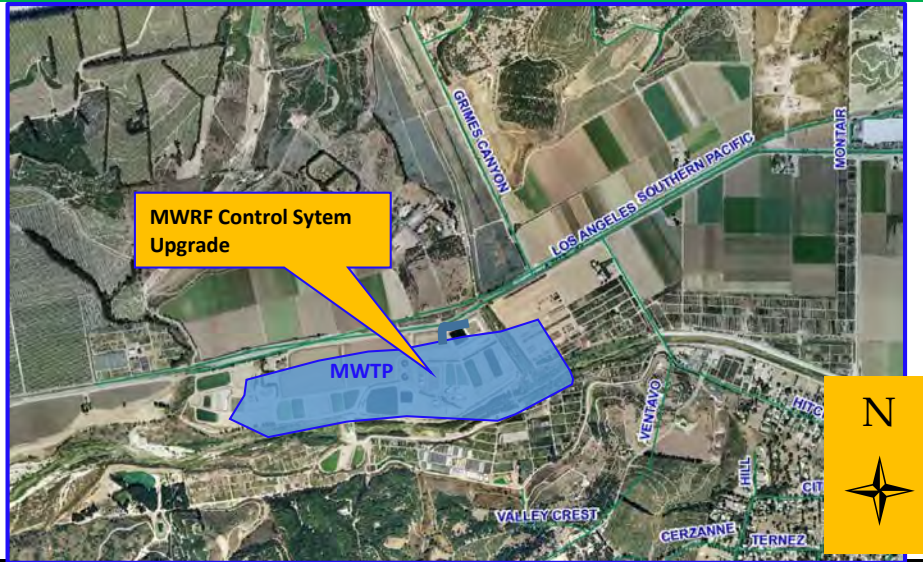
**VENTURA COUNTY PUBLIC WORKS AGENCY****WATER & SANITATION DEPARTMENT**

Project Name: MWRF Control System Upgrades

Project No.: N/A

Supr. District: 2 VCWWD No. 1 - Sewer Unincorporated Area: N/A

City of: Moorpark

**LOCATION MAP****SCOPE OF WORK AND OBJECTIVE**

Upgrade existing control system to enhance efficiency and productivity.

**ESTIMATED COST PER FISCAL YEAR**

Category	Prev Yrs	2023-24	2024-25	2025-26	2026-27	2027-28
Design		50,000	50,000			
Right-of-Way						
Con. Eng/Insp		50,000	50,000			
Construction		200,000	200,000			
Miscellaneous*						
Projected Annual O&M Costs	\$ -	\$ -				
Fiscal Year Total	\$ -	\$ 300,000	\$ 300,000	\$ -		\$ -
Total Estimated Cost:	\$ 600,000					

**ENVIRONMENTAL REQUIREMENTS**

Cat. Ex. \_\_\_\_\_ Neg. Dec. \_\_\_\_\_ EIR/EIS \_\_\_\_\_ Date Completed \_\_\_\_\_ Date Filed \_\_\_\_\_

**REMARKS**

Project to be funded by combination of operating revenues, financing, and grants (if available).

Prepared by: Jeewoong Kim

Date: 1/2023



**VENTURA COUNTY PUBLIC WORKS AGENCY****WATER & SANITATION DEPARTMENT**

Project Name: Water Supply Reliability Program

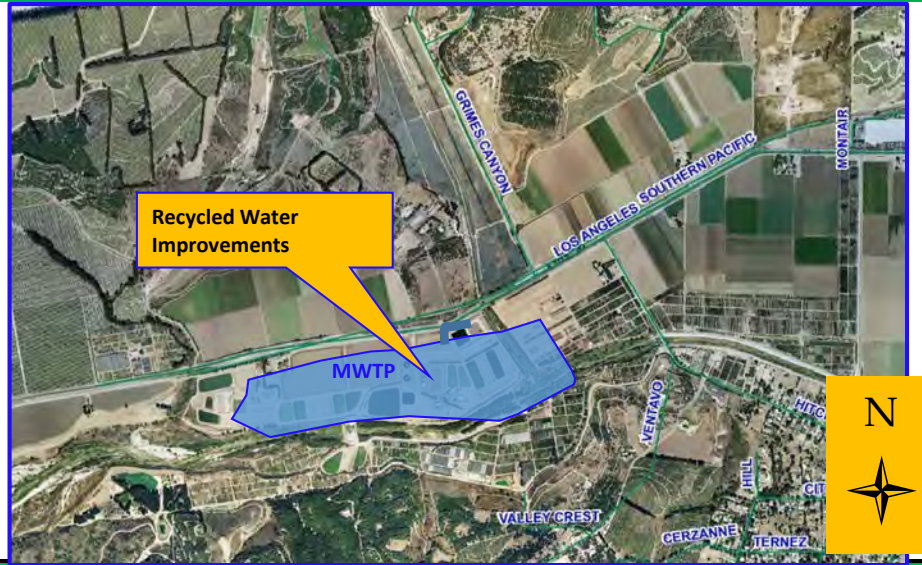
Project No.: N/A

Supr. District: 2 &amp; 4

VCWWD No. 1 - Sewer

Unincorporated Area: N/A

City of: Moorpark

**LOCATION MAP****SCOPE OF WORK AND OBJECTIVE**

This project will consist of Water supply/ Water quality improvements, Distribution System Expansion to New Developments, and Storage Improvement.

**ESTIMATED COST PER FISCAL YEAR**

Category	Prev Yrs	2023-24	2024-25	2025-26	2026-27	2027-28
Design	300,000	850,000	50,000			
Right-of-Way						
Con. Eng/Insp	40,000	700,000	80,000			
Construction	672,000	5,000,000	351,000			
Miscellaneous*						
Projected Annual O&M Costs	\$ -	\$ -				
Fiscal Year Total	\$ 1,012,000	\$ 6,550,000	\$ 481,000	\$ -		\$ -
Total Estimated Cost:	\$ 8,043,000					

**ENVIRONMENTAL REQUIREMENTS**

Cat. Ex. \_\_\_\_\_ Neg. Dec. \_\_\_\_\_ EIR/EIS \_\_\_\_\_ Date Completed \_\_\_\_\_ Date Filed \_\_\_\_\_

**REMARKS**

Project to be funded by combination of operating revenues and Prop 84 State grant.

Prepared by: Jeewoong Kim

Date: 1/2023

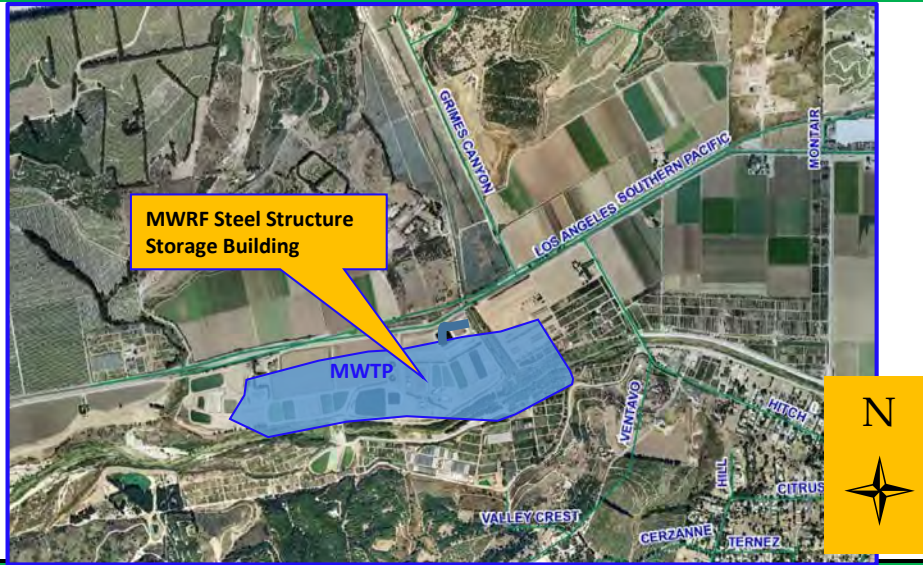
**VENTURA COUNTY PUBLIC WORKS AGENCY****WATER & SANITATION DEPARTMENT**

Project Name: MWRF Steel Structure Storage Building

Project No.: N/A

Supr. District: 2 VCWWD No. 1 - Sewer Unincorporated Area: N/A

City of: Moorpark

**LOCATION MAP****SCOPE OF WORK AND OBJECTIVE**

This project is to build a storage building at Moorpark Water Reclamation Facility (MWRF) in Moorpark. The new steel storage building will be across from the existing office and laboratory building. The proposed pad is roughly 16,000 square feet, the site is currently vacant.

**ESTIMATED COST PER FISCAL YEAR**

Category	Prev Yrs	2023-24	2024-25	2025-26	2026-27	2027-28
Design	124,000	80,000				
Right-of-Way						
Con. Eng/Insp		106,576				
Construction		975,514				
Miscellaneous*						
Projected Annual O&M Costs	\$ -	\$ -				
Fiscal Year Total	\$ 124,000	\$ 1,162,090	\$ -	\$ -		\$ -
Total Estimated Cost:	\$ 1,286,090					

**ENVIRONMENTAL REQUIREMENTS**

Cat. Ex. \_\_\_\_\_ Neg. Dec. \_\_\_\_\_ EIR/EIS \_\_\_\_\_ Date Completed \_\_\_\_\_ Date Filed \_\_\_\_\_

**REMARKS**

Project to be funded by combination of operating revenues, financing, and grants (if available).

Prepared by: Jeewoong Kim

Date: 1/2023

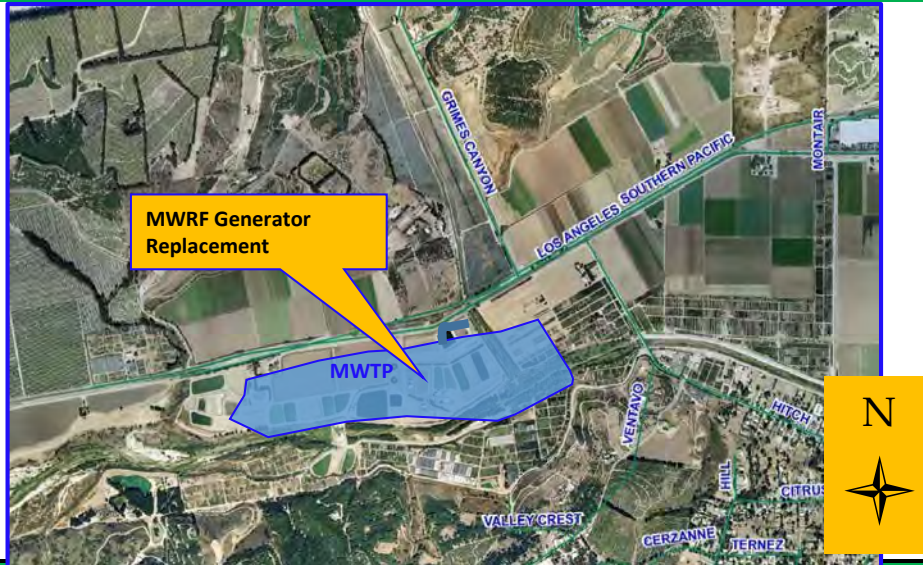
**VENTURA COUNTY PUBLIC WORKS AGENCY****WATER & SANITATION DEPARTMENT**

Project Name: MWRF Generator Replacement

Project No.: N/A

Supr. District: 2 VCWWD No. 1 - Sewer Unincorporated Area: N/A

City of: Moorpark

**LOCATION MAP****SCOPE OF WORK AND OBJECTIVE**

To replace existing generator for reliable production and enhance efficiency.

**ESTIMATED COST PER FISCAL YEAR**

Category	Prev Yrs	2023-24	2024-25	2025-26	2026-27	2027-28
Design		300,000				
Right-of-Way						
Con. Eng/Insp			100,000	100,000		
Construction			250,000	250,000		
Miscellaneous*						
Projected Annual O&M Costs	\$ -	\$ -				
Fiscal Year Total	\$ -	\$ 300,000	\$ 350,000	\$ 350,000		\$ -
Total Estimated Cost:	\$ 1,000,000					

**ENVIRONMENTAL REQUIREMENTS**

Cat. Ex. \_\_\_\_\_ Neg. Dec. \_\_\_\_\_ EIR/EIS \_\_\_\_\_ Date Completed \_\_\_\_\_ Date Filed \_\_\_\_\_

**REMARKS**

Project to be funded by combination of operating revenues, financing, and grants (if available).

Prepared by: Jeewoong Kim

Date: 1/2023



**VENTURA COUNTY PUBLIC WORKS AGENCY****WATER & SANITATION DEPARTMENT**

Project Name: MWTP Biosolids Drying and Disposal Facility

Project No.: N/A

Supr. District: 2 VCWWD No. 1 - Sewer Unincorporated Area: X

City of: N/A

**LOCATION MAP****SCOPE OF WORK AND OBJECTIVE**

Construction of the solids handling facilities including but not limited to aerobic digester, gravity belt thickening unit and additional solids storage area.

**ESTIMATED COST PER FISCAL YEAR**

Category	Prev Yrs	2023-24	2024-25	2025-26	2026-27	2027-28
Design	7,800			100,000		
Right-of-Way	6,500					
Con. Eng/Insp				330,000		
Construction				1,320,000		
Miscellaneous*						
Projected Annual O&M Costs	\$ -	\$ -	\$ -	\$ -		
Fiscal Year Total	\$ 14,300	\$ -	\$ -	\$ 1,750,000	\$ -	\$ -
Total Estimated Cost:	\$ 1,764,300					

**ENVIRONMENTAL REQUIREMENTS**Cat. Ex. ☒ Neg. Dec. \_\_\_\_\_ EIR/EIS \_\_\_\_\_ Date Completed \_\_\_\_\_ Date Filed \_\_\_\_\_**REMARKS**

Project to be funded by combination of operating revenues, financing, and grants (if available).

Prepared by: Jeewoong Kim

Date: 1/2023



**VENTURA COUNTY PUBLIC WORKS AGENCY****WATER & SANITATION DEPARTMENT**

Project Name: MWRF Left Turn Lane along Los Angeles Avenue

Project No.: N/A

Supr. District: 2 VCWWD No. 1 - Sewer Unincorporated Area: N/A

City of: Moorpark

**LOCATION MAP****SCOPE OF WORK AND OBJECTIVE**

Construction left turn lane to Moorpark Wastewater Rehabilitation Facility to alleviate safety issue at the MWRF entrance on Los Angeles Avenue.

**ESTIMATED COST PER FISCAL YEAR**

Category	Prev Yrs	2023-24	2024-25	2025-26	2026-27	2027-28
Design	140,000	30,000	400,000	13,000		
Right-of-Way		30,000	50,000			
Con. Eng/Insp			50,000	375,000		
Construction			700,000	1,700,000		
Miscellaneous*						
Projected Annual O&M Costs	\$ -	\$ -				
Fiscal Year Total	\$ 140,000	\$ 60,000	\$ 1,200,000	\$ 2,088,000		\$ -
Total Estimated Cost:	\$ 3,488,000					

**ENVIRONMENTAL REQUIREMENTS**Cat. Ex. \_\_\_\_\_ Neg. Dec.  X  EIR/EIS \_\_\_\_\_ Date Completed \_\_\_\_\_ Date Filed \_\_\_\_\_**REMARKS**

Project to be funded by combination of operating revenues, financing, and grants (if available).

Prepared by: Jeewoong Kim

Date: 1/2023

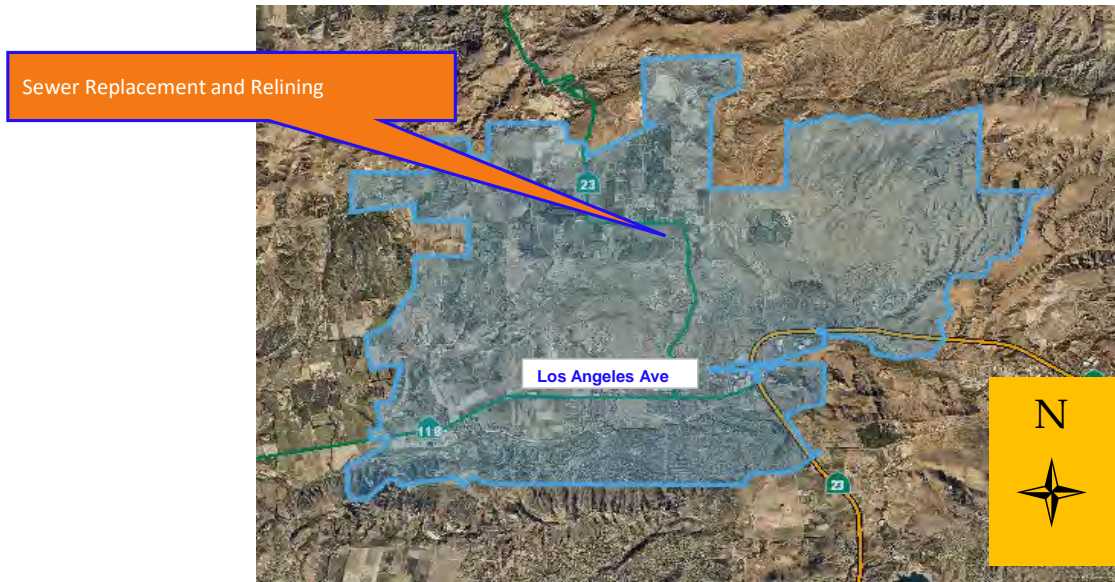
**VENTURA COUNTY PUBLIC WORKS AGENCY****WATER & SANITATION DEPARTMENT**

Project Name: Sewer Replacement and Relining

Project No.: N/A

Supr. District: 4 VCWWD No. 1 - Sewer Unincorporated Area: X

City of: N/A

**LOCATION MAP****SCOPE OF WORK AND OBJECTIVE**

Replacement and relining of ageing, sagging, leaking and clogged sewer pipelines

**ESTIMATED COST PER FISCAL YEAR**

Category	Prev Yrs	2023-24	2024-25	2025-26	2026-27	2027-28
Design			200,000	100,000	100,000	
Right-of-Way			50,000	25,000	25,000	
Con. Eng/Insp			250,000	125,000	125,000	
Construction			1,000,000	500,000	500,000	
Miscellaneous*						
Projected Annual O&M Costs	\$ -	\$ -	\$ -			\$ -
Fiscal Year Total	\$ -	\$ -	\$ 1,500,000	\$ 750,000	\$ 750,000	\$ -
Total Estimated Cost:	\$ 3,000,000					

**ENVIRONMENTAL REQUIREMENTS**Cat. Ex. ☒ Neg. Dec. \_\_\_\_\_ EIR/EIS \_\_\_\_\_ Date Completed \_\_\_\_\_ Date Filed \_\_\_\_\_**REMARKS**

Project to be funded by combination of operating revenues, financing, and grants (if available).

Prepared by: Jeewoong Kim

Date: 1/2023

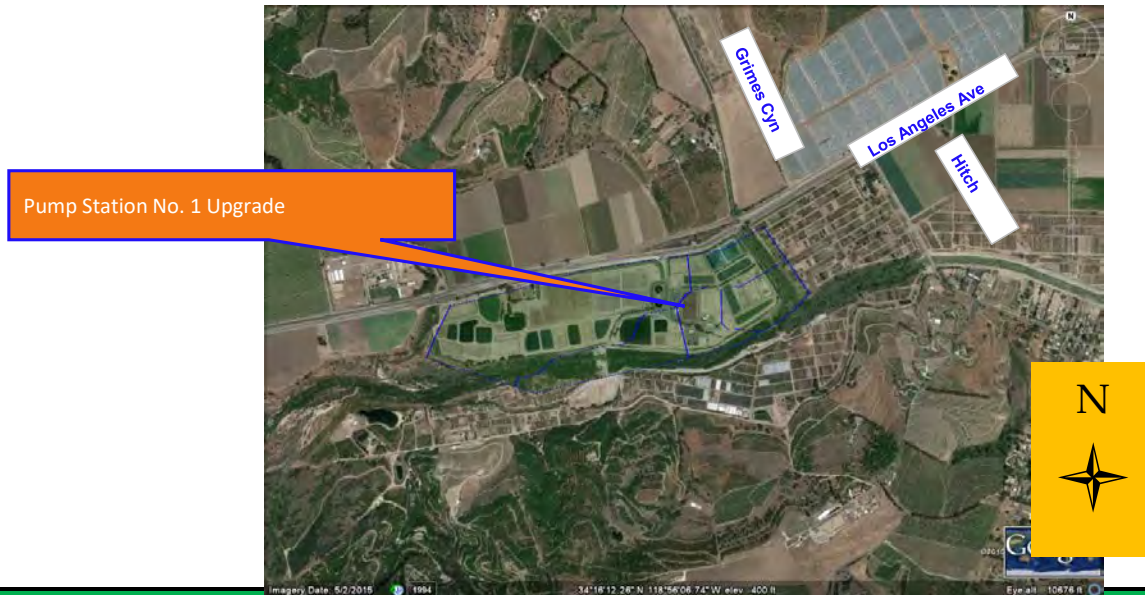
**VENTURA COUNTY PUBLIC WORKS AGENCY****WATER & SANITATION DEPARTMENT**

Project Name: Pump Station #1 Upgrade

Project No.: N/A

Supr. District: 2 VCWWD No. 1 - Sewer Unincorporated Area: X

City of: N/A

**LOCATION MAP****SCOPE OF WORK AND OBJECTIVE**

Upgrade existing pump station no.1 to enhance efficiency and productivity.

**ESTIMATED COST PER FISCAL YEAR**

Category	Prev Yrs	2023-24	2024-25	2025-26	2026-27	2027-28
Design				50,000		
Right-of-Way						
Con. Eng/Insp						
Construction				100,000		
Miscellaneous*						
Projected Annual O&M Costs	\$ -	\$ -	\$ -			
Fiscal Year Total	\$ -	\$ -	\$ -	\$ 150,000	\$ -	\$ -
Total Estimated Cost:	\$ 150,000					

**ENVIRONMENTAL REQUIREMENTS**Cat. Ex. ☒ Neg. Dec. \_\_\_\_\_ EIR/EIS \_\_\_\_\_ Date Completed \_\_\_\_\_ Date Filed \_\_\_\_\_**REMARKS**

Project to be funded by combination of operating revenues, financing, and grants (if available).

Prepared by: Jeewoong Kim

Date: 1/2023



**VENTURA COUNTY PUBLIC WORKS AGENCY****WATER & SANITATION DEPARTMENT**

Project Name: Arroyo Lift Station Improvements

Project No.: N/A

Supr. District: 2 VCWWD No. 1 - Sewer Unincorporated Area: X

City of: N/A

**LOCATION MAP****SCOPE OF WORK AND OBJECTIVE**

Rehabilitation and repair of Arroyo Lift Station including adding VFD for pump 2, rebuilding for pump 2 and additional upgrades and improvements

**ESTIMATED COST PER FISCAL YEAR**

Category	Prev Yrs	2023-24	2024-25	2025-26	2026-27	2027-28
Design			50,000			
Right-of-Way						
Con. Eng/Insp						
Construction			300,000			
Miscellaneous*						
Projected Annual O&M Costs	\$ -	\$ -	\$ -			
Fiscal Year Total	\$ -	\$ -	\$ 350,000	\$ -	\$ -	\$ -
Total Estimated Cost:	\$ 350,000					

**ENVIRONMENTAL REQUIREMENTS**Cat. Ex. ☒ Neg. Dec. \_\_\_\_\_ EIR/EIS \_\_\_\_\_ Date Completed \_\_\_\_\_ Date Filed \_\_\_\_\_**REMARKS**

Project to be funded by combination of operating revenues, financing, and grants (if available).

Prepared by: Jeewoong Kim

Date: 1/2023



**VENTURA COUNTY PUBLIC WORKS AGENCY****WATER & SANITATION DEPARTMENT**

Project Name: Pump Station #3 Rehabilitation

Project No.: N/A

Supr. District: 2 VCWWD No. 1 - Sewer Unincorporated Area: X

City of: N/A

**LOCATION MAP****SCOPE OF WORK AND OBJECTIVE**

Rehabilitation of existing pump station no. 3, and installation of generator

**ESTIMATED COST PER FISCAL YEAR**

Category	Prev Yrs	2023-24	2024-25	2025-26	2026-27	2027-28
Design			50,000			
Right-of-Way						
Con. Eng/Insp						
Construction			200,000			
Miscellaneous*						
Projected Annual O&M Costs	\$ -	\$ -	\$ -			
Fiscal Year Total	\$ -	\$ -	\$ 250,000	\$ -	\$ -	\$ -
Total Estimated Cost:	\$ 250,000					

**ENVIRONMENTAL REQUIREMENTS**Cat. Ex. ☒ Neg. Dec. \_\_\_\_\_ EIR/EIS \_\_\_\_\_ Date Completed \_\_\_\_\_ Date Filed \_\_\_\_\_**REMARKS**

Project to be funded by combination of operating revenues, financing, and grants (if available).

Prepared by: Jeewoong Kim

Date: 1/2023

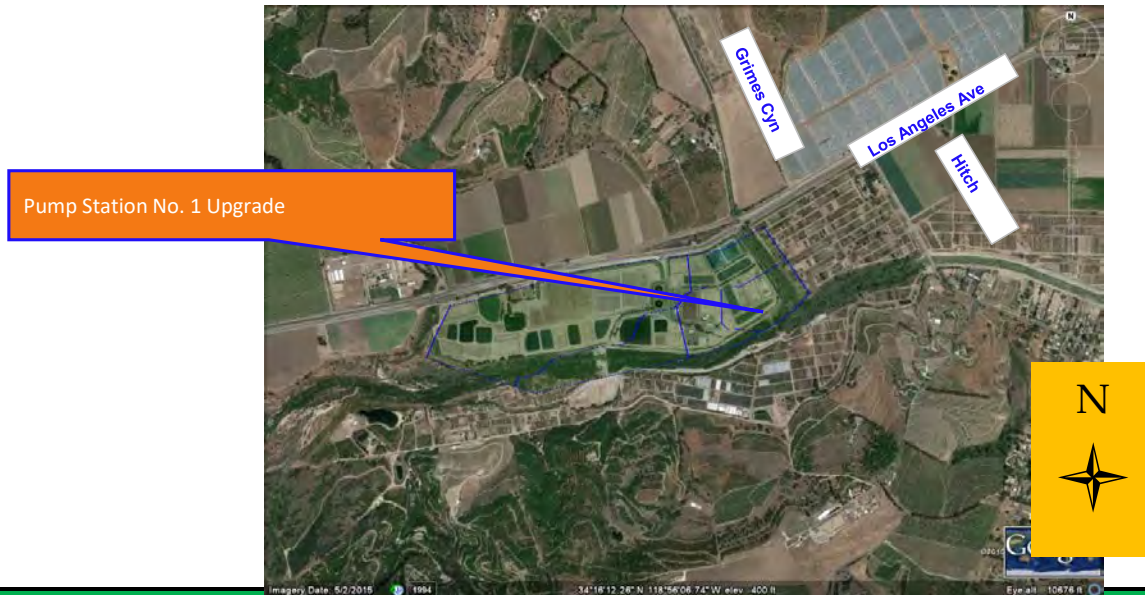
**VENTURA COUNTY PUBLIC WORKS AGENCY****WATER & SANITATION DEPARTMENT**

Project Name: Sludge Rehabilitation

Project No.: N/A

Supr. District: 2 VCWWD No. 1 - Sewer Unincorporated Area: X

City of: N/A

**LOCATION MAP****SCOPE OF WORK AND OBJECTIVE**

Sludge rehabilitation including expanding sludge drying beds with drainage back to headworks

**ESTIMATED COST PER FISCAL YEAR**

Category	Prev Yrs	2023-24	2024-25	2025-26	2026-27	2027-28
Design				35,000		
Right-of-Way						
Con. Eng/Insp						
Construction				200,000		
Miscellaneous*						
Projected Annual O&M Costs	\$ -	\$ -	\$ -			
Fiscal Year Total	\$ -	\$ -	\$ -	\$ 235,000	\$ -	\$ -
Total Estimated Cost:	\$ 235,000					

**ENVIRONMENTAL REQUIREMENTS**Cat. Ex. ☒ Neg. Dec. \_\_\_\_\_ EIR/EIS \_\_\_\_\_ Date Completed \_\_\_\_\_ Date Filed \_\_\_\_\_**REMARKS**

Project to be funded by combination of operating revenues, financing, and grants (if available).

Prepared by: Jeewoong Kim

Date: 1/2023

**VENTURA COUNTY WATER & SANITATION DEPARTMENT  
VENTURA COUNTY WATERWORKS DISTRICT NO. 16 - SEWER**

**PLANNED CAPITAL PROJECTS  
FIVE-YEAR PLAN**

<u>PROJECT</u>	<u>LOCATION &amp; DESCRIPTION</u>	<u>EST. COST</u>
<u><b>2023-24</b></u>		
New Infrastructure	Ventura County Waterworks District No. 16, Piru Treatment Plant Upgrade	\$50,000
Rehabilitation	Piru Plant Sump Boxes with pumps in Oxidation Ditches & Digesters and Rags Removal	\$50,000
<b>TOTAL</b>		<u><b>\$100,000</b></u>
<u><b>2024-28</b></u>		
New Infrastructure	Piru Wastewater Treatment Plant - Solar PV Facilities	\$1,120,000
Rehabilitation	Monitoring Wells 3 & 4 Deepening	\$130,000
Rehabilitation	Piru Plant Clarifier Brush Assembly for Algae Control	\$120,000
Rehabilitation	Piru Plant Sump Boxes with pumps in Oxidation Ditches & Digesters and Rags Removal	\$170,000
<b>TOTAL</b>		<u><b>\$1,640,000</b></u>

# VENTURA COUNTY PUBLIC WORKS AGENCY

## WATER & SANITATION DEPARTMENT

Project Name: Ventura County Waterworks District No. 16, Piru Treatment Plant Upgrade Project No.: 36704

Supr. District: 3 VCWWD No. 16 - Sewer Unincorporated Area: X City of: N/A

### LOCATION MAP



### SCOPE OF WORK AND OBJECTIVE

Construct additional desalter treatment train within the existing Piru Wastewater Treatment Plant to meet state discharge requirements.

### ESTIMATED COST PER FISCAL YEAR

Category	Prev Yrs	2023-24	2024-25	2025-26	2026-27	2027-28
Design	800,000					
Right-of-Way						
Con. Eng/Insp	1,000,000	50,000				
Construction	6,000,000					
Miscellaneous*						
Fiscal Year Total	\$ 7,800,000	\$ 50,000	\$ -	\$ -	\$ -	\$ -
Total Estimated Cost:	\$ 7,850,000					

### ENVIRONMENTAL REQUIREMENTS

Cat. Ex. Neg. Dec. EIR/EIS\_\_\_\_\_ Date Completed 9/29/04 Date Filed 10/07/04

### REMARKS

Project to be funded by combination of operating revenues, Prop 84 State grant and Federal ARPA grant

Prepared by: Jeewoong Kim

Date: 1/2023



**VENTURA COUNTY PUBLIC WORKS AGENCY****WATER & SANITATION DEPARTMENT**

Project Name: Piru Tertiary Treatment Facilities - Solar PV Facilities

Project No.:

Supr. District: 3 VCWWD No. 16 - Sewer Unincorporated Area: X

City of: N/A

**LOCATION MAP****SCOPE OF WORK AND OBJECTIVE**

Waterworks District #16 (District) is proposing a 200-KW solar photovoltaic (PV) power generation system for the Piru Wastewater Treatment Plant (PWTP) and its plant effluent desalination treatment facility. The project includes engineering design, construction and project management of a solar PV system to provide most of the electricity energy requirements to operate the PWTP and the advanced desalination treatment facility. The PV system will include site improvement, solar panels, single-axis ground trackers, inverters, electrical ducting, conduits, and wiring, and electrical and instrumentation control and monitoring equipment and housing facilities.

**ESTIMATED COST PER FISCAL YEAR**

Category	Prev Yrs	2023-24	2024-25	2025-26	2026-27	2027-28
Design						
Right-of-Way						
Con. Eng/Insp						
Construction						1,120,000
Miscellaneous*						
Projected Annual O&M Cost	\$ -	\$ -	\$ -		\$ -	\$ -
Fiscal Year Total	\$ -	\$ -	\$ -	\$ -	\$ -	\$ 1,120,000
Total Estimated Cost:	\$ 1,120,000					

**ENVIRONMENTAL REQUIREMENTS**

Cat. Ex. Neg. Dec. EIR/EIS \_\_\_\_\_ Date Completed Date Filed

**REMARKS**

Project to be funded by combination of operating revenues and grants (if available).

Prepared by: Jeewoong Kim

Date: 1/2023

# VENTURA COUNTY PUBLIC WORKS AGENCY

## WATER & SANITATION DEPARTMENT

Project Name: Monitoring Wells 3 & 4 Deepening

Project No.:

Supr. District: 3 VCWWD No. 16 - Sewer Unincorporated Area: X

City of: N/A

### LOCATION MAP



### SCOPE OF WORK AND OBJECTIVE

Waterworks District #16 (District) is proposing to deepen Monitoring Wells 3 and 4 in order to accurately track groundwater levels.

### ESTIMATED COST PER FISCAL YEAR

Category	Prev Yrs	2023-24	2024-25	2025-26	2026-27	2027-28
Design			5,000			
Right-of-Way			30,000			
Con. Eng/Insp			15,000			
Construction			80,000			
Miscellaneous*						
Projected Annual O&M Cost	\$ -	\$ -	\$ -		\$ -	\$ -
Fiscal Year Total	\$ -	\$ -	\$ 130,000	\$ -	\$ -	\$ -
Total Estimated Cost:	\$ 130,000					

### ENVIRONMENTAL REQUIREMENTS

Cat. Ex. Neg. Dec. EIR/EIS \_\_\_\_\_ Date Completed Date Filed

### REMARKS

Project to be funded by combination of operating revenues and grants (if available).

Prepared by: Jeewoong Kim

Date: 1/2023

**VENTURA COUNTY PUBLIC WORKS AGENCY**  
**WATER & SANITATION DEPARTMENT**

Project Name: Piru Plant Clarifier Brush Assembly for Algae Control Project No.:

Supr. District: 3 VCWWD No. 16 - Sewer Unincorporated Area: X City of: N/A

**LOCATION MAP**



**SCOPE OF WORK AND OBJECTIVE**

To install clarifier brush assembly to control algae growth in the clarifier.

**ESTIMATED COST PER FISCAL YEAR**

Category	Prev Yrs	2023-24	2024-25	2025-26	2026-27	2027-28
Design			5,000			
Right-of-Way						
Con. Eng/Insp			15,000			
Construction			100,000			
Miscellaneous*						
Projected Annual O&M Cost	\$ -	\$ -	\$ -		\$ -	\$ -
Fiscal Year Total	\$ -	\$ -	\$ 120,000	\$ -	\$ -	\$ -
Total Estimated Cost:	\$ 120,000					

**ENVIRONMENTAL REQUIREMENTS**

Cat. Ex. Neg. Dec. EIR/EIS \_\_\_\_\_ Date Completed Date Filed

**REMARKS**

Project to be funded by combination of operating revenues and grants (if available).

Prepared by: Jeewoong Kim

Date: 1/2023

**VENTURA COUNTY PUBLIC WORKS AGENCY****WATER & SANITATION DEPARTMENT**

Project Name: Piru Plant Sump Boxes with pumps in Oxidation Ditches & Digesters and Rags Removal Project No.:

Supr. District: 3 VCWWD No. 16 - Sewer Unincorporated Area: X City of: N/A

**LOCATION MAP****SCOPE OF WORK AND OBJECTIVE**

To install sump boxes with pumps to improve performance in Oxidation Ditches and Digesters and perform Rags removal.

**ESTIMATED COST PER FISCAL YEAR**

Category	Prev Yrs	2023-24	2024-25	2025-26	2026-27	2027-28
Design			5,000			
Right-of-Way						
Con. Eng/Insp			15,000			
Construction		50,000	150,000			
Miscellaneous*						
Projected Annual O&M Cost	\$ -	\$ -	\$ -		\$ -	\$ -
Fiscal Year Total	\$ -	\$ 50,000	\$ 170,000	\$ -	\$ -	\$ -
Total Estimated Cost:	\$ 220,000					

**ENVIRONMENTAL REQUIREMENTS**

Cat. Ex. Neg. Dec. EIR/EIS \_\_\_\_\_ Date Completed Date Filed

**REMARKS**

Project to be funded by combination of operating revenues and grants (if available).

Prepared by: Jeewoong Kim

Date: 1/2023



**VENTURA COUNTY WATER & SANITATION DEPARTMENT  
VENTURA COUNTY WATERWORKS DISTRICT NO. 17**

**PLANNED CAPITAL PROJECTS  
FIVE-YEAR PLAN**

<u>PROJECT</u>	<u>LOCATION &amp; DESCRIPTION</u>	<u>EST. COST</u>
<u><b>2023-24</b></u>		
New Infrastructure	General Water System Improvements	\$100,000
New Infrastructure	Reservoir No. 3 with piping within Zone 1677	\$630,000
<b>TOTAL</b>		<u><b>\$730,000</b></u>
<u><b>2024-28</b></u>		
New Infrastructure	General Water System Improvements	\$300,000
New Infrastructure	Reservoir No. 3 with piping within Zone 1677	\$11,000,000
Rehabilitation	Coating and Repair Bell Canyon Reservoir No. 1	\$800,000
Rehabilitation	Asset Life Expectancy Study	\$350,000
<b>TOTAL</b>		<u><b>\$13,180,000</b></u>

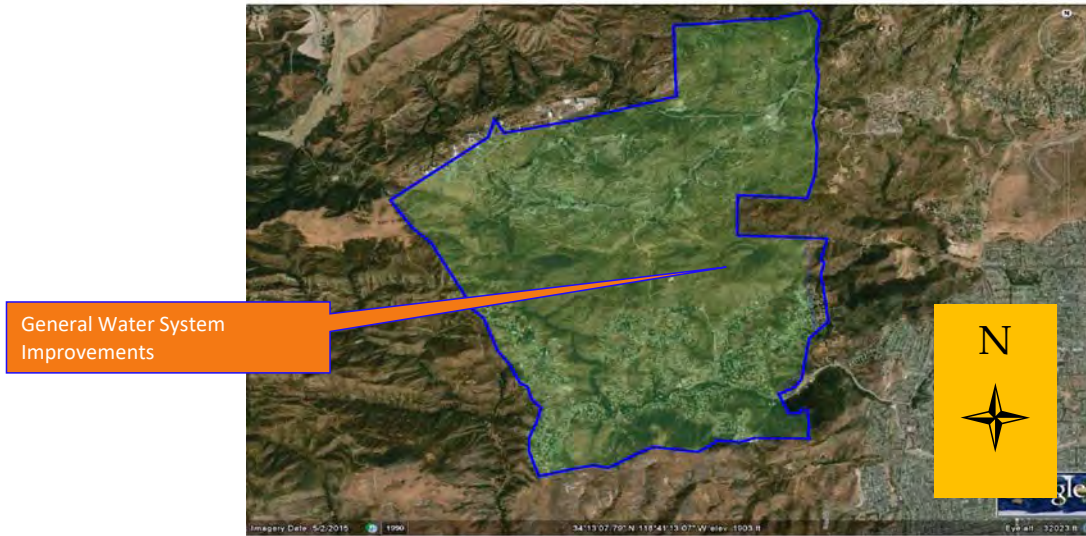
**VENTURA COUNTY PUBLIC WORKS AGENCY****WATER & SANITATION DEPARTMENT**

Project Name: General Water System Improvements

Project No.: N/A

Supr. District: 4 VCWWD No. 17 - Water Unincorporated Area: X

City of: N/A

**LOCATION MAP****SCOPE OF WORK AND OBJECTIVE**

General water system improvements on various locations in District 17. Pipe and appurtenances replacements. Improve the water distribution system efficiency and facilities. New Booster pump stations or zone configuration. Replacement of 2,400 L.F. of 10" steel piping through Bell Canyon Creek, connecting 1924 pressure zone to 1677 pressure zone.

**ESTIMATED COST PER FISCAL YEAR**

Category	Prev Yrs	2023-24	2024-25	2025-26	2026-27	2027-28
Design	100,000	100,000				
Right-of-Way						
Con. Eng/Insp			25,000	25,000	25,000	
Construction			75,000	75,000	75,000	
Miscellaneous*						
Fiscal Year Total	\$ 100,000	\$ 100,000	\$ 100,000	\$ 100,000	\$ 100,000	\$ -
Total Estimated Cost:	\$ 500,000					

**ENVIRONMENTAL REQUIREMENTS**Cat. Ex. Neg. Dec.  X  EIR/EIS   Date Completed   Date Filed  **REMARKS**

Interest-free State Revolving Fund Loan (SRF) with 30% principal forgiveness from Federal ASADRA funding. Financing eligibility associated with Federal Disaster Declaration related to 2018 Woolsey Fire. Loan application approval pending completion of CEQA.

Prepared by: Jeewoong Kim

Date: 1/2023

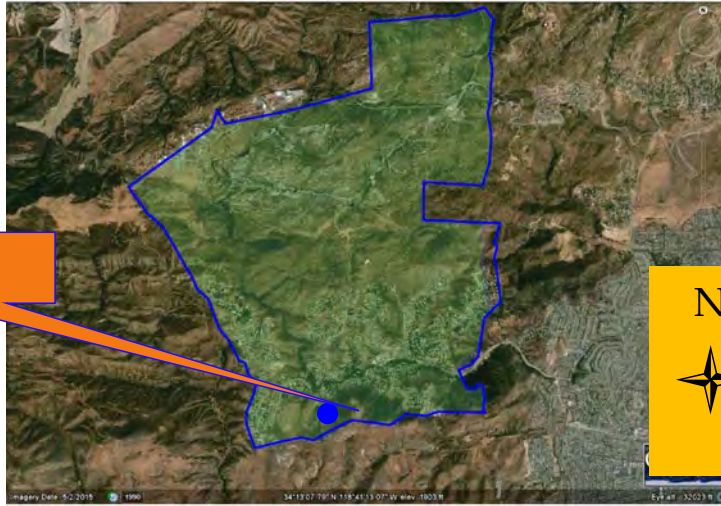
**VENTURA COUNTY PUBLIC WORKS AGENCY****WATER & SANITATION DEPARTMENT**

Project Name: Reservoir No. 3

Project No.: N/A

Supr. District: 4 VCWWD No. 17 - Water Unincorporated Area: X

City of: N/A

**LOCATION MAP**Proposed 1.74 MG  
Reservoir**SCOPE OF WORK AND OBJECTIVE**

Construction of an approximately 1.74 MG reservoir within the 1677 Zone.

**ESTIMATED COST PER FISCAL YEAR**

Category	Prev Yrs	2023-24	2024-25	2025-26	2026-27	2027-28
Design	330,000	600,000				
Right-of-Way		30,000	300,000	300,000		
Con. Eng/Insp			200,000	200,000		
Construction			5,000,000	5,000,000		
Miscellaneous*						
Projected Annual O&M Costs:	\$ -	\$ -	\$ -	\$ -	\$ -	\$ -
Fiscal Year Total	\$ 330,000	\$ 630,000	\$ 5,500,000	\$ 5,500,000	\$ -	\$ -
Total Estimated Cost:	\$ 11,960,000					

**ENVIRONMENTAL REQUIREMENTS**Cat. Ex. Neg. Dec. X EIR/EIS \_\_\_\_\_ Date Completed \_\_\_\_\_ Date Filed \_\_\_\_\_**REMARKS**

Interest-free State Revolving Fund Loan (SRF) with 30% principal forgiveness from Federal ASADRA funding. Financing eligibility associated with Federal Disaster Declaration related to 2018 Woolsey Fire. Loan application approval pending completion of CEQA.

Prepared by: Jeewoong Kim

Date: 1/2023

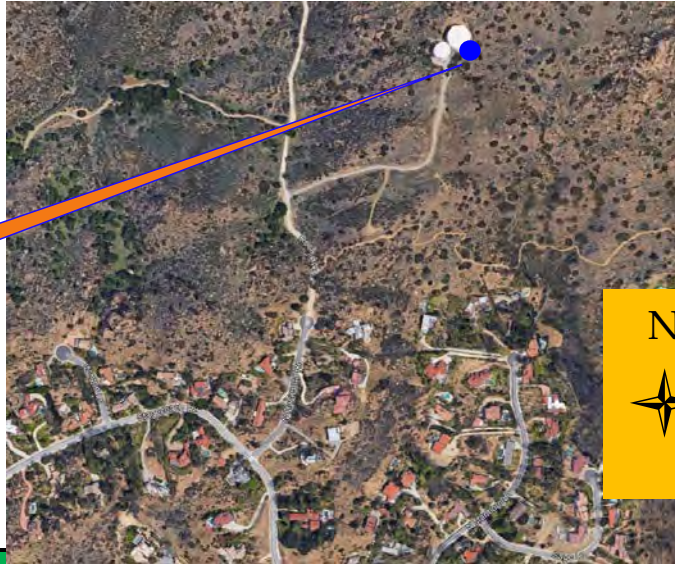
**VENTURA COUNTY PUBLIC WORKS AGENCY****WATER & SANITATION DEPARTMENT**

Project Name: Coating and Repair Bell Canyon Reservoir #1

Project No.: N/A

Supr. District: 4 VCWWD No. 17 - Water Unincorporated Area: X

City of: N/A

**LOCATION MAP**Bell Canyon  
Reservoir #1**SCOPE OF WORK AND OBJECTIVE**

Reservoir repairs shall include removal and disposal of all waste generated, spot repairs of all paint defect areas, nuts bolts, flanges, fasteners and gaskets replacements. Interior and exterior lining system. Corrosion problems correction per SSPC, AWWA and The Society of Protective Coating requirements.

**ESTIMATED COST PER FISCAL YEAR**

Category	Prev Yrs	2023-24	2024-25	2025-26	2026-27	2027-28
Design			50,000			
Right-of-Way						
Con. Eng/Insp			200,000			
Construction			550,000			
Miscellaneous*						
Projected Annual O&M Costs:	\$ -	\$ -	\$ -	\$ -	\$ -	\$ -
Fiscal Year Total	\$ -	\$ -	\$ 800,000	\$ -	\$ -	\$ -
Total Estimated Cost:	\$ 800,000					

**ENVIRONMENTAL REQUIREMENTS**

Cat. Ex. Neg. Dec. EIR/EIS\_\_\_\_\_ Date Completed \_\_\_\_\_ Date Filed \_\_\_\_\_

**REMARKS**

Project to be funded by operating revenues and grants (if available).

Prepared by: Jeewoong Kim

Date: 1/2023



**VENTURA COUNTY PUBLIC WORKS AGENCY****WATER & SANITATION DEPARTMENT**

Project Name: Asset Life Expectancy Study

Project No.: N/A

Supr. District: 4 VCWWD No. 17 - Water Unincorporated Area: X

City of: N/A

**LOCATION MAP****SCOPE OF WORK AND OBJECTIVE**

To conduct District 17 Asset Life Expectancy study.

**ESTIMATED COST PER FISCAL YEAR**

Category	Prev Yrs	2023-24	2024-25	2025-26	2026-27	2027-28
Design				100,000	250,000	
Right-of-Way						
Con. Eng/Insp						
Construction						
Miscellaneous*						
Projected Annual O&M Costs:	\$ -	\$ -	\$ -	\$ -	\$ -	\$ -
Fiscal Year Total	\$ -	\$ -	\$ -	\$ 100,000	\$ 250,000	\$ -
Total Estimated Cost:	\$ 350,000					

**ENVIRONMENTAL REQUIREMENTS**

Cat. Ex. Neg. Dec. EIR/EIS\_\_\_\_\_ Date Completed \_\_\_\_\_ Date Filed \_\_\_\_\_

**REMARKS**

Project to be funded by operating revenues and grants (if available).

Prepared by: Jeewoong Kim

Date: 1/2023

**VENTURA COUNTY WATER & SANITATION DEPARTMENT  
VENTURA COUNTY WATERWORKS DISTRICT NO. 19 - WATER**

**PLANNED CAPITAL PROJECTS  
FIVE-YEAR PLAN**

<b><u>PROJECT</u></b>	<b><u>LOCATION &amp; DESCRIPTION</u></b>	<b><u>EST. COST</u></b>
<b><u>2023-24</u></b>		
Infrastructure Improvements	Coating and Repair Balcom Canyon Reservoir	\$ 300,000
New Infrastructure, Pipeline Upgrades or Replacements	Zone 538 Reservoir and Pump Station	\$ 1,000,000
Pipeline Upgrades or Replacements	General Water System Improvements	\$ 70,000
<b>TOTAL</b>		<b><u>\$ 1,370,000</u></b>
<b><u>2024-28</u></b>		
Infrastructure Improvements	Coating and Repair Balcom Canyon Reservoir	\$ 600,000
New Infrastructure	Zone 538 Reservoir and Pump Station and Generator	\$ 3,500,000
Infrastructure Improvements	Pipeline Replacement at Caltrans ROW	\$ 3,700,000
Pipeline Upgrades or Replacements	Well No. 5 Iron & Manganese Treatment Facility	\$ 4,070,000
Pipeline Upgrades or Replacements	Aging Pipeline Replacement	\$ 500,000
Infrastructure Upgrades or Replacements	Reservoir Repair, Recoating, and Replacement Reservoirs 860 No. 2 & 1030 No. 1 & 2	\$ 1,100,000
Pipeline Upgrades or Replacements	General Water System Improvements	\$ 300,000
Infrastructure Upgrades or Replacements	Bradley Pump Station and Greentree Reservoir Construction	\$ 1,600,000
Infrastructure Upgrades or Replacements	Well 4 Pump Replacement	\$ 1,100,000
<b>TOTAL</b>		<b><u>\$ 17,840,000</u></b>

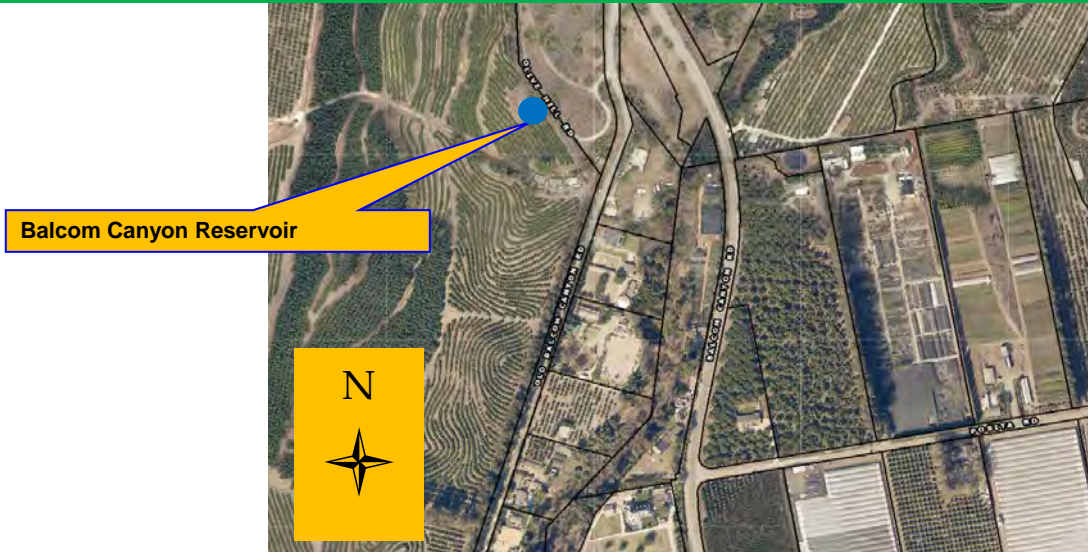
**VENTURA COUNTY PUBLIC WORKS AGENCY****WATER & SANITATION DEPARTMENT**

Project Name: Coating and Repair Balcom Canyon Reservoir

Project No.: 39898

Supr. District: 2 VCWWD No. 19 - Water Unincorporated Area: X

City of: N/A

**LOCATION MAP****SCOPE OF WORK AND OBJECTIVE**

Reservoir repairs shall include removal and disposal of all waste generated, spot repairs of all paint defect areas, nuts bolts, flanges, fasteners and gaskets replacements. Interior and exterior lining system. Corrosion problems correction per SSPC, AWWA and The Society of Protective Coating requirements.

**ESTIMATED COST PER FISCAL YEAR**

Category	Prev Yrs	2023-24	2024-25	2025-26	2026-27	2027-28
Design		20,000				
Right-of-Way						
Con. Eng/Insp		60,000	100,000			
Construction		220,000	500,000			
Miscellaneous*						
Fiscal Year Total	\$ -	\$ 300,000	\$ 600,000		\$ -	\$ -
Total Estimated Cost:	\$ 900,000					

**ENVIRONMENTAL REQUIREMENTS**Cat. Ex. \_\_\_\_\_ Neg. Dec. X EIR/EIS \_\_\_\_\_ Date Completed 2-14-2012 Date Filed 4/2013**REMARKS**

Project to be funded by combination of operating revenues, financing, and grants (if available).

Prepared by: Jeewoong Kim

Date: 1/2023

**VENTURA COUNTY PUBLIC WORKS AGENCY****WATER & SANITATION DEPARTMENT**

Project Name: Zone 538 Reservoir and Pump Station and Generator

Project No.: N/A

Supr. District: 2 VCWWD No. 19 - Water Unincorporated Area: X

City of: N/A

**LOCATION MAP****SCOPE OF WORK AND OBJECTIVE**

Increase the storage capacity of the 538 Zone by the installation of an additional reservoir or the replacement of the existing reservoir by a larger unit. Replacement of the existing transmission line crossing under the river. The water line crossing the river is very old and can be washed out of service during major storm event.

**ESTIMATED COST PER FISCAL YEAR**

Category	Prev Yrs	2023-24	2024-25	2025-26	2026-27	2027-28
Design	31,000	50,000	50,000	50,000		
Right-of-Way	23,000					
Con. Eng/Insp		100,000	150,000	150,000		
Construction		850,000	1,300,000	1,300,000	500,000	
Miscellaneous*						
Projected Annual O&M Costs:	\$ -	\$ -	\$ -	\$ -	\$ -	\$ -
Fiscal Year Total	\$ 54,000	\$ 1,000,000	\$ 1,500,000	\$ 1,500,000	\$ 500,000	\$ -
Total Estimated Cost:	\$ 4,554,000					

**ENVIRONMENTAL REQUIREMENTS**Cat. Ex. \_\_\_\_\_ Neg. Dec. X EIR/EIS \_\_\_\_\_ Date Completed \_\_\_\_\_ Date Filed \_\_\_\_\_**REMARKS**

Project to be funded by combination of operating revenues, financing, and grants (if available).

Prepared by: Jeewoong Kim

Date: 1/2023

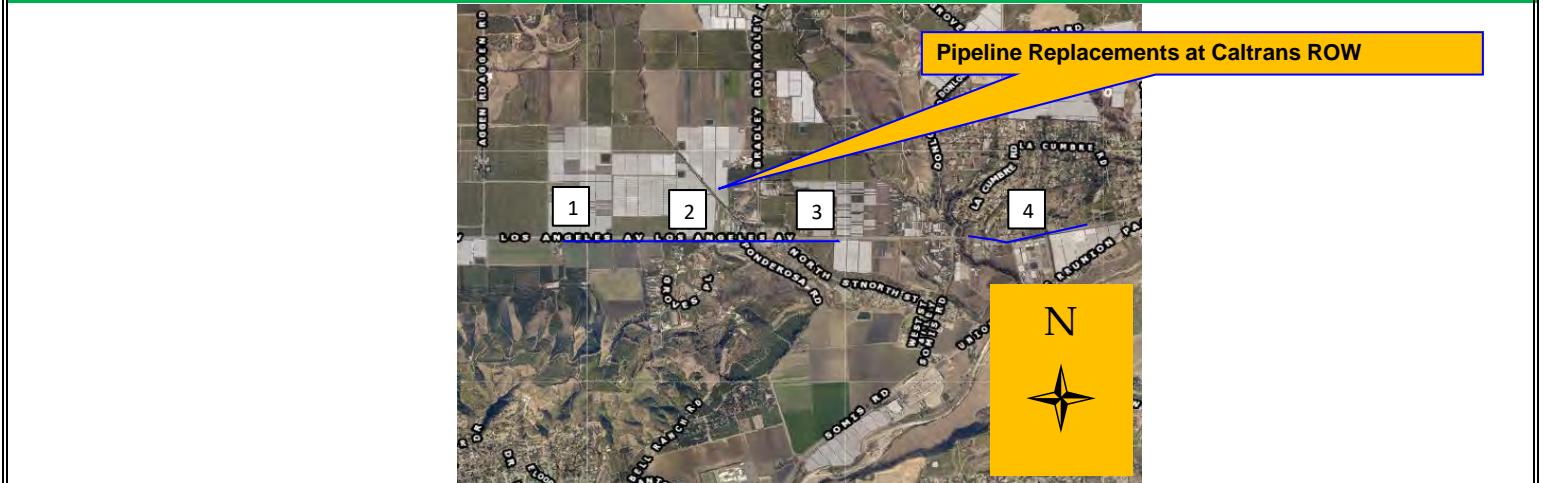


<b>VENTURA COUNTY PUBLIC WORKS AGENCY</b> <b>WATER &amp; SANITATION DEPARTMENT</b>
---

Project Name:	Pipeline Replacement at Caltrans ROW	Project No.:	39904
---------------	--------------------------------------	--------------	-------

Supr. District: 2	VCWWD No. 19 - Water	Unincorporated Area:	X	City of: N/A
-------------------	----------------------	----------------------	---	--------------

## LOCATION MAP



SCOPE OF WORK AND OBJECTIVE	
-----------------------------	--

Four (4) projects along State Highway 118 (Los Angeles Avenue) District #19 involving the Upgrade or Replacement of existing sub-sized or deteriorating water mains to improve the water system's efficiency and flexibility.

1) Highway 118, from Groves Place, west to Aggen Road; 2) Highway 118, from Bradley Road, west to Groves Place; 3) Highway 118, from Bradley Road, east to the existing 10-inch main; 4) Highway 118, Donlon Road, west to La Cumbre Road.

ESTIMATED COST PER FISCAL YEAR	
1	2
3	4
5	6
7	8
9	10
11	12
13	14
15	16
17	18
19	20
21	22
23	24
25	26
27	28
29	30
31	32
33	34
35	36
37	38
39	40
41	42
43	44
45	46
47	48
49	50
51	52
53	54
55	56
57	58
59	60
61	62
63	64
65	66
67	68
69	70
71	72
73	74
75	76
77	78
79	80
81	82
83	84
85	86
87	88
89	90
91	92
93	94
95	96
97	98
99	100
101	102
103	104
105	106
107	108
109	110
111	112
113	114
115	116
117	118
119	120
121	122
123	124
125	126
127	128
129	130
131	132
133	134
135	136
137	138
139	140
141	142
143	144
145	146
147	148
149	150
151	152
153	154
155	156
157	158
159	160
161	162
163	164
165	166
167	168
169	170
171	172
173	174
175	176
177	178
179	180
181	182
183	184
185	186
187	188
189	190
191	192
193	194
195	196
197	198
199	200
201	202
203	204
205	206
207	208
209	210
211	212
213	214
215	216
217	218
219	220
221	222
223	224
225	226
227	228
229	230
231	232
233	234
235	236
237	238
239	240
241	242
243	244
245	246
247	248
249	250
251	252
253	254
255	256
257	258
259	260
261	262
263	264
265	266
267	268
269	270
271	272
273	274
275	276
277	278
279	280
281	282
283	284
285	286
287	288
289	290
291	292
293	294
295	296
297	298
299	300
301	302
303	304
305	306
307	308
309	310
311	312
313	314
315	316
317	318
319	320
321	322
323	324
325	326
327	328
329	330
331	332
333	

Category	Prev Yrs	2023-24	2024-25	2025-26	2026-27	2027-28
Design	3,000		50,000	50,000	50,000	50,000
Right-of-Way			95,000	95,000	95,000	95,000
Con. Eng/Insp			130,000	130,000	130,000	130,000
Construction			650,000	650,000	650,000	650,000
Miscellaneous*						
Projected Annual O&M Costs:	\$ -	\$ -	\$ -	\$ -	\$ -	\$ -
Fiscal Year Total	\$ 3,000	\$ -	\$ 925,000	\$ 925,000	\$ 925,000	\$ 925,000
Total Estimated Cost:	\$ 3,703,000					

## ENVIRONMENTAL REQUIREMENTS

Cat. Ex. \_\_\_\_\_ Neg. Dec. X EIR/EIS \_\_\_\_\_ Date Completed 2-14-12 Date Filed 4/2013

REMARKS	
---------	--

Project to be funded by combination of operating revenues, financing, and grants (if available).

Prepared by: Jeewoong Kim Date: 1/2023

Prepared by: Jeewoong Kim Date: 1/2023

**VENTURA COUNTY PUBLIC WORKS AGENCY****WATER & SANITATION DEPARTMENT**

Project Name: Well No. 5 Iron and Manganese Treatment Facility

Project No.: N/A

Supr. District: 2 VCWWD No. 19 - Water Unincorporated Area: X

City of: N/A

**LOCATION MAP****SCOPE OF WORK AND OBJECTIVE**

Provide wellhead treatment including well pump, motor, piping, iron and manganese treatment, instrumentation and site improvements to replace one of the existing wells, particularly Well No. 3.

**ESTIMATED COST PER FISCAL YEAR**

Category	Prev Yrs	2023-24	2024-25	2025-26	2026-27	2027-28
Design				200,000	200,000	200,000
Right-of-Way				50,000	50,000	50,000
Con. Eng/Insp				200,000	200,000	200,000
Construction			470,000	750,000	750,000	750,000
Miscellaneous*						
Projected Annual O&M Costs:	\$ -	\$ -	\$ -		\$ -	\$ -
Fiscal Year Total	\$ -	\$ -	\$ 470,000	\$ 1,200,000	\$ 1,200,000	\$ 1,200,000
Total Estimated Cost:	\$ 4,070,000					

**ENVIRONMENTAL REQUIREMENTS**

Cat. Ex. \_\_\_\_\_ Neg. Dec. \_\_\_\_\_ EIR/EIS \_\_\_\_\_ Date Completed 2-14-12 Date Filed \_\_\_\_\_

**REMARKS**

Project to be funded by combination of operating revenues, financing, and grants (if available).

Prepared by: Jeewoong Kim

Date: 1/2023

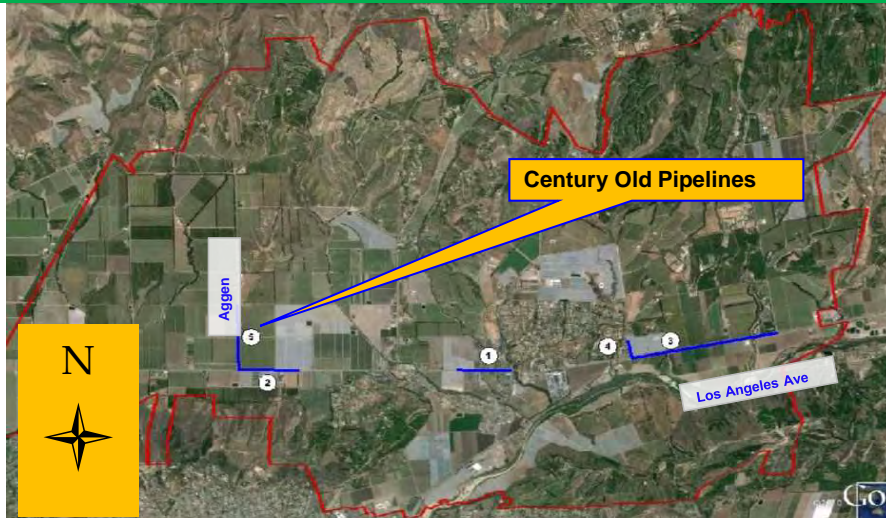
**VENTURA COUNTY PUBLIC WORKS AGENCY****WATER & SANITATION DEPARTMENT**

Project Name: Aging Pipeline Replacements

Project No.: N/A

Supr. District: 2 VCWWD No. 19 - Water Unincorporated Area: X

City of: N/A

**LOCATION MAP****SCOPE OF WORK AND OBJECTIVE**

Various projects within District #19 involving the Upgrade or Replacement of existing pipelines which are almost 100 years old and are rapidly deteriorating.

1. Portion of pipeline along L.A. Avenue between Bradley and Donlon
2. Portion of pipeline along L.A. Avenue between Groves and Agen
3. Portion of pipeline along L.A. Avenue between Sand Canyon Rd and Balcom Canyon
4. Pipeline parallel to Chari Lane from E&M Reservoir to La Ave 5.
5. Pipeline at Aggen Rd north of L.A. Ave to 3,800 feet north.

**ESTIMATED COST PER FISCAL YEAR**

Category	Prev Yrs	2023-24	2024-25	2025-26	2026-27	2027-28
Design						500,000
Right-of-Way						
Con. Eng/Insp						
Construction						
Miscellaneous*						
Projected Annual O&M Costs:	\$ -	\$ -	\$ -		\$ -	\$ -
Fiscal Year Total	\$ -	\$ -	\$ -		\$ -	\$ 500,000
Total Estimated Cost:	\$ 500,000					

**ENVIRONMENTAL REQUIREMENTS**Cat. Ex. ☒ Neg. Dec. EIR/EIS \_\_\_\_\_ Date Completed \_\_\_\_\_ Date Filed \_\_\_\_\_**REMARKS**

Project to be funded by combination of operating revenues, financing, and grants (if available).

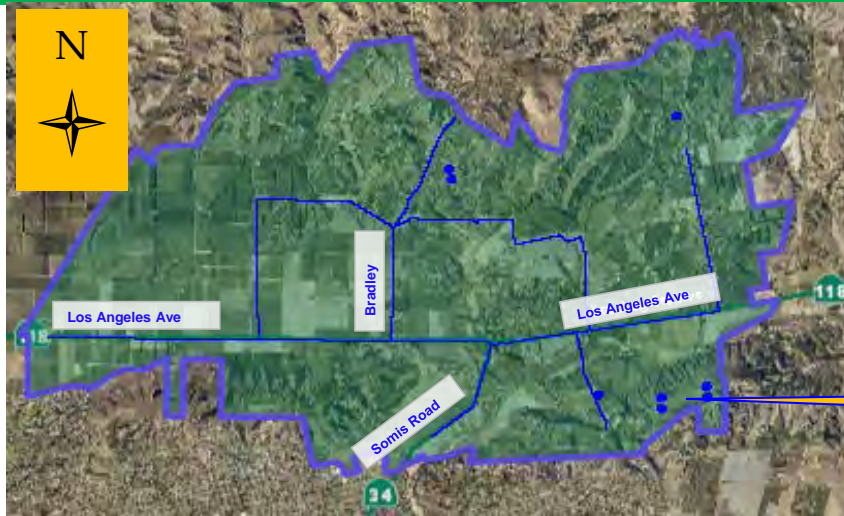
Prepared by: Jeewoong Kim

Date: 1/2023

**VENTURA COUNTY PUBLIC WORKS AGENCY****WATER & SANITATION DEPARTMENT**

Project Name: Reservoir Repair, Recoating, and Replacement of Reservoirs 860 No. 2 & 1030 No. 1 & 2 Project No.: N/A

Supr. District: 2 VCWWD No. 19 - Water Unincorporated Area: X City of: N/A

**LOCATION MAP****SCOPE OF WORK AND OBJECTIVE**

Reservoir repairs for Reservoirs 860 No. 2 and replacement of 1030 No. 1 & 2. Reservoir repairs shall include removal and disposal of all waste generated, spot repairs of all paint defect areas, nuts bolts, flanges, fasteners and gaskets replacements. Interior and exterior lining system. Corrosion problems correction per SSPC, AWWA and The Society of Protective Coating requirements.

**ESTIMATED COST PER FISCAL YEAR**

Category	Prev Yrs	2023-24	2024-25	2025-26	2026-27	2027-28
Design			200,000	30,000		
Right-of-Way						
Con. Eng/Insp				60,000	70,000	
Construction				240,000	500,000	
Miscellaneous*						
Projected Annual O&M Costs:	\$ -	\$ -	\$ -	\$ -	\$ -	\$ -
Fiscal Year Total	\$ -	\$ -	\$ 200,000	\$ 330,000	\$ 570,000	\$ -
Total Estimated Cost:	\$ 1,100,000					

**ENVIRONMENTAL REQUIREMENTS**

Cat. Ex.   X   Neg. Dec. EIR/EIS        Date Completed            Date Filed           

**REMARKS**

Project to be funded by combination of operating revenues, financing, and grants (if available).

Prepared by: Jeewoong Kim

Date: 1/2023



**VENTURA COUNTY PUBLIC WORKS AGENCY**  
**WATER & SANITATION DEPARTMENT**

Project Name: General Water System Improvements Project No.: N/A  
 Supr. District: 2 VCWWD No. 19 - Water Unincorporated Area: X City of: N/A

**LOCATION MAP**



**SCOPE OF WORK AND OBJECTIVE**

General water system improvements on various locations all over District 19. Pipe and appurtenances replacements. Improve the water distribution system efficiency and facilities onsite improvements and upgrades.

**ESTIMATED COST PER FISCAL YEAR**

Category	Prev Yrs	2023-24	2024-25	2025-26	2026-27	2027-28
Design		4,200	4,200	4,200	6,200	6,200
Right-of-Way		3,500	3,500	3,500	4,750	4,750
Con. Eng/Insp		8,400	8,400	8,400	8,400	8,400
Construction		53,900	53,900	53,900	60,650	60,650
Miscellaneous*						
Projected Annual O&M Costs:	\$ -	\$ -	\$ -	\$ -	\$ -	\$ -
Fiscal Year Total	\$ -	\$ 70,000	\$ 70,000	\$ 70,000	\$ 80,000	\$ 80,000
Total Estimated Cost:	\$ 370,000					

**ENVIRONMENTAL REQUIREMENTS**

Cat. Ex. ☒ Neg. Dec. EIR/EIS \_\_\_\_\_ Date Completed \_\_\_\_\_ Date Filed \_\_\_\_\_

**REMARKS**

Project to be funded by combination of operating revenues, financing, and grants (if available).

Prepared by: Jeewoong Kim

Date: 1/2023

**VENTURA COUNTY PUBLIC WORKS AGENCY****WATER & SANITATION DEPARTMENT**

Project Name: Well 4 Pump Replacement

Project No.: N/A

Supr. District: 2 VCWWD No. 19 - Water Unincorporated Area: X

City of: N/A

**LOCATION MAP****SCOPE OF WORK AND OBJECTIVE**

Well No. 4 rehabilitation which includes installing 3rd filter, pump replacement, motor replacement, and lowering of existing Well No. 4.

**ESTIMATED COST PER FISCAL YEAR**

Category	Prev Yrs	2023-24	2024-25	2025-26	2026-27	2027-28
Design			50,000	60,000		
Right-of-Way						
Con. Eng/Insp			50,000	40,000		
Construction			300,000	600,000		
Miscellaneous*						
Projected Annual O&M Costs:	\$ -	\$ -	\$ -	\$ -	\$ -	\$ -
Fiscal Year Total	\$ -	\$ -	\$ 400,000	\$ 700,000	\$ -	\$ -
Total Estimated Cost:	\$ 1,100,000					

**ENVIRONMENTAL REQUIREMENTS**Cat. Ex. ☒ Neg. Dec. EIR/EIS \_\_\_\_\_ Date Completed \_\_\_\_\_ Date Filed \_\_\_\_\_**REMARKS**

Project to be funded by combination of operating revenues, financing, and grants (if available).

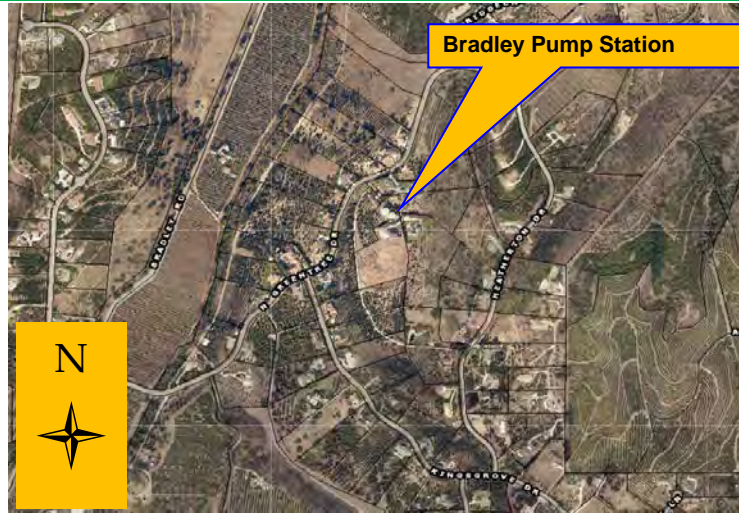
Prepared by: Jeewoong Kim

Date: 1/2023

**VENTURA COUNTY PUBLIC WORKS AGENCY****WATER & SANITATION DEPARTMENT**

Project Name: Bradley Pump Station and Greentree Reservoir Construction Project No.: N/A

Supr. District: 2 VCWWD No. 19 - Water Unincorporated Area: X City of: N/A

**LOCATION MAP****SCOPE OF WORK AND OBJECTIVE**

Construction of new Bradley pump station and Greentree Reservoir including property acquisition, electrical facilities, and pump station.

**ESTIMATED COST PER FISCAL YEAR**

Category	Prev Yrs	2023-24	2024-25	2025-26	2026-27	2027-28
Design					150,000	
Right-of-Way					150,000	300,000
Con. Eng/Insp						250,000
Construction						750,000
Miscellaneous*						
Projected Annual O&M Costs:	\$ -	\$ -	\$ -	\$ -	\$ -	\$ -
Fiscal Year Total	\$ -	\$ -	\$ -	\$ -	\$ 300,000	\$ 1,300,000
Total Estimated Cost:	\$ 1,600,000					

**ENVIRONMENTAL REQUIREMENTS**Cat. Ex.  X  Neg. Dec. EIR/EIS   Date Completed   Date Filed  **REMARKS**

Project to be funded by combination of operating revenues, financing, and grants (if available).

Prepared by: Jeewoong Kim

Date: 1/2023

**VENTURA COUNTY WATER & SANITATION DEPARTMENT  
VENTURA COUNTY WATERWORKS DISTRICT NO. 38 - WATER**

**PLANNED CAPITAL PROJECTS  
FIVE-YEAR PLAN**

<u>PROJECT</u>	<u>LOCATION &amp; DESCRIPTION</u>	<u>EST. COST</u>
<u><b>2023-24</b></u>		
Infrastructure Improvements	General Water System Improvements	\$100,000
<b>TOTAL</b>		<u><u><b>\$100,000</b></u></u>
<u><b>2024-28</b></u>		
Infrastructure Improvements	General Water System Improvements	\$400,000
Planning	Master Plan Update	\$100,000
Planning	Alternate District Source Study	\$100,000
<b>TOTAL</b>		<u><u><b>\$700,000</b></u></u>



**VENTURA COUNTY PUBLIC WORKS AGENCY****WATER & SANITATION DEPARTMENT**

Project Name: General Water System Improvements

Project No.: N/A

VCWWD No.38 -

Supr. District: 2

Water

Unincorporated Area: X

City of: N/A

**LOCATION MAP****SCOPE OF WORK AND OBJECTIVE**

Unidentified water system improvements throughout District 38 to comply with Federal and State requirements and to improve the efficiency and flexibility of the system.

**ESTIMATED COST PER FISCAL YEAR**

Category	Prev Yrs	2023-24	2024-25	2025-26	2026-27	2027-28
Design	20,000	10,000	10,000	10,000	10,000	10,000
Right-of-Way	5,000	5,000	5,000	5,000	5,000	5,000
Con. Eng/Insp	50,000	10,000	10,000	10,000	10,000	10,000
Construction	200,000	75,000	75,000	75,000	75,000	75,000
Miscellaneous*						
Fiscal Year Total	\$ 275,000	\$ 100,000	\$ 100,000	\$ 100,000	\$ 100,000	\$ 100,000
Total Estimated Cost:	\$ 775,000					

**ENVIRONMENTAL REQUIREMENTS**Cat. Ex.  X  Neg. Dec. EIR/EIS \_\_\_\_\_ Date Completed \_\_\_\_\_ Date Filed \_\_\_\_\_**REMARKS**

Lake Sherwood Community Services District - Water  
Project to be funded by operating revenues

Prepared by: Jeewoong Kim

Date: 1/2023

**VENTURA COUNTY PUBLIC WORKS AGENCY**  
**WATER & SANITATION DEPARTMENT**

Project Name: Master Plan Update

Project No.: N/A

VCWWD No.38 -

Supr. District: 2

Water

Unincorporated Area: X

City of: N/A

**LOCATION MAP**



**SCOPE OF WORK AND OBJECTIVE**

Update master plan with final buildout infrastruture.

**ESTIMATED COST PER FISCAL YEAR**

Category	Prev Yrs	2023-24	2024-25	2025-26	2026-27	2027-28
Design			100,000			
Right-of-Way						
Con. Eng/Insp						
Construction						
Miscellaneous*						
Projected Annual O&M	\$ -	\$ -	\$ -	\$ -	\$ -	\$ -
Fiscal Year Total	\$ 275,000	\$ -	\$ 100,000	\$ -	\$ -	\$ -
Total Estimated Cost:	\$ 375,000					

**ENVIRONMENTAL REQUIREMENTS**

Cat. Ex.  X  Neg. Dec. EIR/EIS \_\_\_\_\_ Date Completed \_\_\_\_\_ Date Filed \_\_\_\_\_

**REMARKS**

Lake Sherwood Community Services District - Water  
Project to be funded by operating revenues

Prepared by: Jeewoong Kim

Date: 1/2023

**VENTURA COUNTY PUBLIC WORKS AGENCY****WATER & SANITATION DEPARTMENT**

Project Name: Alternate District Source Study

Project No.: N/A

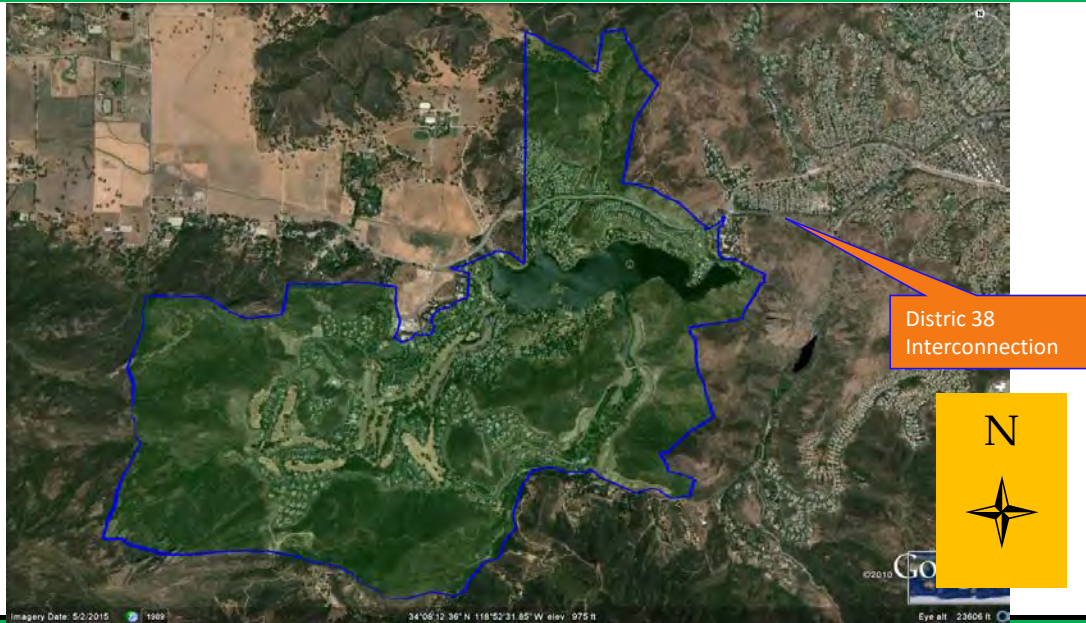
VCWWD No.38 -

Supr. District: 2

Water

Unincorporated Area: X

City of: N/A

**LOCATION MAP****SCOPE OF WORK AND OBJECTIVE**

Investigate alternate interconnection at Potrero Road East into the Thousand Oaks

**ESTIMATED COST PER FISCAL YEAR**

Category	Prev Yrs	2023-24	2024-25	2025-26	2026-27	2027-28
Design				100,000		
Right-of-Way						
Con. Eng/Insp						
Construction						
Miscellaneous*						
Projected Annual O&M	\$ -	\$ -	\$ -	\$ -	\$ -	\$ -
Fiscal Year Total	\$ 275,000	\$ -	\$ -	\$ 100,000	\$ -	\$ -
Total Estimated Cost:	\$ 375,000					

**ENVIRONMENTAL REQUIREMENTS**Cat. Ex.  X  Neg. Dec. EIR/EIS   Date Completed   Date Filed  **REMARKS**Lake Sherwood Community Services District - Water  
Project to be funded by operating revenues

Prepared by: Jeewoong Kim

Date: 1/2023

**VENTURA COUNTY WATER & SANITATION DEPARTMENT  
COUNTY SERVICE AREA NO. 29 - SEWER**

**PLANNED CAPITAL PROJECTS  
FIVE-YEAR PLAN**

<b><u>PROJECT</u></b>	<b><u>LOCATION &amp; DESCRIPTION</u></b>	<b><u>EST. COST</u></b>
<b><u>2023-24</u></b>		
Planning	Master Plan	\$100,000
Infrastructure Improvements	SCADA Improvements	\$100,000
Infrastructure Improvements	Sewer System Modernization Project	\$600,000
<b>TOTAL</b>		<b><u><u>\$800,000</u></u></b>

<b><u>PROJECT</u></b>	<b><u>LOCATION &amp; DESCRIPTION</u></b>	<b><u>EST. COST</u></b>
<b><u>2024-28</u></b>		
Planning	Master Plan	\$100,000
Infrastructure Improvements	SCADA Improvements	\$150,000
Infrastructure Improvements	Sewer System Modernization Project	\$2,000,000
Rehabilitation	Drywell Replacement and Generator	\$130,000
Rehabilitation	Electrical Systems Upgrade	\$150,000

**TOTAL \$3,330,000**



**VENTURA COUNTY PUBLIC WORKS AGENCY****WATER & SANITATION DEPARTMENT**

Project Name: Sewer System Modernization Project

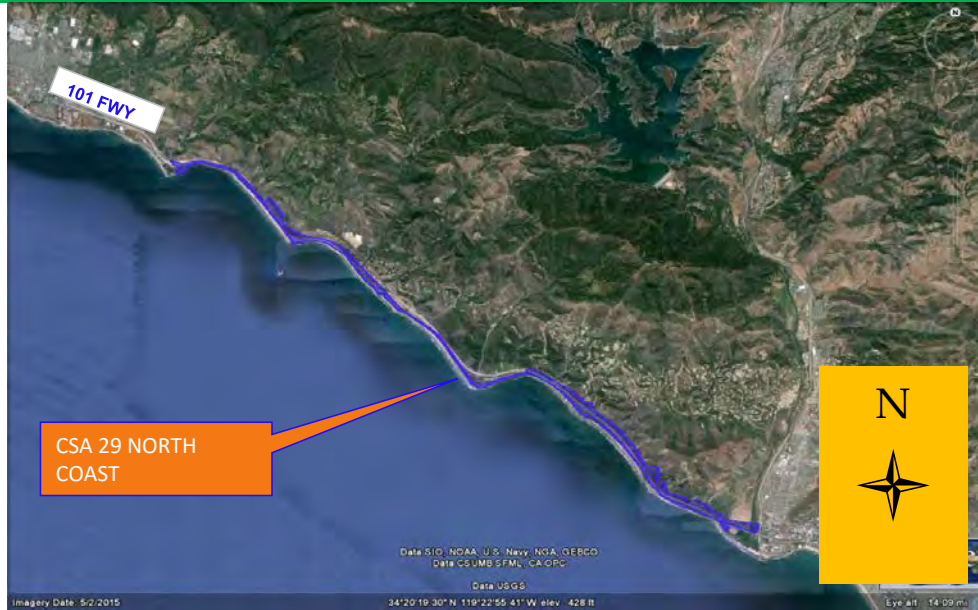
Project No.: N/A

CSA No. 29

Supr. District: 1 -Sewer

Unincorporated Area: X

City of: N/A

**LOCATION MAP****SCOPE OF WORK AND OBJECTIVE**

Unidentified sewer system improvements and replacements throughout County Service Area No. 29 to comply with Federal and State requirements, and improve the efficiency and flexibility of the system. Includes step tank upgrade and replacement of approximately 1/2-mile per year.

**ESTIMATED COST PER FISCAL YEAR**

Category	Prev Yrs	2023-24	2024-25	2025-26	2026-27	2027-28
Design		100,000	100,000			
Right-of-Way		50,000	50,000			
Con. Eng/Insp		100,000	100,000	100,000	50,000	50,000
Construction		350,000	350,000	600,000	300,000	300,000
Miscellaneous*						
Fiscal Year Total	\$ -	\$ 600,000	\$ 600,000	\$ 700,000	\$ 350,000	\$ 350,000
Total Estimated Cost:	\$ 2,600,000					

**ENVIRONMENTAL REQUIREMENTS**Cat. Ex.  X  Neg. Dec.   EIR/EIS   Date Completed   Date Filed  **REMARKS**

Project to be funded by financing.

Prepared by: Jeewoong Kim

Date: 1/2023

**VENTURA COUNTY PUBLIC WORKS AGENCY****WATER & SANITATION DEPARTMENT**

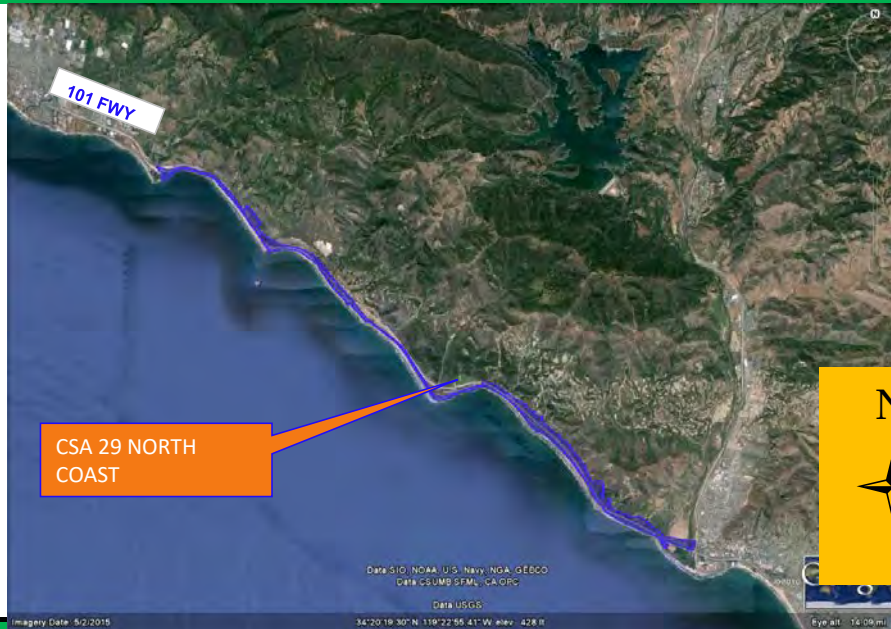
Project Name: Master Plan

Project No.: N/A

Supr. District: 1 CSA No. 29  
- Sewer

Unincorporated Area: X

City of: N/A

**LOCATION MAP****SCOPE OF WORK AND OBJECTIVE**

Master Plan to identify deficiencies and plan for future years.

**ESTIMATED COST PER FISCAL YEAR**

Category	Prev Yrs	2023-24	2024-25	2025-26	2026-27	2027-28
Design		100,000	100,000			
Right-of-Way						
Con. Eng/Insp						
Construction						
Miscellaneous*						
Projected Annual O&M	\$ -	\$ -	\$ -	\$ -	\$ -	\$ -
Fiscal Year Total	\$ -	\$ 100,000	\$ 100,000	\$ -	\$ -	\$ -
Total Estimated Cost:	\$ 200,000					

**ENVIRONMENTAL REQUIREMENTS**Cat. Ex. ☒ Neg. Dec. ☐ EIR/EIS ☐ Date Completed  Date Filed **REMARKS**

Project to be funded by financing.

Prepared by: Jeewoong Kim

Date: 1/2023

**VENTURA COUNTY PUBLIC WORKS AGENCY****WATER & SANITATION DEPARTMENT**

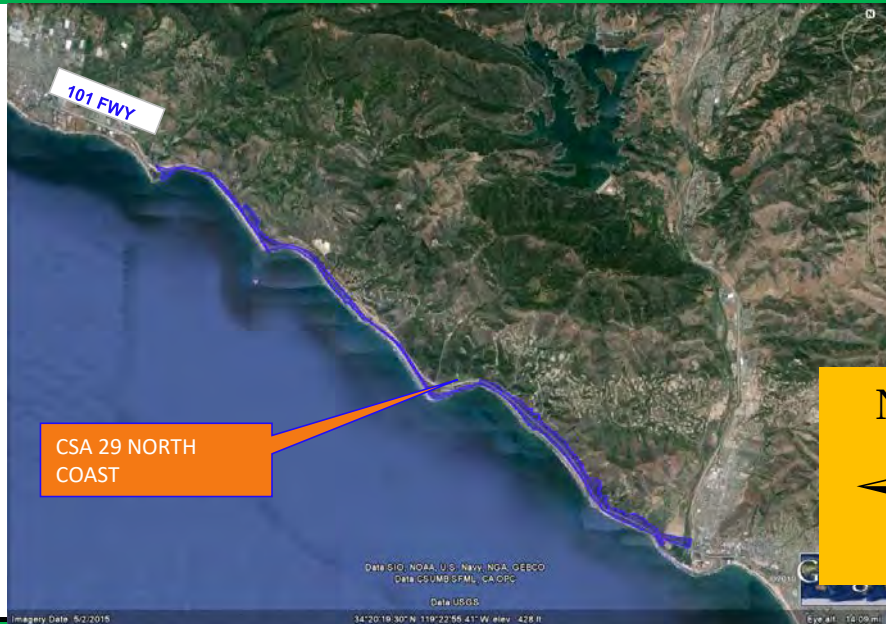
Project Name: SCADA Improvements

Project No.: N/A

Supr. District: 1 CSA No. 29  
- Sewer

Unincorporated Area: X

City of: N/A

**LOCATION MAP****SCOPE OF WORK AND OBJECTIVE**

Supervisory control and data acquisition integration to the instrumentation and control of Service Area 29 sewer system and facilities. Electrical facilities wiring and hardware upgrades and replacements. PLC ladder IOs, DOs logic control programming, troubleshooting, and automation.

**ESTIMATED COST PER FISCAL YEAR**

Category	Prev Yrs	2023-24	2024-25	2025-26	2026-27	2027-28
Design	50,000	100,000	150,000			
Right-of-Way						
Con. Eng/Insp						
Construction						
Miscellaneous*						
Projected Annual O&M	\$ -	\$ -	\$ -	\$ -	\$ -	\$ -
Fiscal Year Total	\$ 50,000	\$ 100,000	\$ 150,000	\$ -	\$ -	\$ -
Total Estimated Cost:	\$ 300,000					

**ENVIRONMENTAL REQUIREMENTS**Cat. Ex. ☒ Neg. Dec. ☐ EIR/EIS ☐ Date Completed  Date Filed **REMARKS**

Project to be funded by financing.

Prepared by: Jeewoong Kim

Date: 1/2023

**VENTURA COUNTY PUBLIC WORKS AGENCY****WATER & SANITATION DEPARTMENT**

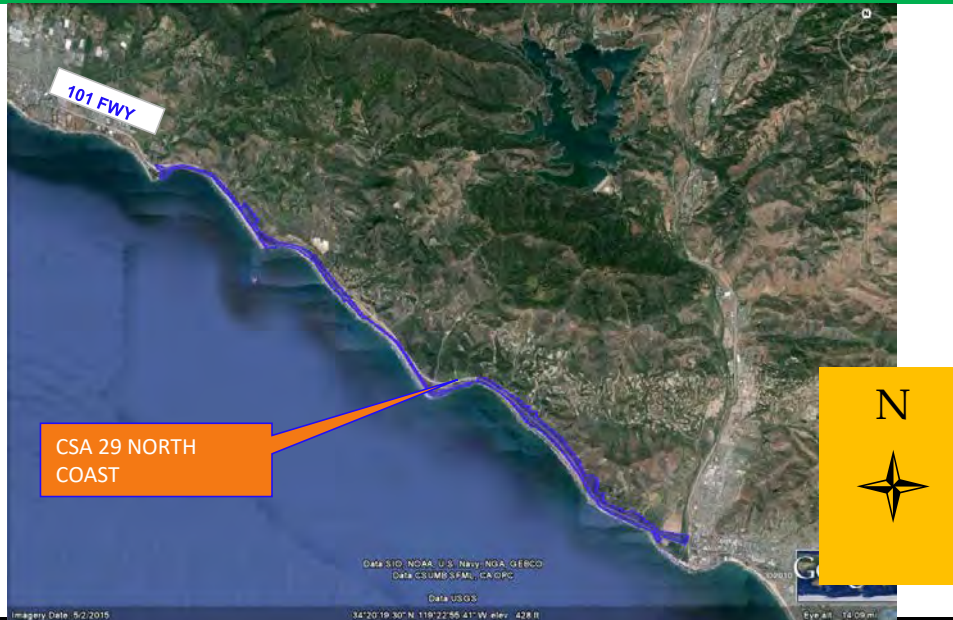
Project Name: Electrical Systems Upgrade

Project No.: N/A

Supr. District: 1 CSA No. 29  
- Sewer

Unincorporated Area: X

City of: N/A

**LOCATION MAP****SCOPE OF WORK AND OBJECTIVE**

To upgrade electrical system throughout County Service Area No. 29

**ESTIMATED COST PER FISCAL YEAR**

Category	Prev Yrs	2023-24	2024-25	2025-26	2026-27	2027-28
Design			150,000			
Right-of-Way						
Con. Eng/Insp						
Construction						
Miscellaneous*						
Projected Annual O&M	\$ -	\$ -	\$ -	\$ -	\$ -	\$ -
Fiscal Year Total	\$ -	\$ -	\$ 150,000	\$ -	\$ -	\$ -
Total Estimated Cost:	\$ 150,000					

**ENVIRONMENTAL REQUIREMENTS**Cat. Ex. ☒ Neg. Dec. ☐ EIR/EIS ☐ Date Completed  Date Filed **REMARKS**

Project to be funded by financing.

Prepared by: Jeewoong Kim

Date: 1/2023



**VENTURA COUNTY PUBLIC WORKS AGENCY****WATER & SANITATION DEPARTMENT**

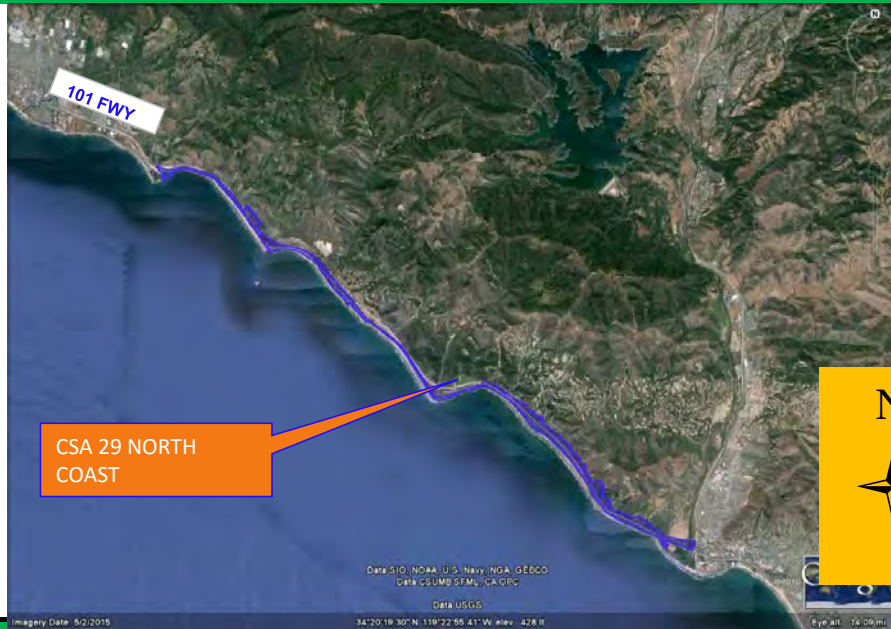
Project Name: Drywell Replacement and Generator

Project No.: N/A

Supr. District: 1 CSA No. 29  
- Sewer

Unincorporated Area: X

City of: N/A

**LOCATION MAP****SCOPE OF WORK AND OBJECTIVE**

Drywell and generator at the County Service Area No. 29 needs to be evaluated for upgrade and replacement.

**ESTIMATED COST PER FISCAL YEAR**

Category	Prev Yrs	2023-24	2024-25	2025-26	2026-27	2027-28
Design				130,000		
Right-of-Way						
Con. Eng/Insp						
Construction						
Miscellaneous*						
Projected Annual O&M	\$ -	\$ -	\$ -	\$ -	\$ -	\$ -
Fiscal Year Total	\$ -	\$ -	\$ -	\$ 130,000	\$ -	\$ -
Total Estimated Cost:	\$ 130,000					

**ENVIRONMENTAL REQUIREMENTS**Cat. Ex. ☒ Neg. Dec. ☐ EIR/EIS ☐ Date Completed  Date Filed **REMARKS**

Project to be funded by financing.

Prepared by: Jeewoong Kim

Date: 1/2023

VENTURA COUNTY WATER & SANITATION DEPARTMENT  
COUNTY SERVICE AREA NO. 30 - SEWER

PLANNED CAPITAL PROJECTS  
FIVE-YEAR PLAN

<u>PROJECT</u>	<u>LOCATION &amp; DESCRIPTION</u>	<u>EST. COST</u>
<u>2023-24</u>		
Infrastructure Upgrade	Nyeland Lift Station Upgrade	\$510,000
TOTAL \$		<u>510,000</u>

2024-28

TOTAL \$ 510,000

**VENTURA COUNTY PUBLIC WORKS AGENCY****WATER & SANITATION DEPARTMENT**

Project Name: Nyeland Lift Station Upgrade

Project No.: N/A

Supr. District: 3 CSA No. 34  
- Sewer

Unincorporated Area: X

City of: N/A

**LOCATION MAP****SCOPE OF WORK AND OBJECTIVE**

Replace and upgrade the instrumentation and controls for the Nyeland lift station, replace corroded pipe, and install a bypass manhole and prescreening.

**ESTIMATED COST PER FISCAL YEAR**

Category	Prev Yrs	2023-24	2024-25	2025-26	2026-27	2027-28
Design	5,000	10,000				
Right-of-Way						
Con. Eng/Insp		50,000				
Construction	45,000	450,000				
Miscellaneous*						
Fiscal Year Total	\$ 50,000	\$ 510,000		\$ -	\$ -	\$ -
Total Estimated Cost:	\$ 560,000					

**ENVIRONMENTAL REQUIREMENTS**Cat. Ex.  X  Neg. Dec. \_\_\_\_\_ EIR/EIS \_\_\_\_\_ Date Completed \_\_\_\_\_ Date Filed \_\_\_\_\_**REMARKS**

Project to be funded by operating revenues

Prepared by: Jeewoong Kim

Date: 1/2023

VENTURA COUNTY WATER & SANITATION DEPARTMENT  
COUNTY SERVICE AREA NO. 34 - SEWER

PLANNED CAPITAL PROJECTS  
FIVE-YEAR PLAN

<u>PROJECT</u>	<u>LOCATION &amp; DESCRIPTION</u>	<u>EST. COST</u>
<u>2023-24</u>		
Infrastructure Upgrade	Montgomery Lift Station Upgrade, Corrosion Renovation	\$550,000
TOTAL \$		<u>550,000</u>
<u>2024-28</u>		
Infrastructure Upgrade	Manhole Rehabilitation	\$270,000
TOTAL \$		<u>820,000</u>



**VENTURA COUNTY PUBLIC WORKS AGENCY****WATER & SANITATION DEPARTMENT**

Project Name: Montgomery Lift Station Upgrade

Project No.: N/A

Supr. District: 3 CSA No. 34

- Sewer

Unincorporated Area: X

City of: N/A

**LOCATION MAP****SCOPE OF WORK AND OBJECTIVE**

Replace and upgrade the instrumentation and controls for the Montgomery lift station, replace corroded pipe, and replace pumps.

**ESTIMATED COST PER FISCAL YEAR**

Category	Prev Yrs	2023-24	2024-25	2025-26	2026-27	2027-28
Design	5,000					
Right-of-Way						
Con. Eng/Insp						
Construction	45,000	550,000				
Miscellaneous*						
Fiscal Year Total	\$ 50,000	\$ 550,000	\$ -	\$ -	\$ -	\$ -
Total Estimated Cost:	\$ 600,000					

**ENVIRONMENTAL REQUIREMENTS**Cat. Ex. ☒ Neg. Dec. ☐ EIR/EIS ☐ Date Completed  Date Filed **REMARKS**

Project to be funded by operating revenues

Prepared by: Jeewoong Kim

Date: 1/2023

**VENTURA COUNTY PUBLIC WORKS AGENCY****WATER & SANITATION DEPARTMENT**

Project Name: Manhole Rehabilitation

Project No.: N/A

Supr. District: 3 CSA No. 34  
- Sewer

Unincorporated Area: X

City of: N/A

**LOCATION MAP****SCOPE OF WORK AND OBJECTIVE**

Repair and rehabilitate failing manholes, including but not limited to, repairing of rings, and relining

**ESTIMATED COST PER FISCAL YEAR**

Category	Prev Yrs	2023-24	2024-25	2025-26	2026-27	2027-28
Design			15,000	15,000		
Right-of-Way						
Con. Eng/Insp			20,000	20,000		
Construction			100,000	100,000		
Miscellaneous*						
Projected Annual O&M	\$ -	\$ -	\$ -	\$ -	\$ -	\$ -
Fiscal Year Total	\$ -	\$ -	\$ 135,000	\$ 135,000	\$ -	\$ -
Total Estimated Cost:	\$ 270,000					

**ENVIRONMENTAL REQUIREMENTS**Cat. Ex. X Neg. Dec. \_\_\_\_\_ EIR/EIS \_\_\_\_\_ Date Completed \_\_\_\_\_ Date Filed \_\_\_\_\_**REMARKS**

Project to be funded by operating revenues

Prepared by: Jeewoong Kim

Date: 1/2023

VENTURA COUNTY WATER & SANITATION DEPARTMENT  
CAMARILLO UTILITY ENTERPRISE - Sewer

PLANNED CAPITAL PROJECTS  
FIVE-YEAR PLAN

<u>PROJECT</u>	<u>LOCATION &amp; DESCRIPTION</u>	<u>EST. COST</u>
	<u>2023-24</u>	
		TOTAL \$ -
	<u>2024-28</u>	
Infrastructure Replacement	Freedom Park Lift Station Upgrade	\$630,000
		TOTAL \$630,000

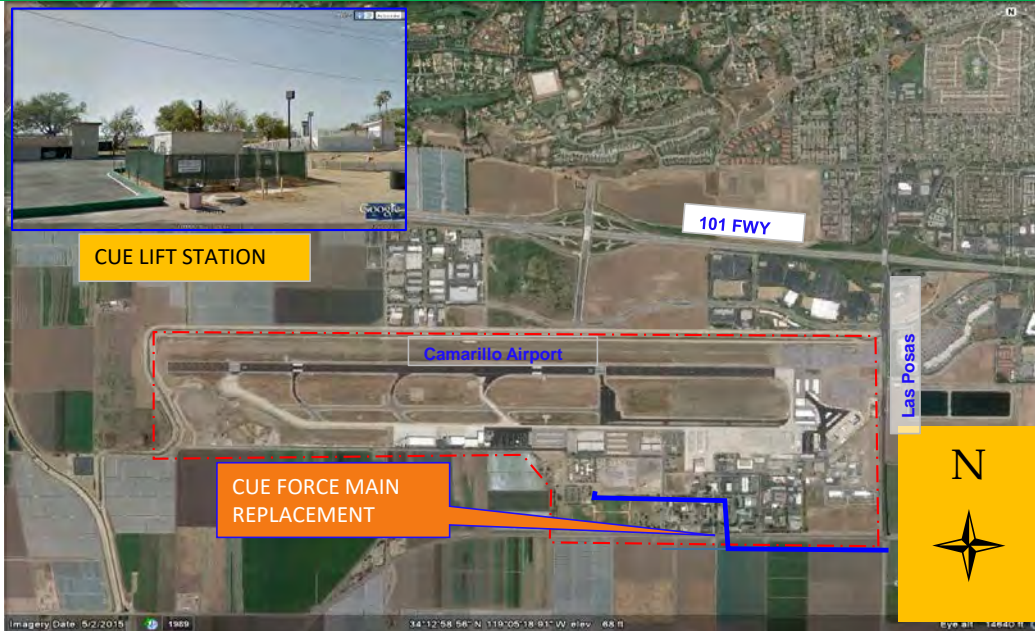
**VENTURA COUNTY PUBLIC WORKS AGENCY****WATER & SANITATION DEPARTMENT**

Project Name: Freedom Park Lift Station Upgrade  
Camarillo Utility Enterprise (CUE) - Sewer

Project No.: N/A

Supr. District: 3 Unincorporated Area: X

City of: N/A

**LOCATION MAP****SCOPE OF WORK AND OBJECTIVE**

Replace the electrical wiring, conduits, panels and instrumentation & controls for Freedom Park Lift Station.

**ESTIMATED COST PER FISCAL YEAR**

Category	Prev Yrs	2023-24	2024-25	2025-26	2026-27	2027-28
Design				70,000		
Right-of-Way						
Con. Eng/Insp					30,000	30,000
Construction					250,000	250,000
Miscellaneous*						
Fiscal Year Total	\$ -	\$ -	\$ -	\$ 70,000	\$ 280,000	\$ 280,000
Total Estimated Cost:	\$ 630,000					

**ENVIRONMENTAL REQUIREMENTS**

Cat. Ex. X Neg. Dec. \_\_\_\_\_ EIR/EIS \_\_\_\_\_ Date Completed \_\_\_\_\_ Date Filed \_\_\_\_\_

**REMARKS**

Project to be funded by operating revenues

Prepared by: Jeewoong Kim

Date: 1/2023





---

# **WATERSHED PROTECTION**

---

**Five-Year  
Capital Improvement Program**

# VENTURA COUNTY PUBLIC WORKS AGENCY

## WATERSHED PROTECTION DISTRICT

### FIVE YEAR PLANNED CAPITAL PROJECTS

#### (FUNDING SOURCE AND AMOUNT)

	<u>FISCAL YEAR</u>					
	<u>2023/2024</u>	<u>2024/2025</u>	<u>2025/2026</u>	<u>2026/2027</u>	<u>2027/2028</u>	<u>Total</u>
<b><u>Zone: 1</u></b>						
WPD Zone 1 Funding	\$ 840,910	\$ -3,855,290	\$ -296,750	\$ -1,119,375	\$ 156,000	\$ -4,274,505
Secured Grant Funding	\$ 4,320,425	\$ 3,938,960	\$ 834,250	\$ 521,875	\$ -	\$ 9,615,510
Unsecured Grant Funding	\$ 2,540,665	\$ 2,300,330	\$ 1,042,500	\$ 1,042,500	\$ -	\$ 6,925,995
<b>Zone 1 Capital Expenditures</b>	<b>\$ 7,702,000</b>	<b>\$ 2,384,000</b>	<b>\$ 1,580,000</b>	<b>\$ 445,000</b>	<b>\$ 156,000</b>	<b>\$ 12,267,000</b>
<b><u>Zone: 2</u></b>						
WPD Zone 2 Funding	\$ 13,507,179	\$ 281,800	\$ 233,300	\$ 42,000	\$ 200,000	\$ 14,264,279
Secured Grant Funding	\$ 405,700	\$ 405,700	\$ 405,700	\$ -	\$ -	\$ 1,217,100
Unsecured Grant Funding	\$ 8,125,000	\$ -	\$ -	\$ -	\$ -	\$ 8,125,000
<b>Zone 2 Capital Expenditures</b>	<b>\$ 22,037,879</b>	<b>\$ 687,500</b>	<b>\$ 639,000</b>	<b>\$ 42,000</b>	<b>\$ 200,000</b>	<b>\$ 23,606,379</b>
<b><u>Zone: 3</u></b>						
WPD Zone 3 Funding	\$ 6,780,000	\$ 26,840,000	\$ 2,630,000	\$ -	\$ 304,500	\$ 36,554,500
Secured Grant Funding	\$ -	\$ -	\$ -	\$ -	\$ -	\$ -
Unsecured Grant Funding	\$ -	\$ -	\$ -	\$ -	\$ -	\$ -
<b>Zone 3 Capital Expenditures</b>	<b>\$ 6,780,000</b>	<b>\$ 26,840,000</b>	<b>\$ 2,630,000</b>	<b>\$ -</b>	<b>\$ 304,500</b>	<b>\$ 36,554,500</b>
<b><u>Zone: 4</u></b>						
WPD Zone 4 Funding	\$ -	\$ -	\$ -	\$ -	\$ -	\$ -
Secured Grant Funding	\$ -	\$ -	\$ -	\$ -	\$ -	\$ -
Unsecured Grant Funding	\$ -	\$ -	\$ -	\$ -	\$ -	\$ -
<b>Zone 4 Capital Expenditures</b>	<b>\$ -</b>	<b>\$ -</b>	<b>\$ -</b>	<b>\$ -</b>	<b>\$ -</b>	<b>\$ -</b>
<b><u>County Stormwater</u></b>						
County Stormwater Funding	\$ -	\$ -	\$ -	\$ -	\$ -	\$ -
Secured Grant Funding	\$ -	\$ -	\$ -	\$ -	\$ -	\$ -
Unsecured Grant Funding	\$ -	\$ -	\$ -	\$ -	\$ -	\$ -
<b>Stormwater Capital Expenditures</b>	<b>\$ -</b>	<b>\$ -</b>	<b>\$ -</b>	<b>\$ -</b>	<b>\$ -</b>	<b>\$ -</b>
<b>Annual Total</b>	<b>\$ 36,519,879</b>	<b>\$ 29,911,500</b>	<b>\$ 4,849,000</b>	<b>\$ 487,000</b>	<b>\$ 660,500</b>	<b>\$ 72,427,879</b>

- Notes:**
1. If adequate projected funding is not provided to support this Capital Improvement Program, projects may have to be deferred.
  2. Secured Funding are grants that have been awarded by the funding agency. Unsecured funding are grants that have not yet been awarded.
  3. If grant reimbursement lags expenditures, negative Zone Funding may be shown for a given year, indicating a net cash in-flow.

**VENTURA COUNTY PUBLIC WORKS AGENCY****WATERSHED PROTECTION DISTRICT****FIVE YEAR PLANNED CAPITAL PROJECTS****ZONE: 1****FISCAL YEAR (2023/2024)**

<b>Project</b>	<b>Location</b>	<b>Estimated Costs</b>
1 Matilija Dam ERP - Casitas Springs Levee (VR-2)	Community of Casitas Springs	\$ 1,115,000
2 Matilija Dam ERP - Live Oak Acres Levee (VR-3)	Community of Live Oak Acres	\$ 785,000
3 Matilija Dam ERP - Matilija Dam Removal	North of the Community of Meiners Oaks	\$ 1,650,000
4 Matilija Dam ERP - Meiners Oaks Flood Protection	Community of Meiners Oaks	\$ 1,570,000
5 Matilija Dam ERP - Robles Diversion Improvements	Community of Meiners Oaks	\$ 800,000
6 Matilija Dam Removal 65% Design Planning Project	North of the Community of Meiners Oaks	\$ 1,315,000
7 Ventura River Levee at Ventura (VR-1)	City of Ventura	\$ 467,000

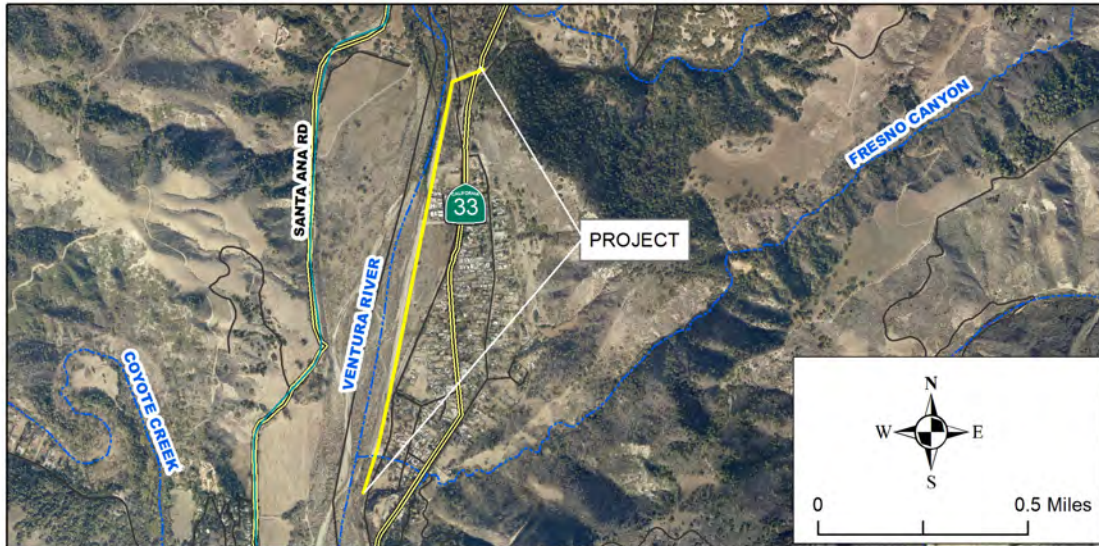
**Grand Total:** \$ 7,702,000

**VENTURA COUNTY PUBLIC WORKS AGENCY****WATERSHED PROTECTION DISTRICT****FIVE YEAR PLANNED CAPITAL PROJECTS****ZONE: 1****FISCAL YEARS (2024/2025 to 2027/2028)**

	<b><u>Project</u></b>	<b><u>Location</u></b>	<b><u>Estimated Costs</u></b>
1	Matilija Dam ERP - Casitas Springs Levee (VR-2)	Community of Casitas Springs	\$ 240,000
2	Matilija Dam ERP - Live Oak Acres Levee (VR-3)	Community of Live Oak Acres	\$ 245,000
3	Matilija Dam ERP - Matilija Dam Removal	North of the Community of Meiners Oaks	\$ 150,000
4	Matilija Dam ERP - Meiners Oaks Flood Protection	Community of Meiners Oaks	\$ 1,670,000
5	Matilija Dam ERP - Robles Diversion Improvements	Community of Meiners Oaks	\$ 1,750,000
6	Matilija Dam Removal 65% Design Planning Project	North of the Community of Meiners Oaks	\$ 165,000
7	Ventura River Levee at Ventura (VR-1)	City of Ventura	\$ 345,000

**Grand Total:** \$ 4,565,000



**VENTURA COUNTY PUBLIC WORKS AGENCY****WATERSHED PROTECTION DISTRICT****Project Name:** Matilija Dam ERP - Casitas Springs Levee (VR-2)**Project No.:** 81025**Supervisory District:** 1**Zone:** 1**Unincorporated Area:** X **City of:** N/A**Location:** Community of Casitas Springs**LOCATION MAP****SCOPE OF WORK AND OBJECTIVE**

The Matilija Dam project objectives are to remove the dam to provide steelhead passage to upstream habitat, and sediment transport of sand to the beaches. This grant includes final design of Casitas Springs Levee to meet FEMA certification requirements.

**ESTIMATED COSTS PER FISCAL YEAR**

Category	Prev Years	2023-2024	2024-2025	2025-2026	2026-2027	2027-2028
Design:	\$ 992,875	\$ 1,110,000	\$ 235,000	\$ -	\$ -	\$ -
Right of Way:	\$ 1,793	\$ 5,000	\$ 5,000	\$ -	\$ -	\$ -
Con. Eng./Insp.:	\$ 5,798	\$ -	\$ -	\$ -	\$ -	\$ -
Construction:	\$ -	\$ -	\$ -	\$ -	\$ -	\$ -
*Miscellaneous:	\$ 419	\$ -	\$ -	\$ -	\$ -	\$ -
Fiscal Year Total:	\$ 1,000,885	\$ 1,115,000	\$ 240,000	\$ -	\$ -	\$ -
Total Estimated Costs:	\$ 2,355,885					

**ENVIRONMENTAL REQUIREMENTS****Cat. Ex:** **Neg. Dec:** **EIR/EIS:** X **Date Completed:** 12/14/2004 **Date Filed:** 12/17/2004**REMARKS**

Final design costs funded by a Wildlife Conservation Board grant secured by Watershed Protection. Replacement of an existing levee, thus no additional O&M requirements expected from this project. Needs SEIR. Funding for construction has not been secured.

**Prepared By:** Masood Jilani**Date:** 01/23/2023

**VENTURA COUNTY PUBLIC WORKS AGENCY****WATERSHED PROTECTION DISTRICT****Project Name:** Matilija Dam ERP - Live Oak Acres Levee (VR-3)**Project No.:** 81026**Supervisory District:** 1**Zone:** 1**Unincorporated Area:** X **City of:** N/A**Location:** Community of Live Oak Acres**LOCATION MAP****SCOPE OF WORK AND OBJECTIVE**

The Matilija Dam project objectives are to remove the dam to provide steelhead passage to upstream habitat, and sediment transport of sand to the beaches. This grant includes final design of Live Oak Acres Levee to meet FEMA certification requirements.

**ESTIMATED COSTS PER FISCAL YEAR**

Category	Prev Years	2023-2024	2024-2025	2025-2026	2026-2027	2027-2028
Design:	\$ 46,658	\$ 780,000	\$ 240,000	\$ -	\$ -	\$ -
Right of Way:	\$ 392	\$ 5,000	\$ 5,000	\$ -	\$ -	\$ -
Con. Eng./Insp.:	\$ 2,686	\$ -	\$ -	\$ -	\$ -	\$ -
Construction:	\$ -	\$ -	\$ -	\$ -	\$ -	\$ -
*Miscellaneous:	\$ -	\$ -	\$ -	\$ -	\$ -	\$ -
Fiscal Year Total:	\$ 49,736	\$ 785,000	\$ 245,000	\$ -	\$ -	\$ -
Total Estimated Costs:	\$ 1,079,736					

**ENVIRONMENTAL REQUIREMENTS****Cat. Ex:****Neg. Dec:****EIR/EIS:** X**Date Completed:** 12/14/2004**Date Filed:** 12/17/2004**REMARKS**

Final design funded by a Wildlife Conservation Board grant secured by Watershed Protection. Replacement of an existing levee, thus no additional O&M requirements expected from this project. Needs SEIR. Funding for construction has not been secured.

**Prepared By:** Kirk Norman**Date:** 01/23/2023



**VENTURA COUNTY PUBLIC WORKS AGENCY****WATERSHED PROTECTION DISTRICT****Project Name:** Matilija Dam ERP - Matilija Dam Removal**Project No.:** 81923**Supervisory District:** 1**Zone:** 1**Unincorporated Area:** X **City of:** N/A**Location:** North of the Community of Meiners Oaks**LOCATION MAP****SCOPE OF WORK AND OBJECTIVE**

The Matilija Dam project objectives are to remove the dam to provide steelhead passage to upstream habitat, and sediment transport of sand to the beaches. This grant includes final design of the dam removal.

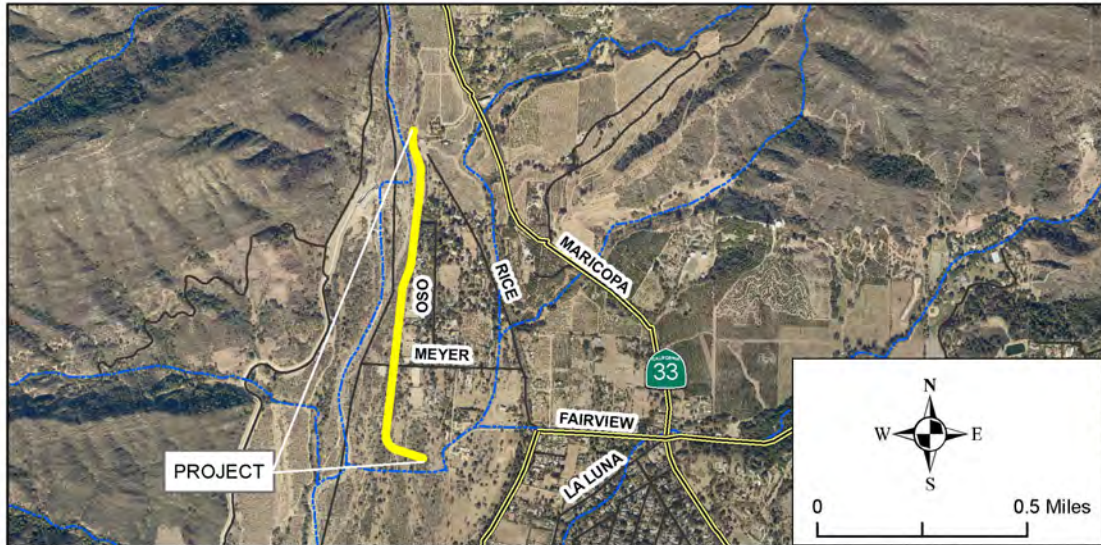
**ESTIMATED COSTS PER FISCAL YEAR**

Category	Prev Years	2023-2024	2024-2025	2025-2026	2026-2027	2027-2028
Design:	\$ -	\$ 1,650,000	\$ 150,000	\$ -	\$ -	\$ -
Right of Way:	\$ -	\$ -	\$ -	\$ -	\$ -	\$ -
Con. Eng./Insp.:	\$ -	\$ -	\$ -	\$ -	\$ -	\$ -
Construction:	\$ -	\$ -	\$ -	\$ -	\$ -	\$ -
*Miscellaneous:	\$ -	\$ -	\$ -	\$ -	\$ -	\$ -
Fiscal Year Total:	\$ -	\$ 1,650,000	\$ 150,000	\$ -	\$ -	\$ -
Total Estimated Costs:	\$ 1,800,000					

**ENVIRONMENTAL REQUIREMENTS****Cat. Ex:****Neg. Dec:****EIR/EIS:** X**Date Completed:** 12/14/2004**Date Filed:** 12/17/2004**REMARKS**

Final design costs funded by Wildlife Conservation Board grant secured by Watershed Protection. Removal of existing dam, so no additional O&M requirement expected to be generated for this project. Needs SEIR. Funding for Dam removal has not been secured.

**Prepared By:** Kirk Norman**Date:** 01/23/2023

**VENTURA COUNTY PUBLIC WORKS AGENCY****WATERSHED PROTECTION DISTRICT****Project Name:** Matilija Dam ERP - Meiners Oaks Flood Protection**Project No.:** 81027**Supervisory District:** 1**Zone:** 1**Unincorporated Area:** X **City of:** N/A**Location:** Community of Meiners Oaks**LOCATION MAP****SCOPE OF WORK AND OBJECTIVE**

The Matilija Dam project objectives are to remove the dam to provide steelhead passage to upstream habitat, and sediment transport of sand to the beaches. This grant includes design of the Meiners Oaks Levee to meet FEMA certification requirements.

**ESTIMATED COSTS PER FISCAL YEAR**

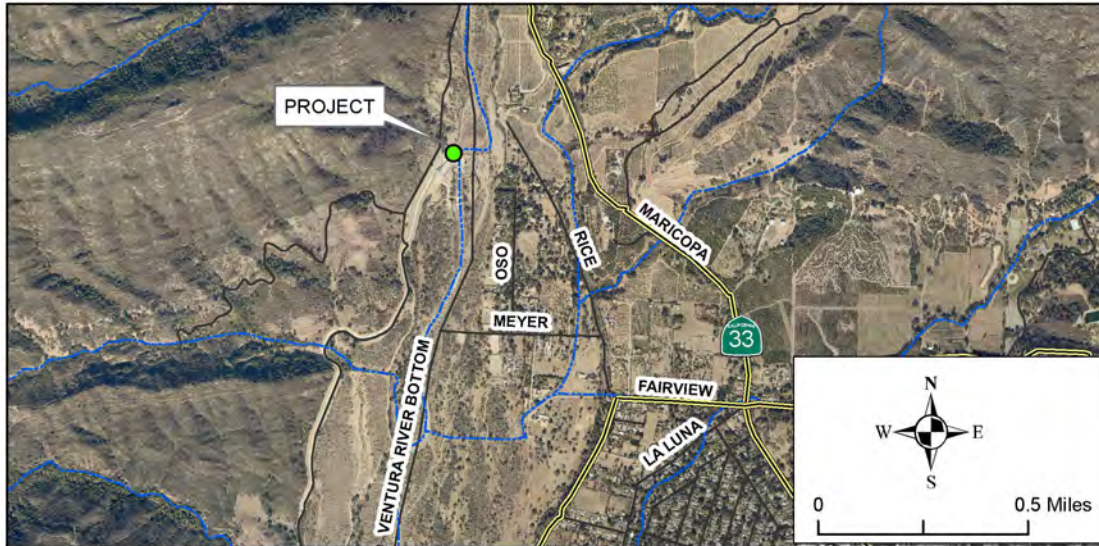
Category	Prev Years	2023-2024	2024-2025	2025-2026	2026-2027	2027-2028
Design:	\$ -	\$ 1,570,000	\$ 165,000	\$ 1,300,000	\$ 195,000	\$ -
Right of Way:	\$ -	\$ -	\$ 5,000	\$ 5,000	\$ -	\$ -
Con. Eng./Insp.:	\$ -	\$ -	\$ -	\$ -	\$ -	\$ -
Construction:	\$ -	\$ -	\$ -	\$ -	\$ -	\$ -
*Miscellaneous:	\$ -	\$ -	\$ -	\$ -	\$ -	\$ -
Fiscal Year Total:	\$ -	\$ 1,570,000	\$ 170,000	\$ 1,305,000	\$ 195,000	\$ -
Total Estimated Costs:	\$ 3,240,000					

**ENVIRONMENTAL REQUIREMENTS****Cat. Ex:** **Neg. Dec:** **EIR/EIS:** X **Date Completed:** 12/14/2004 **Date Filed:** 12/17/2004**REMARKS**

Final design costs funded by a Wildlife Conservation Board grant secured by Watershed Protection. PM projects additional annual operations and maintenance costs of \$20,000 for MO Levee. Needs SEIR. Funding for construction has not been secured.

**Prepared By:** Kirk Norman**Date:** 01/23/2023



**VENTURA COUNTY PUBLIC WORKS AGENCY****WATERSHED PROTECTION DISTRICT****Project Name:** Matilija Dam ERP - Robles Diversion Improvements**Project No.:** TBD**Supervisory District:** 1**Zone:** 1**Unincorporated Area:** X **City of:** N/A**Location:** Community of Meiners Oaks**LOCATION MAP****SCOPE OF WORK AND OBJECTIVE**

The Matilija Dam project objectives are to remove the dam to provide steelhead passage to upstream habitat, and sediment transport of sand to the beaches. This grant includes 30% design of modifications to Robles Diversion.

**ESTIMATED COSTS PER FISCAL YEAR**

Category	Prev Years	2023-2024	2024-2025	2025-2026	2026-2027	2027-2028
Design:	\$ -	\$ 800,000	\$ 1,225,000	\$ 275,000	\$ 250,000	\$ -
Right of Way:	\$ -	\$ -	\$ -	\$ -	\$ -	\$ -
Con. Eng./Insp.:	\$ -	\$ -	\$ -	\$ -	\$ -	\$ -
Construction:	\$ -	\$ -	\$ -	\$ -	\$ -	\$ -
*Miscellaneous:	\$ -	\$ -	\$ -	\$ -	\$ -	\$ -
Fiscal Year Total:	\$ -	\$ 800,000	\$ 1,225,000	\$ 275,000	\$ 250,000	\$ -
Total Estimated Costs:	\$ 2,550,000					

**ENVIRONMENTAL REQUIREMENTS****Cat. Ex:****Neg. Dec:****EIR/EIS:** X**Date Completed:** 12/14/2004**Date Filed:** 12/17/2004**REMARKS**

Costs for 50% design are expected to be funded by the Natural Resource Conservation Service. Additional annual operations and maintenance costs will be the responsibility of Casitas MWD as owner. Needs SEIR. Funding for construction has not been secured.

**Prepared By:** Kirk Norman**Date:** 01/23/2023

**VENTURA COUNTY PUBLIC WORKS AGENCY****WATERSHED PROTECTION DISTRICT****Project Name:** Matilija Dam Removal 65% Design Planning Project**Project No.:** 81905**Supervisory District:** 1**Zone:** 1**Unincorporated Area:** X **City of:** N/A**Location:** North of the Community of Meiners Oaks**LOCATION MAP****SCOPE OF WORK AND OBJECTIVE**

The Matilija Dam project objectives are to remove the dam to provide steelhead passage to upstream habitat, and sediment transport of sand to the beaches. This grant includes 65% completion of general design, dam removal, and CEQA compliance update.

**ESTIMATED COSTS PER FISCAL YEAR**

Category	Prev Years	2023-2024	2024-2025	2025-2026	2026-2027	2027-2028
Design:	\$ 1,932,308	\$ 1,310,000	\$ 160,000	\$ -	\$ -	\$ -
Right of Way:	\$ 5,128	\$ 5,000	\$ 5,000	\$ -	\$ -	\$ -
Con. Eng./Insp.:	\$ 2,086	\$ -	\$ -	\$ -	\$ -	\$ -
Construction:	\$ -	\$ -	\$ -	\$ -	\$ -	\$ -
*Miscellaneous:	\$ 511	\$ -	\$ -	\$ -	\$ -	\$ -
Fiscal Year Total:	\$ 1,940,032	\$ 1,315,000	\$ 165,000	\$ -	\$ -	\$ -
Total Estimated Costs:	\$ 3,420,032					

**ENVIRONMENTAL REQUIREMENTS****Cat. Ex:****Neg. Dec:****EIR/EIS:** X**Date Completed:** 12/14/2004**Date Filed:** 12/17/2004**REMARKS**

65% Design Planning Project work is funded by a \$5.0M California Department of Fish & Wildlife grant secured by WP for this project.

**Prepared By:** Kirk Norman**Date:** 01/23/2023

**VENTURA COUNTY PUBLIC WORKS AGENCY****WATERSHED PROTECTION DISTRICT****Project Name:** Ventura River Levee at Ventura (VR-1)**Project No.:** 81020**Supervisory District:** 1**Zone:** 1**Unincorporated Area:****City of:** Ventura**Location:** N/A**LOCATION MAP****SCOPE OF WORK AND OBJECTIVE**

Complete the engineering design and environmental compliance of improvements required to certify the existing U.S. Army Corps of Engineers' built Ventura River Levee (VR-1). The objective is to certify the levee and provide 100-yr flood protection.

**ESTIMATED COSTS PER FISCAL YEAR**

Category	Prev Years	2023-2024	2024-2025	2025-2026	2026-2027	2027-2028
Design:	\$ 1,378,432	\$ 432,000	\$ 164,000	\$ -	\$ -	\$ -
Right of Way:	\$ 22,525	\$ 35,000	\$ 25,000	\$ -	\$ -	\$ -
Con. Eng./Insp.:	\$ 1,404,728	\$ -	\$ -	\$ -	\$ -	\$ 50,000
Construction:	\$ -	\$ -	\$ -	\$ -	\$ -	\$ -
*Miscellaneous:	\$ -	\$ -	\$ -	\$ -	\$ -	\$ 106,000
Fiscal Year Total:	\$ 2,805,686	\$ 467,000	\$ 189,000	\$ -	\$ -	\$ 156,000
Total Estimated Costs:	\$ 3,617,686					

**ENVIRONMENTAL REQUIREMENTS****Cat. Ex:****Neg. Dec:****EIR/EIS:** X**Date Completed:--****Date Filed:--****REMARKS**

55% of current scope of work, including final design, CEQA, and permitting is funded by a \$1.3M DWR LLAP grant. Funding for construction has not been secured.

**Prepared By:** Salvador Diaz-Rubin**Date:** 01/20/2023



**VENTURA COUNTY PUBLIC WORKS AGENCY****WATERSHED PROTECTION DISTRICT****FIVE YEAR PLANNED CAPITAL PROJECTS****ZONE: 2****FISCAL YEAR (2023/2024)**

	<b><u>Project</u></b>	<b><u>Location</u></b>	<b><u>Estimated Costs</u></b>
1	Santa Clara River Levee D/S of Hwy 101 (SCR-3)	City of Oxnard	\$ 21,201,879
2	Santa Clara River Levee U/S of Hwy 101 (SCR-1)	City of Oxnard	\$ 227,000
3	Silver Strand Pump Station Outfall	Community of Silver Strand	\$ 609,000
4	tsumas Creek - Upstream of Jane Drive to Pleasant Valley Road	tsumas Creek Coastal Watershed	\$ -

**Grand Total:** \$ 22,037,879



**VENTURA COUNTY PUBLIC WORKS AGENCY****WATERSHED PROTECTION DISTRICT****FIVE YEAR PLANNED CAPITAL PROJECTS****ZONE: 2****FISCAL YEARS (2024/2025 to 2027/2028)**

	<b><u>Project</u></b>	<b><u>Location</u></b>	<b><u>Estimated Costs</u></b>
1	Santa Clara River Levee D/S of Hwy 101 (SCR-3)	City of Oxnard	\$ 270,000
2	Santa Clara River Levee U/S of Hwy 101 (SCR-1)	City of Oxnard	\$ 628,500
3	Silver Strand Pump Station Outfall	Community of Silver Strand	\$ -
4	tsumas Creek - Upstream of Jane Drive to Pleasant Valley Road	tsumas Creek Coastal Watershed	\$ 670,000

**Grand Total:** \$ 1,568,500

**VENTURA COUNTY PUBLIC WORKS AGENCY****WATERSHED PROTECTION DISTRICT****Project Name:** Santa Clara River Levee D/S of Hwy 101 (SCR-3)**Project No.:** 82045/47**Supervisory District:** 1, 5**Zone:** 2**Unincorporated Area:****City of:** Oxnard**Location:** N/A**LOCATION MAP****SCOPE OF WORK AND OBJECTIVE**

Upgrades to the levee improvements on the south bank of the Santa Clara River from the Bailard Landfill to the UPRR crossing. The objective is to protect adjacent properties from the 100-yr flood. The remainder of the project scope is for Phase 2.

**ESTIMATED COSTS PER FISCAL YEAR**

Category	Prev Years	2023-2024	2024-2025	2025-2026	2026-2027	2027-2028
Design:	\$ -	\$ -	\$ -	\$ -	\$ -	\$ -
Right of Way:	\$ -	\$ -	\$ -	\$ -	\$ -	\$ -
Con. Eng./Insp.:	\$ -	\$ 970,000	\$ 60,000	\$ -	\$ -	\$ -
Construction:	\$ -	\$ 20,076,879	\$ -	\$ -	\$ -	\$ -
*Miscellaneous:	\$ -	\$ 155,000	\$ 210,000	\$ -	\$ -	\$ -
Fiscal Year Total:	\$ -	\$ 21,201,879	\$ 270,000	\$ -	\$ -	\$ -
Total Estimated Costs:	\$ 21,471,879					

**ENVIRONMENTAL REQUIREMENTS****Cat. Ex:****Neg. Dec:****EIR/EIS:** X**Date Completed:** 07/26/2016**Date Filed:** 07/26/2016**REMARKS**

55% of design, CEQA and Phase 1 construction was funded by a \$5M DWR-LLAP grant. \$1.3M City of Oxnard funding secured. FEMA and DWR Coastal Watershed funding is in the process of being secured. Projected mitigation monitoring and maintenance costs=\$400K.

**Prepared By:** Masood Jilani**Date:** 01/20/2023

**VENTURA COUNTY PUBLIC WORKS AGENCY****WATERSHED PROTECTION DISTRICT****Project Name:** Santa Clara River Levee U/S of Hwy 101 (SCR-1)**Project No.:** 82035**Supervisory District:** 1, 3, 5**Zone:** 2**Unincorporated Area:****City of:** Oxnard**Location:** N/A**LOCATION MAP****SCOPE OF WORK AND OBJECTIVE**

Upgrade existing U.S. Army Corps of Engineers built levee improvements on the south bank of the Santa Clara River from Hwy 101 to upstream of Hwy 118 to protect adjacent properties from the 100-yr flood and certify the levee.

**ESTIMATED COSTS PER FISCAL YEAR**

Category	Prev Years	2023-2024	2024-2025	2025-2026	2026-2027	2027-2028
Design:	\$ 2,997,675	\$ 227,000	\$ 32,500	\$ 264,000	\$ 31,000	\$ 200,000
Right of Way:	\$ 14,220	\$ -	\$ 60,000	\$ 30,000	\$ 11,000	\$ -
Con. Eng./Insp.:	\$ 6,408	\$ -	\$ -	\$ -	\$ -	\$ -
Construction:	\$ -	\$ -	\$ -	\$ -	\$ -	\$ -
*Miscellaneous:	\$ 157	\$ -	\$ -	\$ -	\$ -	\$ -
Fiscal Year Total:	\$ 3,018,459	\$ 227,000	\$ 92,500	\$ 294,000	\$ 42,000	\$ 200,000
Total Estimated Costs:	\$ 3,873,959					

**ENVIRONMENTAL REQUIREMENTS****Cat. Ex:****Neg. Dec:****EIR/EIS:** X**Date Completed:--****Date Filed:--****REMARKS**

55% of the current scope of work for final design, CEQA, and permitting is partially funded by a \$1.2M DWR LLAP grant. Funding for construction has not been secured.

**Prepared By:** Kirk Norman**Date:** 01/24/2023



**VENTURA COUNTY PUBLIC WORKS AGENCY****WATERSHED PROTECTION DISTRICT****Project Name:** Silver Strand Pump Station Outfall**Project No.:** 42342**Supervisory District:** 5**Zone:** 2**Unincorporated Area:** X **City of:** N/A**Location:** Community of Silver Strand**LOCATION MAP****SCOPE OF WORK AND OBJECTIVE**

Replace in kind outfall structure. Move out of wave zone to minimize deposition of sand which obstructs outfall.

**ESTIMATED COSTS PER FISCAL YEAR**

Category	Prev Years	2023-2024	2024-2025	2025-2026	2026-2027	2027-2028
Design:	\$ 301,364	\$ -	\$ -	\$ -	\$ -	\$ -
Right of Way:	\$ 4,329	\$ 5,000	\$ -	\$ -	\$ -	\$ -
Con. Eng./Insp.:	\$ 1,187	\$ 144,000	\$ -	\$ -	\$ -	\$ -
Construction:	\$ -	\$ 460,000	\$ -	\$ -	\$ -	\$ -
*Miscellaneous:	\$ -	\$ -	\$ -	\$ -	\$ -	\$ -
Fiscal Year Total:	\$ 306,879	\$ 609,000	\$ -	\$ -	\$ -	\$ -
Total Estimated Costs:	\$ 915,879					

**ENVIRONMENTAL REQUIREMENTS****Cat. Ex:** X**Neg. Dec:****EIR/EIS:****Date Completed:--****Date Filed:---****REMARKS**

To be permitted under the Routine Operations and Maintenance (O&M) Plan

**Prepared By:** Salvador Diaz-Rubin**Date:** 01/23/2023



**VENTURA COUNTY PUBLIC WORKS AGENCY****WATERSHED PROTECTION DISTRICT****Project Name:** tsumas Creek - Upstream of Jane Drive to Pleasant Valley Road**Project No.:** TBD**Supervisory District:** 3**Zone:** 2**Unincorporated Area:****City of:** Oxnard**Location:** tsumas Creek Coastal Watershed**LOCATION MAP****SCOPE OF WORK AND OBJECTIVE**

Construct 1,850 linear feet of channel improvements from upstream of Hueneme Rd. to Pleasant Valley Road to provide 100-yr flow protection to adjacent residential properties.

**ESTIMATED COSTS PER FISCAL YEAR**

Category	Prev Years	2023-2024	2024-2025	2025-2026	2026-2027	2027-2028
Design:	\$ -	\$ -	\$ 325,000	\$ 340,000	\$ -	\$ -
Right of Way:	\$ -	\$ -	\$ -	\$ 5,000	\$ -	\$ -
Con. Eng./Insp.:	\$ -	\$ -	\$ -	\$ -	\$ -	\$ -
Construction:	\$ -	\$ -	\$ -	\$ -	\$ -	\$ -
*Miscellaneous:	\$ -	\$ -	\$ -	\$ -	\$ -	\$ -
Fiscal Year Total:	\$ -	\$ -	\$ 325,000	\$ 345,000	\$ -	\$ -
Total Estimated Costs:	\$ 670,000					

**ENVIRONMENTAL REQUIREMENTS****Cat. Ex:****Neg. Dec:****EIR/EIS:** X**Date Completed:** 01/13/2015**Date Filed:** 01/13/2015**REMARKS**

Potential projected decrease in existing facility operations and maintenance costs by covering channel to reduce trash dumping. Funding for construction has not been secured.

**Prepared By:** Kirk Norman**Date:** 01/19/2023

**VENTURA COUNTY PUBLIC WORKS AGENCY****WATERSHED PROTECTION DISTRICT****FIVE YEAR PLANNED CAPITAL PROJECTS****ZONE: 3****FISCAL YEAR (2023/2024)**

	<b><u>Project</u></b>	<b><u>Location</u></b>	<b><u>Estimated Costs</u></b>
1	Arroyo Simi Grade Control Structure No. 15 Replacement	Arroyo Simi Downstream of S. Moorpark Ave.	\$ 330,000
2	Arroyo Simi Grade Control Structure No. 18	Arroyo Simi Upstream of Millard St.	\$ 330,000
3	Calleguas Creek Levee HWY 101 to Adolfo Rd (CC-2)	Calleguas Ck. Hwy. 101 to Adolfo Road.	\$ 635,000
4	Castro Williams Debris Basin Safety Retrofits	City of Moorpark	\$ -
5	Conejo Mountain Creek Detention Basins 2-5 at Dos Vientos	City of Thousand Oaks	\$ 1,863,000
6	Fox Canyon Debris Basin Safety Retrofits	Community of Somis	\$ 122,000
7	Moorpark Operations Yard Upgrade	City of Moorpark	\$ 3,500,000
<b>Grand Total:</b>			\$ 6,780,000

**VENTURA COUNTY PUBLIC WORKS AGENCY****WATERSHED PROTECTION DISTRICT****FIVE YEAR PLANNED CAPITAL PROJECTS****ZONE: 3****FISCAL YEARS (2024/2025 to 2027/2028)**

<b>Project</b>	<b>Location</b>	<b>Estimated Costs</b>
1 Arroyo Simi Grade Control Structure No. 15 Replacement	Arroyo Simi Downstream of S. Moorpark Ave.	\$ 4,160,000
2 Arroyo Simi Grade Control Structure No. 18	Arroyo Simi Upstream of Millard St.	\$ 4,160,000
3 Calleguas Creek Levee HWY 101 to Adolfo Rd (CC-2)	Calleguas Ck. Hwy. 101 to Adolfo Road.	\$ 304,500
4 Castro Williams Debris Basin Safety Retrofits	City of Moorpark	\$ 900,000
5 Conejo Mountain Creek Detention Basins 2-5 at Dos Vientos	City of Thousand Oaks	\$ 4,310,000
6 Fox Canyon Debris Basin Safety Retrofits	Community of Somis	\$ 940,000
7 Moorpark Operations Yard Upgrade	City of Moorpark	\$ 15,000,000
<b>Grand Total:</b>		\$ 29,774,500

**VENTURA COUNTY PUBLIC WORKS AGENCY****WATERSHED PROTECTION DISTRICT****Project Name:** Arroyo Simi Grade Control Structure No. 15 Replacement**Project No.:** TBD**Supervisory District:** 4**Zone:** 3**Unincorporated Area:****City of:** Moorpark**Location:** Arroyo Simi Downstream of S. Moorpark Ave.**LOCATION MAP****SCOPE OF WORK AND OBJECTIVE**

Project scope includes the design and reconstruction of the existing damaged stabilizer downstream of Spring Road and upstream of Leta Yancy Pedestrian bridge to eliminate scour and degradation within the project reach.

**ESTIMATED COSTS PER FISCAL YEAR**

Category	Prev Years	2023-2024	2024-2025	2025-2026	2026-2027	2027-2028
Design:	\$ -	\$ 330,000	\$ -	\$ -	\$ -	\$ -
Right of Way:	\$ -	\$ -	\$ -	\$ -	\$ -	\$ -
Con. Eng./Insp.:	\$ -	\$ -	\$ 620,000	\$ 40,000	\$ -	\$ -
Construction:	\$ -	\$ -	\$ 3,500,000	\$ -	\$ -	\$ -
*Miscellaneous:	\$ -	\$ -	\$ -	\$ -	\$ -	\$ -
Fiscal Year Total:	\$ -	\$ 330,000	\$ 4,120,000	\$ 40,000	\$ -	\$ -
Total Estimated Costs:	\$ 4,490,000					

**ENVIRONMENTAL REQUIREMENTS****Cat. Ex:****Neg. Dec:****EIR/EIS:****Date Completed:--****Date Filed:---****REMARKS**

To be permitted under the routine Operations and Maintenance permit.

**Prepared By:** Masood Jilani**Date:** 01/23/2023



**VENTURA COUNTY PUBLIC WORKS AGENCY****WATERSHED PROTECTION DISTRICT****Project Name:** Arroyo Simi Grade Control Structure No. 18**Project No.:** TBD**Supervisory District:** 4**Zone:** 3**Unincorporated Area:****City of:** Moorpark**Location:** Arroyo Simi Upstream of Millard St.**LOCATION MAP****SCOPE OF WORK AND OBJECTIVE**

Project scope includes the design and reconstruction of the existing damaged stabilizer downstream of Spring Road and upstream of grade control structure No. 17 to eliminate scour and degradation within the project reach.

**ESTIMATED COSTS PER FISCAL YEAR**

Category	Prev Years	2023-2024	2024-2025	2025-2026	2026-2027	2027-2028
Design:	\$ -	\$ 330,000	\$ -	\$ -	\$ -	\$ -
Right of Way:	\$ -	\$ -	\$ -	\$ -	\$ -	\$ -
Con. Eng./Insp.:	\$ -	\$ -	\$ 620,000	\$ 40,000	\$ -	\$ -
Construction:	\$ -	\$ -	\$ 3,500,000	\$ -	\$ -	\$ -
*Miscellaneous:	\$ -	\$ -	\$ -	\$ -	\$ -	\$ -
Fiscal Year Total:	\$ -	\$ 330,000	\$ 4,120,000	\$ 40,000	\$ -	\$ -
Total Estimated Costs:	\$ 4,490,000					

**ENVIRONMENTAL REQUIREMENTS****Cat. Ex:****Neg. Dec:****EIR/EIS:****Date Completed:--****Date Filed:---****REMARKS**

To be permitted under the routine Operations and Maintenance permit.

**Prepared By:** Masood Jilani**Date:** 01/23/2023

## VENTURA COUNTY PUBLIC WORKS AGENCY

### WATERSHED PROTECTION DISTRICT

**Project Name:** Calleguas Creek Levee HWY 101 to Adolfo Rd (CC-2)

**Project No.:** 86020

**Supervisory District:**

**Zone:** 3

**Unincorporated Area:**

**City of:** Camarillo

**Location:** Calleguas Ck. Hwy. 101 to Adolfo Road.

#### LOCATION MAP



#### SCOPE OF WORK AND OBJECTIVE

The objective of this project is to construct improvements to the existing Calleguas Creek Levee (CC-2) between Hwy 101 and Adolfo Road, and Somis Drain upstream to remove the levee condition by increasing channel capacity.

#### ESTIMATED COSTS PER FISCAL YEAR

Category	Prev Years	2023-2024	2024-2025	2025-2026	2026-2027	2027-2028
Design:	\$ 143,993	\$ 635,000	\$ -	\$ -	\$ -	\$ 2,000
Right of Way:	\$ 2,671	\$ -	\$ -	\$ -	\$ -	\$ -
Con. Eng./Insp.:	\$ -	\$ -	\$ -	\$ -	\$ -	\$ 150,000
Construction:	\$ -	\$ -	\$ -	\$ -	\$ -	\$ -
*Miscellaneous:	\$ -	\$ -	\$ -	\$ -	\$ -	\$ 152,500
Fiscal Year Total:	\$ 146,665	\$ 635,000	\$ -	\$ -	\$ -	\$ 304,500
Total Estimated Costs:	\$ 1,086,165					

#### ENVIRONMENTAL REQUIREMENTS

**Cat. Ex:**

**Neg. Dec:** X

**EIR/EIS:**

**Date Completed:** --

**Date Filed:** --

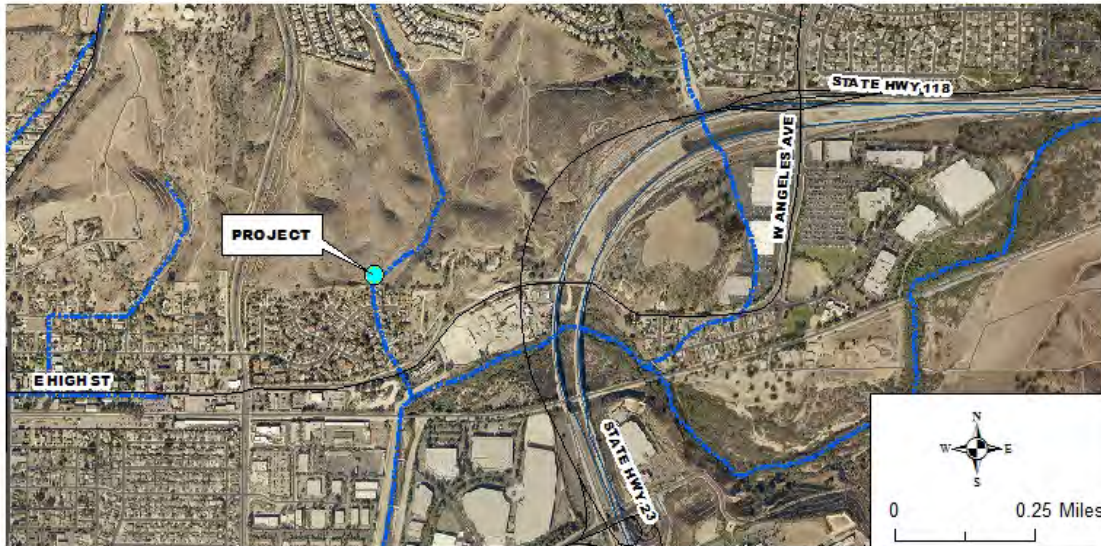
#### REMARKS

The project will widen the drop structure and deepens the channel to remove the levee condition. This project was transitioned from conceptual design to final design in FY22. Funding for 50% construction cost share with City of Camarillo is not secured.

**Prepared By:** Salvador Diaz-Rubin

**Date:** 01/19/2023



**VENTURA COUNTY PUBLIC WORKS AGENCY****WATERSHED PROTECTION DISTRICT****Project Name:** Castro Williams Debris Basin Safety Retrofits**Project No.:** TBD**Supervisory District:** 4**Zone:** 3**Unincorporated Area:****City of:** Moorpark**Location:** N/A**LOCATION MAP****SCOPE OF WORK AND OBJECTIVE**

The objective of this project is to retrofit or replace the existing emergency spillway to meet District dam freeboard requirements.

**ESTIMATED COSTS PER FISCAL YEAR**

Category	Prev Years	2023-2024	2024-2025	2025-2026	2026-2027	2027-2028
Design:	\$ -	\$ -	\$ 120,000	\$ 130,000	\$ -	\$ -
Right of Way:	\$ -	\$ -	\$ -	\$ -	\$ -	\$ -
Con. Eng./Insp.:	\$ -	\$ -	\$ -	\$ -	\$ -	\$ -
Construction:	\$ -	\$ -	\$ -	\$ 650,000	\$ -	\$ -
*Miscellaneous:	\$ -	\$ -	\$ -	\$ -	\$ -	\$ -
Fiscal Year Total:	\$ -	\$ -	\$ 120,000	\$ 780,000	\$ -	\$ -
Total Estimated Costs:	\$ 900,000					

**ENVIRONMENTAL REQUIREMENTS****Cat. Ex:** X**Neg. Dec:****EIR/EIS:****Date Completed:--****Date Filed:--****REMARKS**

Planned retrofit work expected to fit within the Routine O&M Program regulatory permit authorization requirements. Existing facility retrofit project is not expected to generate any additional O&M requirements.

**Prepared By:** Kirk Norman**Date:** 01/28/2022

**VENTURA COUNTY PUBLIC WORKS AGENCY****WATERSHED PROTECTION DISTRICT****Project Name:** Conejo Mountain Creek Detention Basins 2-5 at Dos Vientos**Project No.:** 86910**Supervisory District:** 2**Zone:** 3**Unincorporated Area:****City of:** Thousand Oaks**Location:** N/A**LOCATION MAP****SCOPE OF WORK AND OBJECTIVE**

Rehabilitate existing debris and detention basins to meet District design standards. Focus is on developing a solution to solve detention and debris volume deficiencies. Current scope includes modifications to three of the four basins.

**ESTIMATED COSTS PER FISCAL YEAR**

Category	Prev Years	2023-2024	2024-2025	2025-2026	2026-2027	2027-2028
Design:	\$ 774,838	\$ 95,000	\$ 100,000	\$ 110,000	\$ -	\$ -
Right of Way:	\$ -	\$ -	\$ -	\$ -	\$ -	\$ -
Con. Eng./Insp.:	\$ 558	\$ 508,000	\$ 600,000	\$ 500,000	\$ -	\$ -
Construction:	\$ -	\$ 1,260,000	\$ 2,000,000	\$ 1,000,000	\$ -	\$ -
*Miscellaneous:	\$ -	\$ -	\$ -	\$ -	\$ -	\$ -
Fiscal Year Total:	\$ 775,396	\$ 1,863,000	\$ 2,700,000	\$ 1,610,000	\$ -	\$ -
Total Estimated Costs:	\$ 6,948,396					

**ENVIRONMENTAL REQUIREMENTS****Cat. Ex:** X**Neg. Dec:****EIR/EIS:****Date Completed:--****Date Filed:--****REMARKS**

Rehabilitation work expected to fit within the Routine O&M Program regulatory permit authorization requirements. Funding for this project secured by a negotiated settlement with the developer. No additional O&M requirements expected to be generated.

**Prepared By:** Masood Jilani**Date:** 01/24/2023



**VENTURA COUNTY PUBLIC WORKS AGENCY****WATERSHED PROTECTION DISTRICT****Project Name:** Fox Canyon Debris Basin Safety Retrofits**Project No.:** TBD**Supervisory District:** 2**Zone:** 3**Unincorporated Area:** X **City of:** N/A**Location:** Community of Somis**LOCATION MAP****SCOPE OF WORK AND OBJECTIVE**

The objective of this project is to retrofit or replace the existing emergency spillway to meet District dam freeboard requirements.

**ESTIMATED COSTS PER FISCAL YEAR**

Category	Prev Years	2023-2024	2024-2025	2025-2026	2026-2027	2027-2028
Design:	\$ -	\$ 122,000	\$ 130,000	\$ -	\$ -	\$ -
Right of Way:	\$ -	\$ -	\$ -	\$ -	\$ -	\$ -
Con. Eng./Insp.:	\$ -	\$ -	\$ -	\$ 140,000	\$ -	\$ -
Construction:	\$ -	\$ -	\$ 650,000	\$ -	\$ -	\$ -
*Miscellaneous:	\$ -	\$ -	\$ -	\$ 20,000	\$ -	\$ -
Fiscal Year Total:	\$ -	\$ 122,000	\$ 780,000	\$ 160,000	\$ -	\$ -
Total Estimated Costs:	\$ 1,062,000					

**ENVIRONMENTAL REQUIREMENTS****Cat. Ex:** X**Neg. Dec:****EIR/EIS:****Date Completed:--****Date Filed:--****REMARKS**

Planned retrofit work expected to fit within the Routine O&M Program regulatory permit authorization requirements. Existing facility retrofit project is not expected to generate any additional O&M requirements.

**Prepared By:** Salvador Diaz-Rubin**Date:** 01/05/2023

**VENTURA COUNTY PUBLIC WORKS AGENCY****WATERSHED PROTECTION DISTRICT****Project Name:** Moorpark Operations Yard Upgrade**Project No.:** TBD**Supervisory District:** 4**Zone:** 3**Unincorporated Area:****City of:** Moorpark**Location:** N/A**LOCATION MAP****SCOPE OF WORK AND OBJECTIVE**

The objective of this project is to reconstruct the aging and deficient Moorpark Operations Yard to meet current safety requirements.

**ESTIMATED COSTS PER FISCAL YEAR**

Category	Prev Years	2023-2024	2024-2025	2025-2026	2026-2027	2027-2028
Design:	\$ -	\$ 2,500,000	\$ -	\$ -	\$ -	\$ -
Right of Way:	\$ -	\$ 1,000,000	\$ -	\$ -	\$ -	\$ -
Con. Eng./Insp.:	\$ -	\$ -	\$ -	\$ -	\$ -	\$ -
Construction:	\$ -	\$ -	\$ 15,000,000	\$ -	\$ -	\$ -
*Miscellaneous:	\$ -	\$ -	\$ -	\$ -	\$ -	\$ -
Fiscal Year Total:	\$ -	\$ 3,500,000	\$ 15,000,000	\$ -	\$ -	\$ -
Total Estimated Costs:	\$ 18,500,000					

**ENVIRONMENTAL REQUIREMENTS****Cat. Ex:****Neg. Dec:** X**EIR/EIS:****Date Completed:** --**Date Filed:** ---**REMARKS**

Design and Construction of the Moorpark Operations Yard Upgrade will be carried out jointly with PWA Roads and Transportation Department. Construction funding from Zone 3 and financing.

**Prepared By:** Sergio Vargas**Date:** 02/08/2022