




# VENTURA COUNTY Office of Education

Dr. César Morales, County Superintendent of Schools

## Ventura County Board of Supervisors Meeting

### ***Ventura County Office of Education Migrant Education Program, Region 17***

April 9, 2024



## **Ventura County Office of Education Vision**

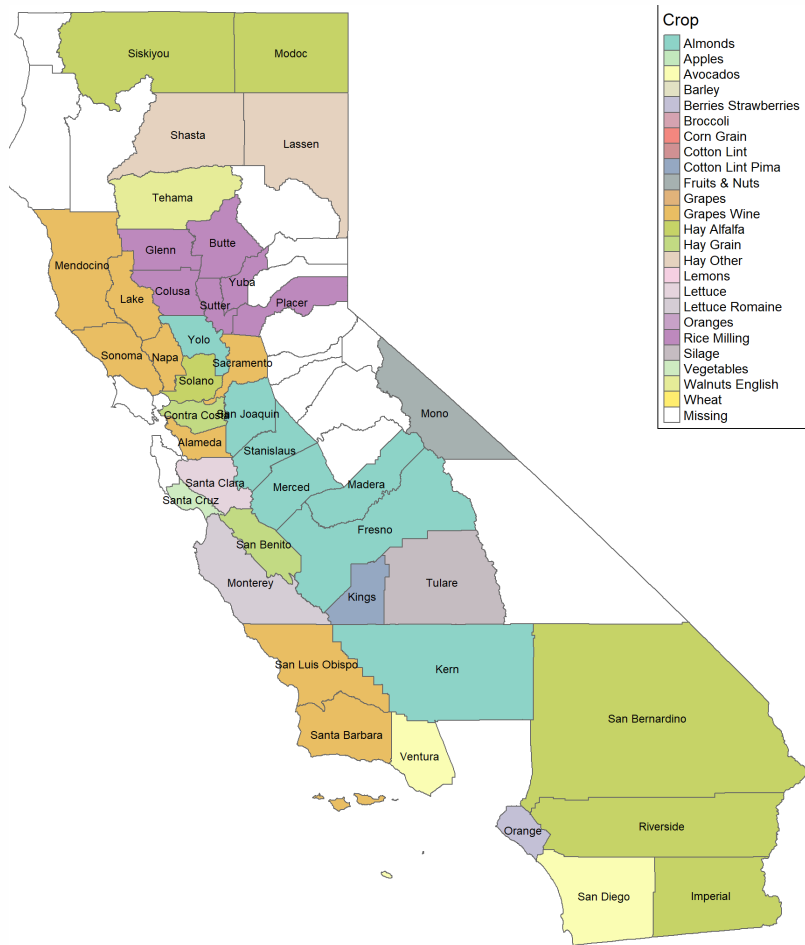

In fulfilling our *"Commitment to Quality Education for All"* we teach, inspire and support our students by providing opportunities for them to discover their potential, develop their character, and maximize their learning so they may become life-long learners and world class citizens.

## **Ventura County Office of Education Mission**

Our students learn in a personalized environment that fosters human dignity and promotes academic, social emotional and personal success.

# Agriculture in California

## Agricultural Production Statistics



## California's Top 10 Agricultural Commodities


California's agricultural abundance includes more than 400 commodities. Over a third of the country's vegetables and nearly three-quarters of the country's fruits and nuts are grown in California. California's top 10 valued commodities for the 2022 crop year are:<sup>1</sup>

- Dairy Products, Milk —\$10.40 billion
- Grapes —\$5.54 billion
- Cattle and Calves —\$3.63 billion
- Almonds —\$3.52 billion
- Lettuce —\$3.15 billion
- Strawberries —\$2.68 billion
- Pistachios —\$1.86 billion
- Broilers —\$1.59 billion
- Tomatoes —\$1.46 billion
- Carrots —\$1.11 billion

[https://www.cdfa.ca.gov/Statistics/#:~:text=Over%20a%20third%20of%20the,the%202022%20crop%20year%20are%3A&text=Dairy%20Products%2C%20Milk%20%E2%80%94%20\\$10.40%20billion,Cattle%20and%20Calves%20%E2%80%94%20\\$3.63%20billion](https://www.cdfa.ca.gov/Statistics/#:~:text=Over%20a%20third%20of%20the,the%202022%20crop%20year%20are%3A&text=Dairy%20Products%2C%20Milk%20%E2%80%94%20$10.40%20billion,Cattle%20and%20Calves%20%E2%80%94%20$3.63%20billion)

# Agriculture in Ventura County

## Agricultural Production Statistics



## 2022 TOP LEADING CROPS

1) Strawberries  
\$662,704,000



2) Avocados  
\$245,435,000



3) Lemons  
\$206,573,000



4) Nursery Stock  
\$193,550,000



5) Celery  
\$127,301,000



6) Raspberries  
\$111,851,000



7) Peppers  
\$53,116,000



8) Blackberries  
\$44,902,000



9) Blueberries  
\$44,087,000



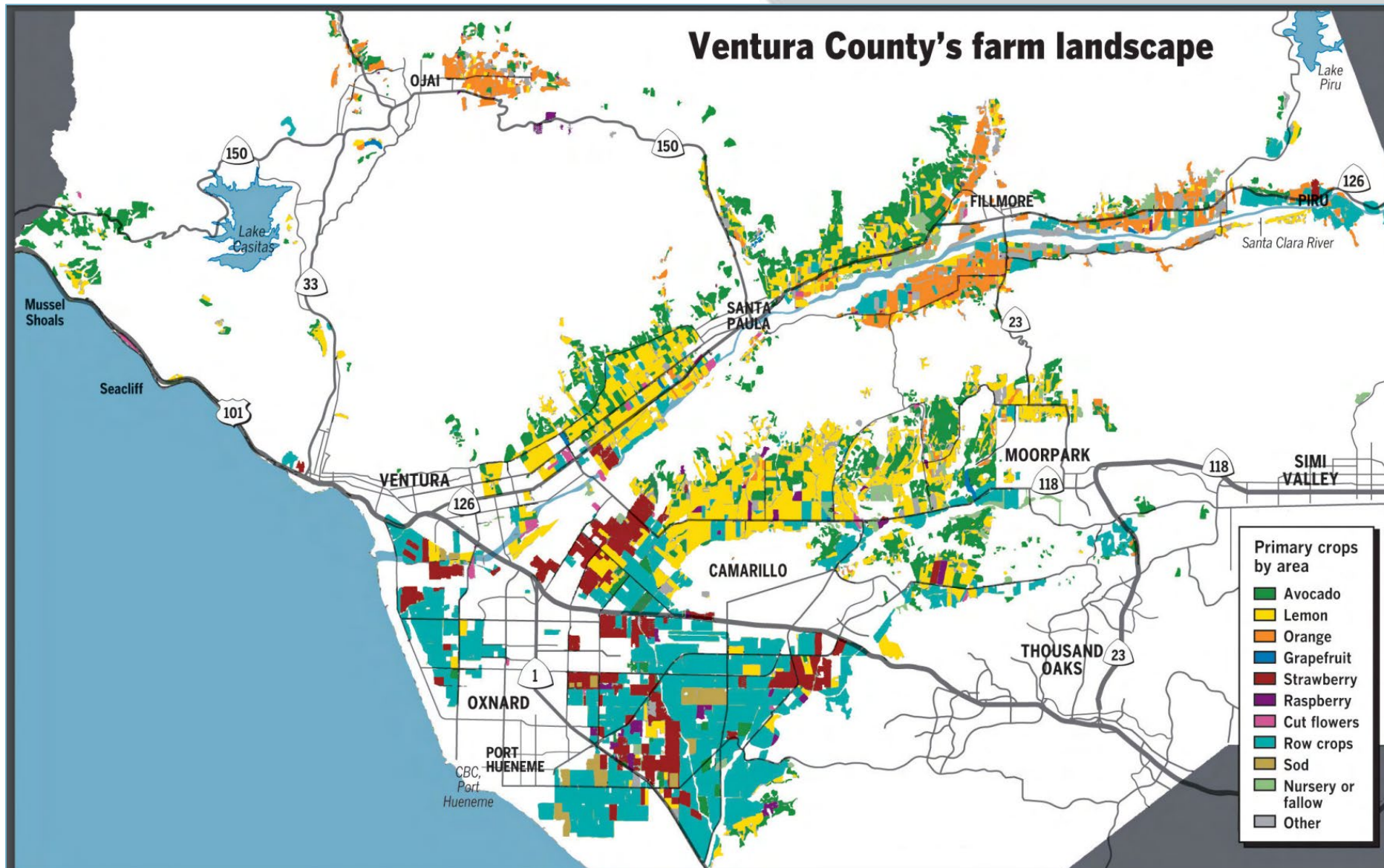

10) Cabbage  
\$40,213,000



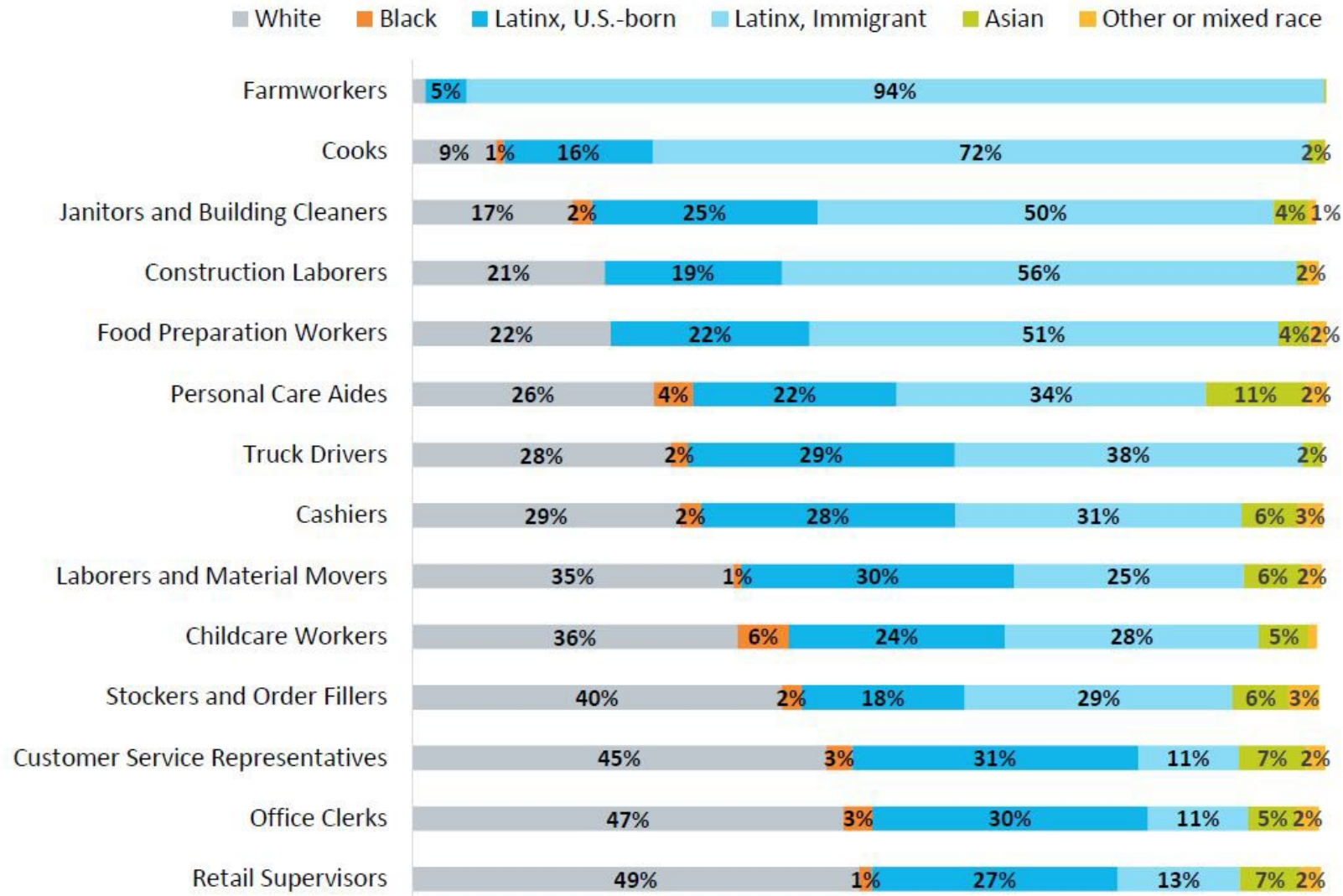




# Agriculture in Ventura County

## *Primary crops by area*



# Frontline Workforce





# Migrant Education is a National Program

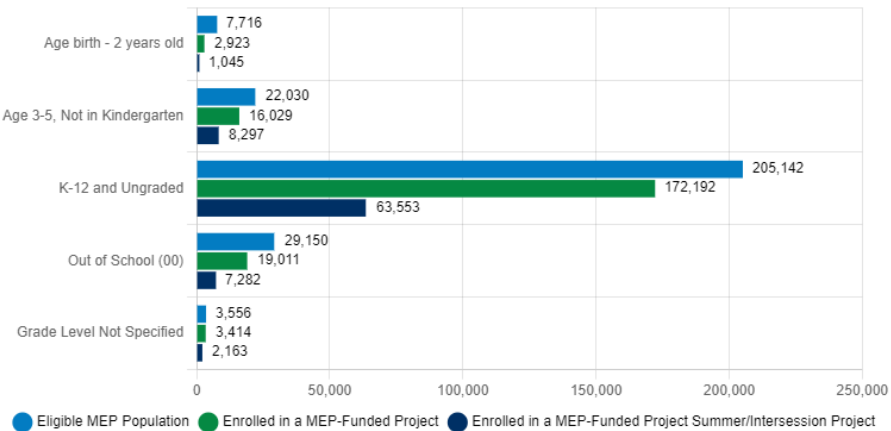
## NATIONAL CHILD COUNTS FOR NATIONAL PROFILE

The table shows the National unduplicated count of eligible migratory children age birth through 21 as determined on 12/24/2022. It should be noted that due to the difference in logic used to determine inclusion and eligibility, the count of eligible migratory children will not be equal to the sum of the Category 1 and Age Birth through 2 children.

Eligible Migratory Children Age Birth Through 21
267,594

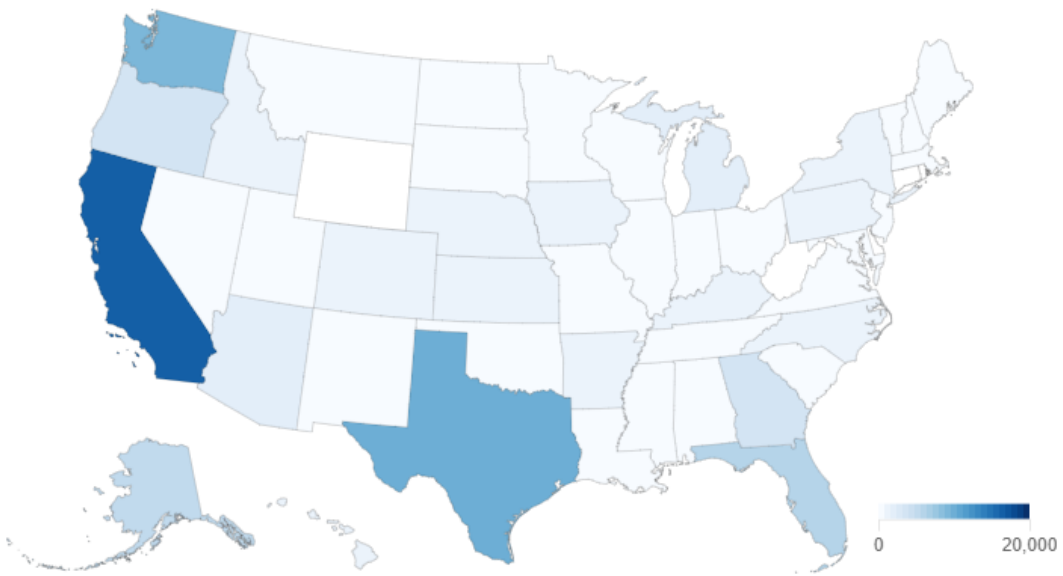
## TOTAL MEP POPULATION (TABLE 1)

Below are how many migratory children in each Grade Level group are eligible, enrolled in a MEP-Funded Project, and enrolled in a MEP-Funded Summer/Intercession Project.



## CHILDREN WITH QUALIFYING ARRIVAL DATES (QADS) DURING THE PERFORMANCE PERIOD (TABLE 5A)

Below shows an unduplicated count of children by State who made an interstate or intrastate move that generated a QAD in the performance period as reported by either the Move To or Move From State. Regardless of the amount of moves a child made within a State, the child will only be counted once per State. When a State reports a move where they are not the Move To or Move From State, the QAD is not counted in this table.







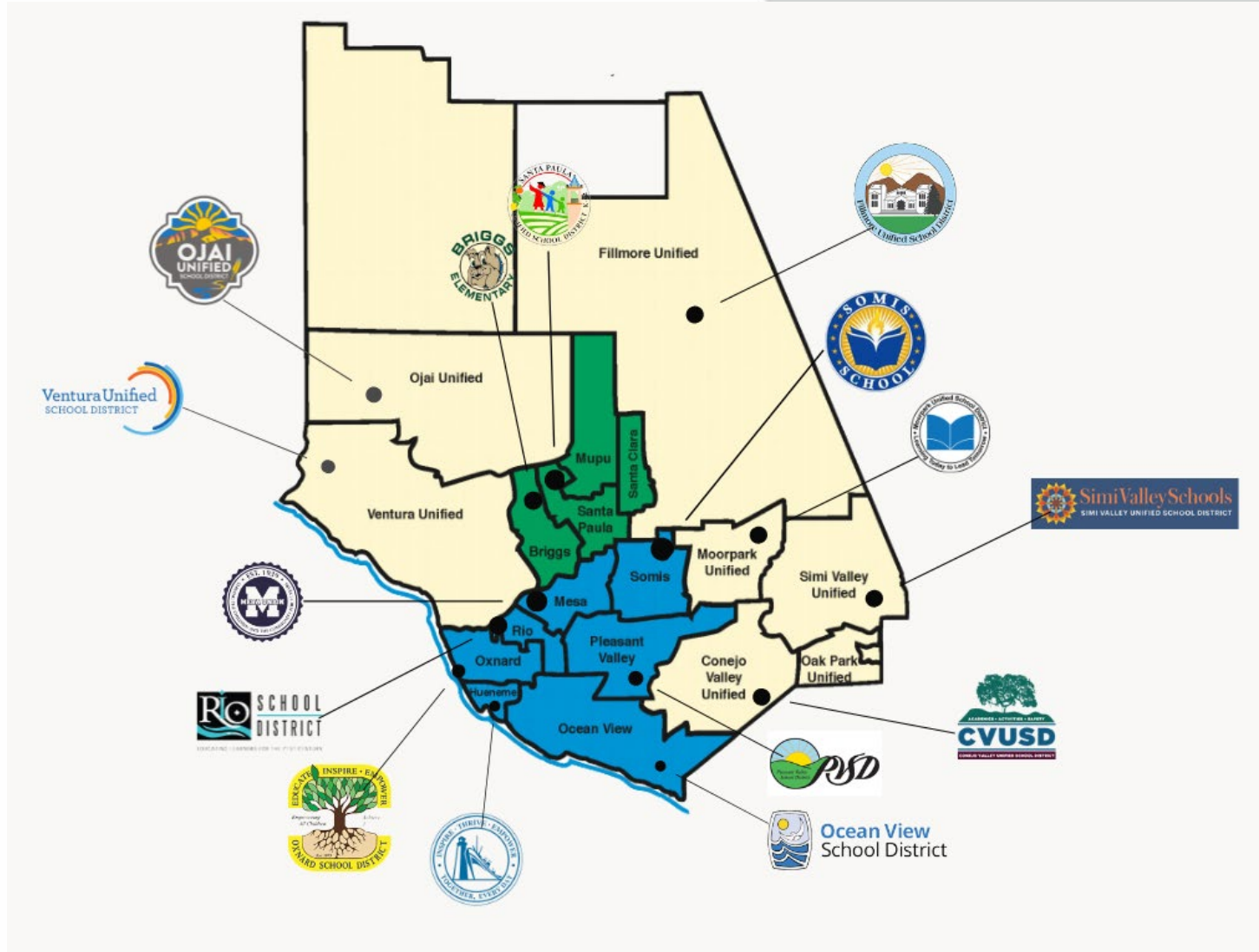

**72,983** migrant students are eligible for services in **540** school districts throughout the state.

## Ventura County Region 17




# Migrant Education Students

## Ventura County LEAs




# Migrant Education



1960: Harvest of Shame


# Migrant Education



In 1966 Congress responded to the unmet academic needs of the children of the growing farm worker population by authorizing the creation of the Office of Migrant Education. To help migratory children overcome educational disruption, cultural and language barriers, social isolation, various health-related problems, and other factors that inhibit the ability of such children to succeed in school.



# Migrant Education



Funded by the federal government created in 1966  
authorized by Part C of Title 1 of the Elementary and  
Secondary Education Act as amended by the Law of Success  
for all students.



# Local Student Stories



Sisters Maria and Jennifer Salvador are just two of the many California teenagers who went to work in the farm fields when their high school closed to help support their family. In the evening the sisters try to do their homework online and via email without the benefit of any direct instruction that took place digitally during the day.


Carla Diaz, 16, works in the raspberry orchards in Oxnard with her mother. She went to work in the fields when schools closed and she did her schoolwork in the evenings to try to stay caught up.



<https://calmatters.org/education/2020/06/california-teens-school-closures-migrant-farmworkers-fields-coronavirus/>

Photos by Elizabeth Aguilera for CalMatters

# Where do referrals come from?



1

School  
Districts

2

Community  
Based  
Organizations


3

MEP  
Outreach and  
Engagement  
Team Efforts

4

County of  
Ventura  
Agencies

# Migrant Education Student Services



## Academic Programs **K-12**

- Saturday School
- Summer School
- College Readiness
- College campus visits



## Free Transportation **K-12**

Students receive transportation to ensure access to services; such as Saturday and summer school, field trips, and other approved events.




## Leadership Opportunities **6-12**

Speech and Debate provides students the opportunity to build long lasting relationships with peers, and create a bond with their teachers. Speech and Debate fosters leadership opportunities while developing speaking skills that will be useful throughout their lifetime



# Partnering to Address Inequities

## Health, Food, Mental Health

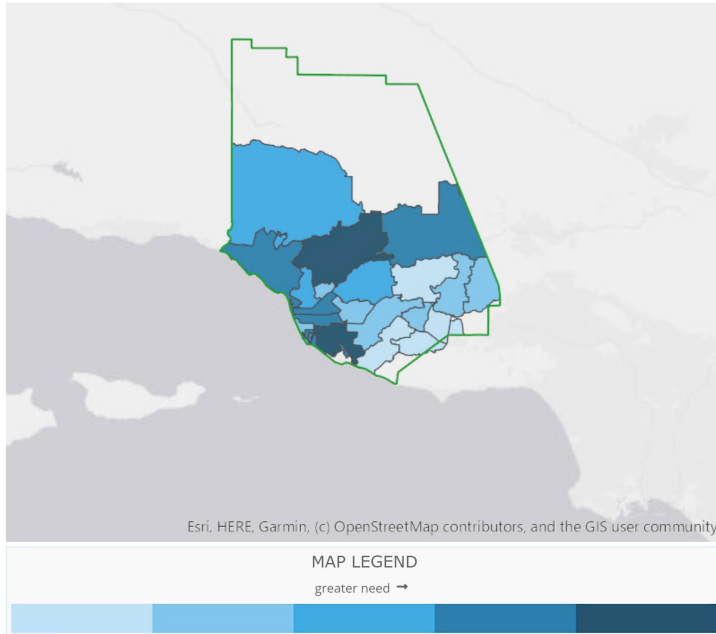


### 2023 Health Equity Index

Zip Code: Ventura

Measurement Period: 2023

Data Source: Conduent Healthy Communities Institute



Index values are not comparable across measurement periods. Index values and rankings are specific to a measurement period, showing the relative ranking of a location in comparison to other similar locations at that time.

April 2, 2024

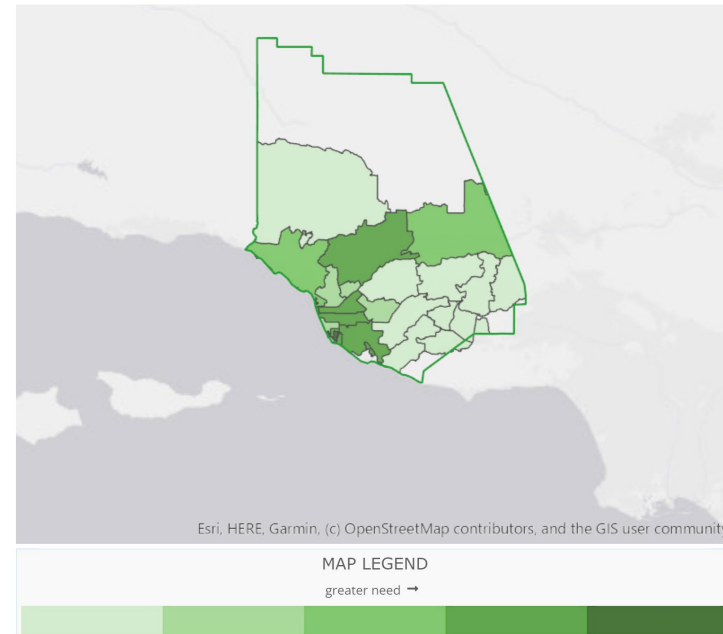
[www.healthmattersinvc.org](http://www.healthmattersinvc.org)

### 2023 Food Insecurity Index

Zip Code: Ventura

Measurement Period: 2023

Data Source: Conduent Healthy Communities Institute



Index values are not comparable across measurement periods. Index values and rankings are specific to a measurement period, showing the relative ranking of a location in comparison to other similar locations at that time.

April 2, 2024

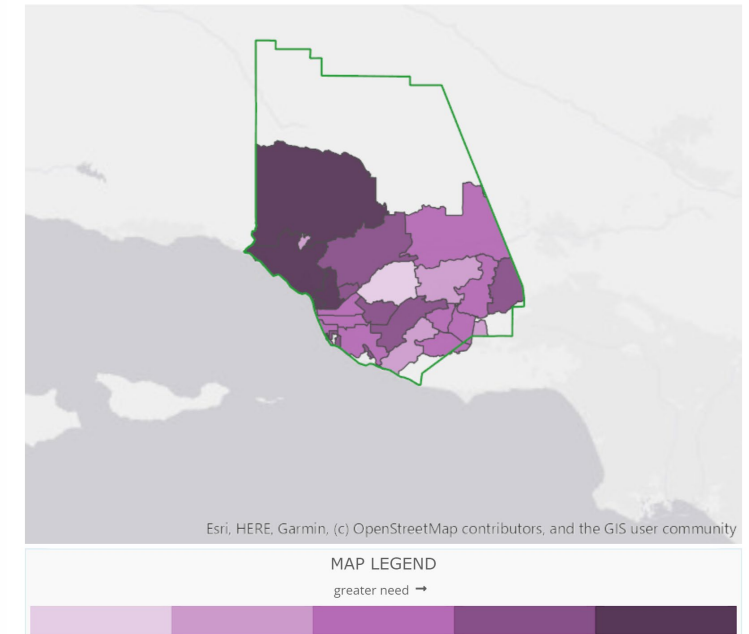
[www.healthmattersinvc.org](http://www.healthmattersinvc.org)

### 2023 Mental Health Index

Zip Code: Ventura

Measurement Period: 2023

Data Source: Conduent Healthy Communities Institute



Index values are not comparable across measurement periods. Index values and rankings are specific to a measurement period, showing the relative ranking of a location in comparison to other similar locations at that time.


April 2, 2024

[www.healthmattersinvc.org](http://www.healthmattersinvc.org)

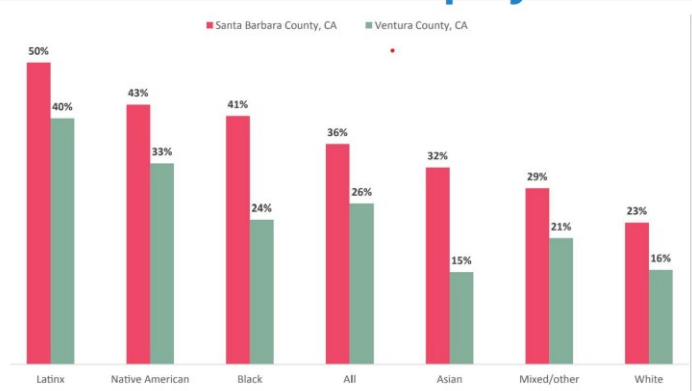


# Partnering to Address Inequities

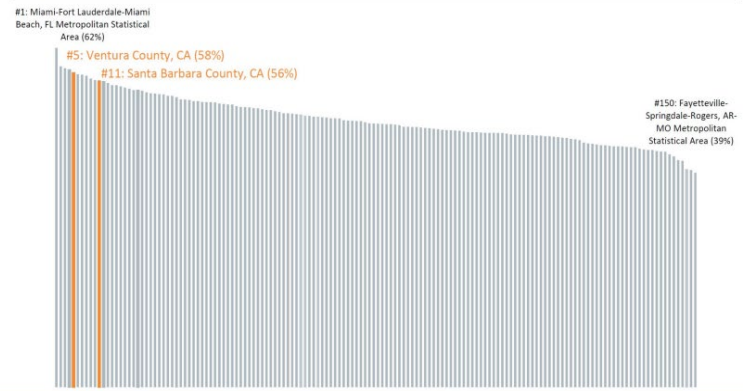
## Economic and Housing



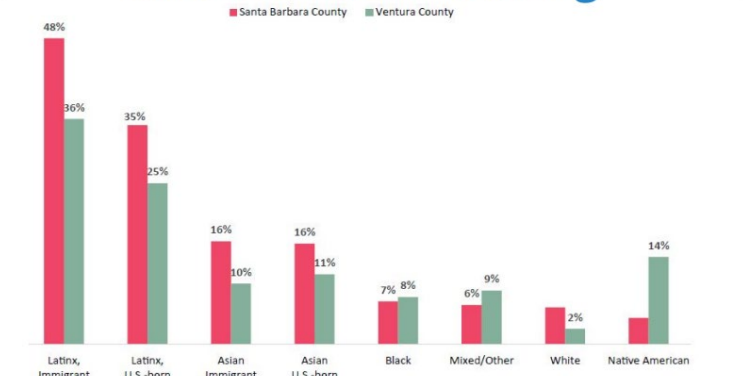
### Economic Hardship by Race



### Rent Burden



### Overcrowded Housing



# Partnering to Address Inequities

## Health Insurance, Educational Attainment, and Environmental Burden




Figure 10: Percent with no health insurance by immigration status & age, Santa Barbara and Ventura Counties, 2018

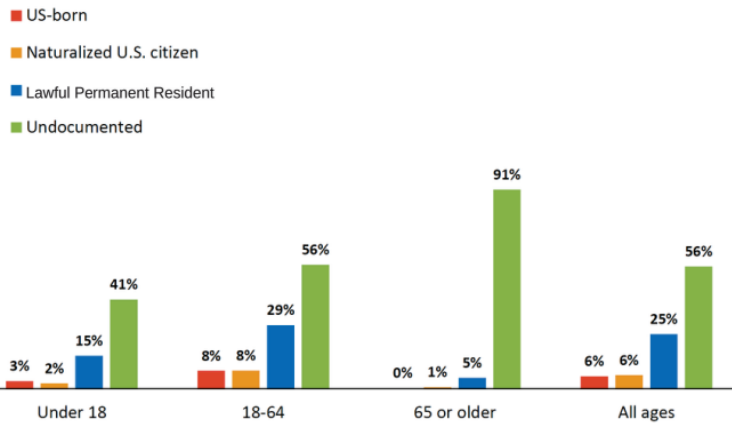
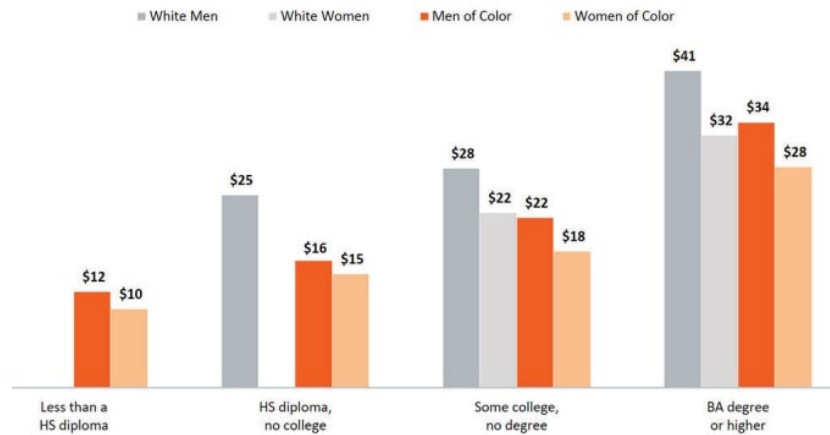
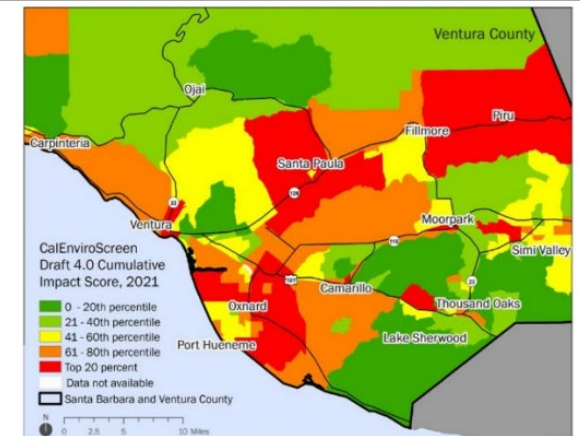


Figure 4: Median wage by educational attainment, race, and gender, Ventura County, 2018




## Environmental Burden



# Partnerships

## County Agencies




VENTURA COUNTY  
PUBLIC HEALTH





# Partnerships

## Community Based Organizations and Higher Education



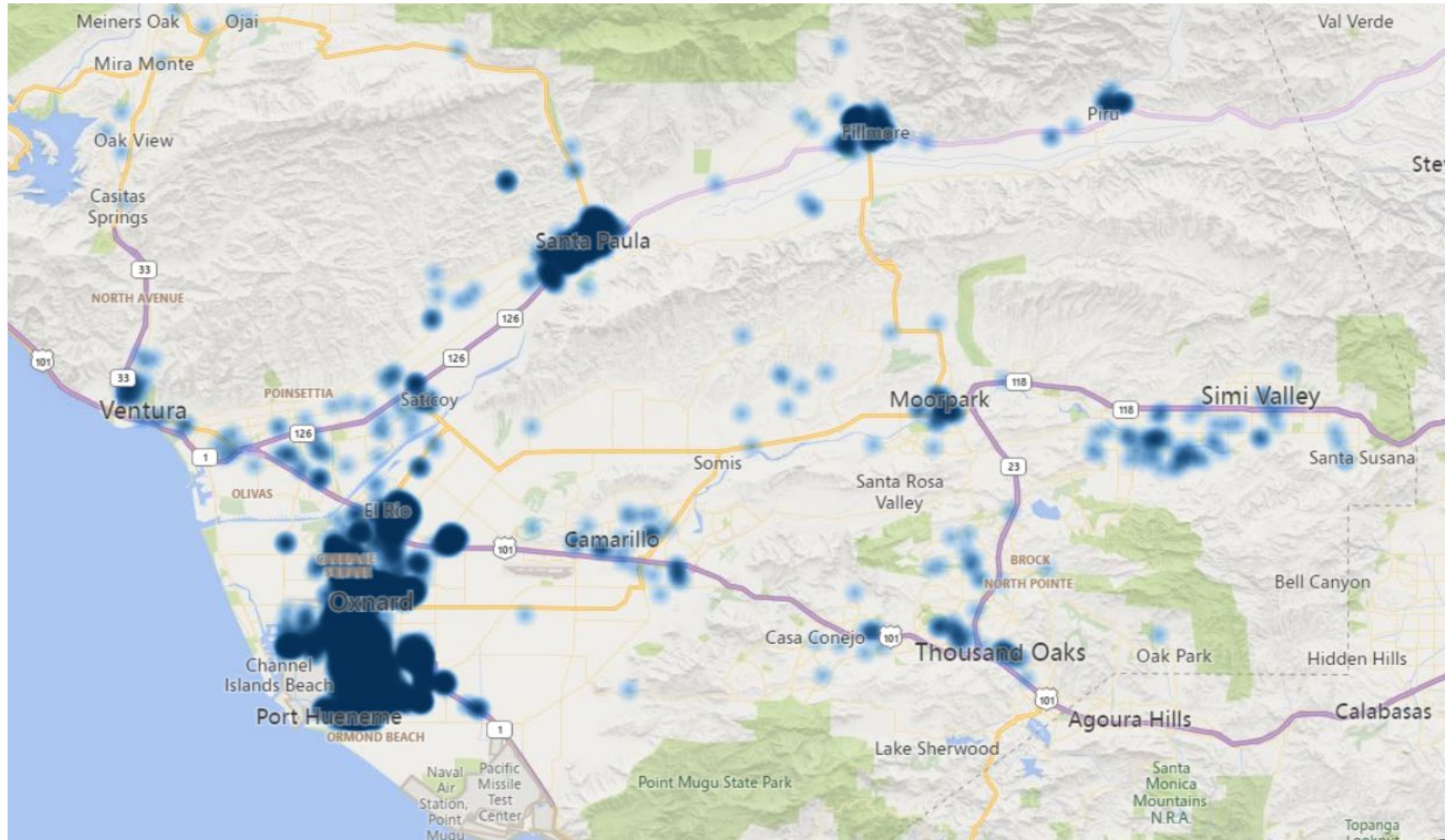

Ventura County  
Community  
College District






# Partnership Importance

## *Community Based Organizations and Higher Education*



# Program Alumni and Pioneers

## *Leaders, Educators, and Engineers*






**The Migrant Education Program supports students with supplementary educational services for greater success in education.**



# THANK YOU



<https://www.vcoe.org/migrant>  
**Facebook @mepR17**